





READY TO GO

QUICK
DELIVERY
SERVICE



READY TO GO

QUICK DELIVERY SERVICE

linealightgroup

LINEA LIGHT GROUP

Dalla nascita, nel 1985, ad oggi Linea Light Group è cresciuto fino a diventare ed essere riconosciuto come uno tra i maggiori player per l'illuminazione tecnica e decorativa. Queste due anime convivono e si alimentano a vicenda, grazie alla costante e continua ricerca formale e tecnologica del gruppo.

Con la recente acquisizione dello storico brand Stilnovo, celebre per i suoi prodotti innovativi e sperimentali, si arricchisce l'offerta decorativa di Linea Light Group. Da Stilnovo abbiamo ereditato oggetti luminosi disegnati da Ettore Sottsass e De Pas D'urbino Lomazzi passando per Joe Colombo, a queste icone abbiamo affiancato nuove lampade sviluppate interamente in azienda. L'acquisizione completa la collezione Decòrative composta da prodotti dalla grande personalità e dalla forte presenza scenica.

From the time of its establishment in 1985 to the present, Linea Light Group has grown to the point of becoming and being known as one of the major players in technical and decorative lighting. These two spirits co-exist and fuel one another thanks to the group's constant and continuous technological research.

With the recent acquisition of the historic Stilnovo brand, famous for its innovative and experimental products, Linea Light Group's decorative range is enriched. From Stilnovo, we inherited lighting items designed by Ettore Sottsass and De Pas D'urbino Lomazzi, as well as Joe Colombo, and we brought new lights alongside these icons, developed entirely in-house. The acquisition completes the Decòrative collection made up of products with great personality and a strong dramatic presence.

Contemporaneamente Linea Light Group mantiene la sua presenza di leadership nell'illuminazione professionale con il brand I-Lèd, riconosciuto come uno tra i maggiori innovatori in ambito LED. Dal 2019 siamo posizionati nel segmento urban & industrial lighting con prodotti dedicati, rafforzando la nostra presenza nel mercato dell'illuminazione tecnica con prodotti efficienti e innovativi.

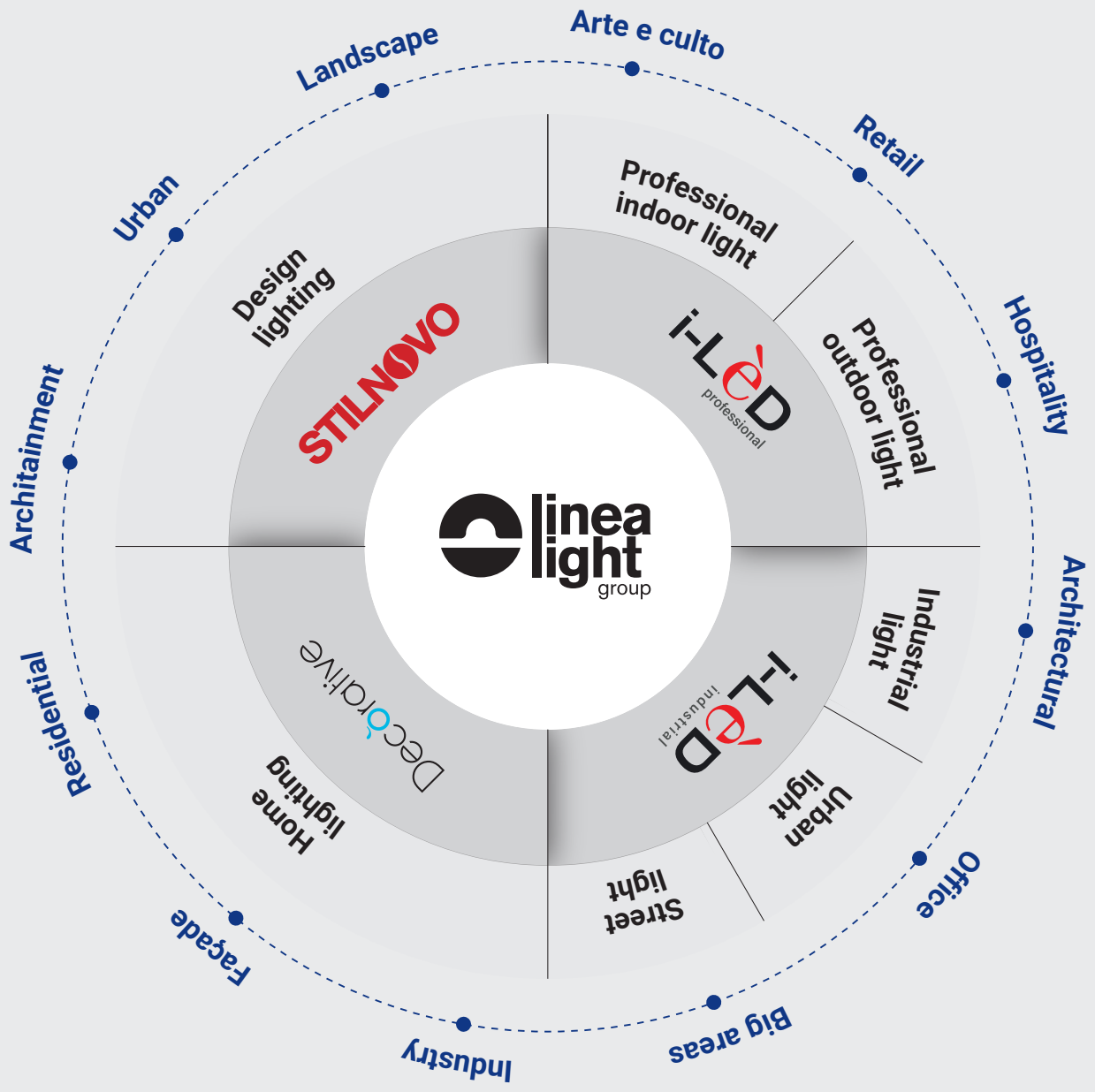
La completezza dei nostri cataloghi ci consente di essere presenti e attivi, su canali di vendita diversificati, permettendoci di fornire in maniera ottimale e veloce ogni nostro cliente. Precisione, rapidità e affidabilità sono i caratteri che da sempre definiscono Linea Light Group.

Linea Light Group simultaneously maintains its presence as a leader in professional lighting with the I-Lèd brand, acknowledged as one of the major innovators in the LED area. From 2019, we have been in the urban & industrial lighting segment with dedicated products, reinforcing our presence in the technical lighting market with efficient and innovative products. The completeness of our catalogues allows us to be present and active on diversified sales channels, so we are able to supply all our customers optimally and quickly. Precision, speed and reliability are the characteristics that have always defined Linea Light Group.



Decòrative

STILNOVO






AZIENDA INTERNAZIONALE

Tre hub produttivi per garantire un servizio globale su misura a disposizione del professionista della luce

Linea Light Group è un insieme unico di realtà specializzate nei diversi ambiti che compongono l'universo dell'illuminazione, indipendenti e coordinate allo stesso tempo. Una formula che consente di creare soluzioni complete e originali, in qualsiasi contesto, dai sistemi integrati per grandi edifici residenziali o pubblici, all'illuminazione per esterni o in immersione, dagli ambienti domestici agli spazi commerciali, industriali, istituzionali e collettivi.

Linea Light Group si è distinta per un approccio al mercato attento alle peculiarità e alle esigenze dei partner locali in un'ottica "Think Global, Act Local", puntando alla connessione delle aree e al servizio curato su distanze ridotte. Oggi Linea Light Group è un'azienda con una forte presenza internazionale, con una rete capillare sempre al fianco dei propri partner ovunque siano i loro progetti.



-  **Headquarter**
-  **Hub-Branches**
-  **Branches**

INTERNATIONAL COMPANY

Three production hubs to guarantee tailored global service at the disposal of lighting professionals

Linea Light Group is a unique group specialised in a diverse range of domains within the world of lighting. It is independent yet coordinated at the same time. Its formula allows for the creation of complete, unique solutions in any given context: from integrated systems for large residential or public buildings to outdoors or underwater lighting; from home environments to commercial, industrial, institutional or public spaces.

Linea Light Group stands out thanks to a market approach that is attentive to specific requirements and to the demands of local partners. Its "Think Global, Act Local" vision focusses on making connections between different areas and on managing services from a shorter distance. Today, Linea Light Group is a company with a strong international presence and an extensive network: wherever their projects may take them, their partners will be right by their side.



SOSTENIBILITÀ, QUALITÀ E GARANZIA

Linea Light Group investe e continua a perseguire una filosofia green-oriented per tutti i reparti dell'azienda, dagli uffici alla produzione al magazzino. Da molti anni l'azienda dedica risorse al contenimento dell'impatto ambientale delle diverse attività, grazie a provvedimenti in favore di uno sviluppo sostenibile come l'uso di energie rinnovabili quasi totalmente auto-prodotte, la riduzione dei consumi e delle emissioni di CO2, il recupero e il riciclo degli scarti di produzione e delle materie prime. Queste sono solo alcune tra le attività ecocompatibili intraprese per incrementare un modello economico virtuoso. Lo smaltimento dei rifiuti e il loro riciclo sono due temi importanti per il Gruppo: tutti i rifiuti aziendali sono smaltiti correttamente, seguendo precise normative e rigidi protocolli al fine di evitare ogni dispersione nei terreni e nei corsi d'acqua. Per questo come Gruppo il nostro impegno è costantemente concentrato su ricerca e sviluppo di soluzioni atte a ridurre l'impatto ambientale al minimo.

Un esempio è l'utilizzo di nuovi olii biologici come lubrificanti per i macchinari della produzione come macchine C.N.C e linee taglio. Per queste strumentazioni usiamo lubrorefrigeranti di origine vegetale (a base di esteri di sintesi) ed esenti da olio minerale, cloro, ammine secondarie, conservanti a rilascio di formaldeide, boro e i loro derivati. Al termine del ciclo produttivo gli olii esausti vengono recuperati e riciclati ad opera di aziende specializzate e certificate. In aggiunta a questi curiamo anche altri aspetti che ci hanno portato a un sempre minore impatto ambientale. In primo luogo, la sostituzione dei macchinari obsoleti ed energivori con nuove attrezzature più efficienti e quindi più efficaci. In secondo luogo, l'utilizzo di speciali filtri d'aria che riducono notevolmente le emissioni dei macchinari per il taglio laser. Anche le postazioni di lavoro, nei singoli reparti, sono state studiate per avere consumi energetici ridotti e ottimizzati.

SUSTAINABILITY, QUALITY AND GUARANTEE

Linea Light Group invests in and continues to pursue a green-oriented philosophy for all company departments, from offices to production to the warehouse. The company has dedicated resources to containing the environmental impact of the various operations for many years, thanks to measures in favour of sustainable development such as the use of almost entirely self-produced renewable energies, the reduction of consumption and CO2 emissions, as well as the recovery and recycling of production scrap and raw materials. These are just a few of the eco-compatible operations undertaken to grow a virtuous economic model. Waste disposal and recycling are two important issues for the Group: all company waste is correctly disposed of, following precise regulations and strict protocols in order to avoid any dispersal into the soil or waterways. This is why, as a Group, our efforts are constantly focused on the research and development of solutions intended to reduce environmental impact to a minimum.

One example is the use of new organic oils as lubricants for our production machinery such as C.N.C. machines and cutting lines. For this instrumentation, we use plant-origin lubricating coolants (synthetic esters-based) and free of mineral oil, chlorine, secondary amines, formaldehyde-releasing preservatives, boron and derivatives thereof. At the end of the production cycle, the depleted oils are recovered and recycled by specialised and certified companies. In addition to this, we also manage other aspects that have led us to an increasingly lower environmental impact. In the first place, the replacement of obsolete and energy-intensive machinery with new, more efficient and therefore more effective equipment. Secondly, the use of special air filters which significantly reduce the emissions of the laser-cutting machinery. The work stations in the individual departments have also been designed to reduce and optimise energy consumption.



linea
light
group







MADE IN ITALY

Linea Light Group è una realtà manifatturiera che, accanto alla propria capacità industriale, ha saputo preservare una quota di manualità artigiana, che da sempre caratterizza il Made in Italy. Dall'ideazione alla creazione fino all'assemblaggio i nostri prodotti sono la combinazione di alta tecnologia, ricerca e saper fare, una ricetta che ha reso le aziende italiane uniche nel mondo.

Accanto alle macchine tradizionali abbiamo affiancato tecnologie nuove e performanti, che ci permettono di realizzare internamente tutte le lavorazioni che hanno reso i nostri prodotti unici. Come la macchina per la microincisione laser del PMMA fondamentale per la OptiLight Technology®.

Linea light Group si è dotata di sistemi per l'impermeabilizzazione degli apparecchi con caratteristiche per l'immersione permanente, per una perfetta sigillatura dei diffusori e per la saldatura a ultrasuoni creando reparti dedicati. Siamo andati oltre la costruzione, un prodotto perfetto deve essere anche testato e certificato, per questo Linea Light Group ha un proprio laboratorio interno. Qui si possono eseguire tutti i test dalla resistenza al calore, agli urti, alla verifica della carrabilità degli up-light, alle classi IP per i prodotti a immersione.

Linea Light Group is a manufacturing organisation which, along with its industrial capacity, has skilfully preserved a measure of that manual craftsmanship which has always characterised "Made in Italy" products. From conception to creation and all the way to assembly, our products are the combination of high technology, research and know-how, a recipe that has made Italian companies unique the world over.

Alongside traditional machines, we have added new, high-performance technologies that allow us to carry out all the processes in-house that have made our products unique. Like the PMMA laser micro-etching machine that is fundamental to OptiLight Technology®. Linea light Group has equipped itself with systems for waterproofing the luminaires with features for permanent immersion, for perfect sealing of the diffusers and for ultrasonic welding by creating dedicated departments. We have gone beyond construction, a perfect product must also be tested and certified, which is why Linea Light Group has its own in-house laboratory. All tests can be carried out here, from heat resistance, impact resistance, up light carriage ability testing to IP classes for immersion products.

Autostore headquarter, Treviso, Italy





PROGETTAZIONE DESIGN


La conoscenza del prodotto, di tutte le sue componenti e minuterie, della relazione tra ogni singola parte meccanica ed elettronica, delle ottiche, permette la progettazione di soluzioni pensate per il Cliente.

Knowledge of the product, of all its components and smallest details, of the relationship between each individual mechanical and electronic part and of the optics lets us design solutions conceived for the customer.

TEST

Le aree test includono macchinari per eseguire test di resistenza al calore, agli urti, per verificare l'IP, la carrabilità degli upright, la resistenza dei materiali alla corrosione e agli ambienti salini, etc. Specifiche strumentazioni consentono di testare i componenti elettronici contro sovratensioni e scariche elettrostatiche, ricavare curve fotometriche precise oppure verificare l'affidabilità dei protocolli DALI e bluetooth.


The test areas include machinery to conduct heat resistance and impact resistance tests, as well as to check the IP rating, the capability of the uprights to withstand traffic, the resistance of the materials to corrosion and saline environments, etc. Using specific instrumentation, we are able to test the electronic components against power surges and electrostatic discharges, obtain precise photometric curves or check the reliability of the DALI and bluetooth protocols.



Test di resistenza alle basse temperature -30°
Low temperatures (-30°) resistance test



Test IP
IP Test



Test filo incandescenza
Glow wire test



Test IK
IK Test



Siliconatura del diffusore
Siliconing of the diffuser

PRODUZIONE PRODUCTION

Linea Light Group adotta un modello industriale che prevede, nelle varie fasi che compongono la produzione, un approccio manifatturiero alla creazione e all'assemblaggio dei prodotti. Il "saper fare" tipico dell'artigiano trasportato in una realtà produttiva moderna.

Linea Light Group adopts an industrial model which includes, in the various stages that make up the production, a manufacturing approach to the creation and assembly of the products. The typical "know-how" of the craftsman brought into a modern production situation.


LOGISTICA LOGISTICS

Il nuovo magazzino di stoccaggio, cuore del sito produttivo di Vazzola (TV), tocca i 24.000 mq complessivi per una capacità di stoccaggio di 21.000 unità di carico equivalenti a circa 420.000 Kg.

The new storage warehouse, the heart of the Vazzola (TV) production site, makes up a total of 24,000 m² for a storage capacity of 21,000 load units, equivalent to about 420,000 Kg.



Saldatura a ultrasuoni
Ultrasonic welding



Lavorazione CNC
CNC machining



Macchina per la microincisione laser del PMMA
Laser micro-etching machine for PMMA



10 robot plug-and-play ad alta efficienza, dal peso di soli 150 kg per robot e dotati di un sistema di recupero dell'energia in frenata, garantiscono un consumo energetico ottimizzato. Anche le postazioni di lavoro sono studiate per avere consumi ridotti.

10 high efficiency plug-and-play robots, weighing just 150 kg per robot and featuring an energy recovery system in braking, guarantee optimised energy consumption. The work stations have also been designed to reduced consumption.





SOLUZIONI PER OGNI CATEGORIA PROGETTUALE

Linea Light Group con oltre 40.000 codici prodotto riesce a soddisfare tutte le richieste del Mercato globale, garantendo e consegnando apparecchi progettati per ogni ambiente abitato. La rete vendita, unita alle 15 sedi sparse per il mondo, ha permesso all'azienda di crescere e svilupparsi come una delle realtà della luce più conosciute e apprezzate dai professionisti. La nostra produzione spazia dall'entertainment all'architettuale, dall'hospitality all'office al retail, per approdare al residenziale.

SOLUTIONS FOR EVERY DESIGN CATEGORY

With more than 40,000 product codes, Linea Light Group manages to meet any and all demands from the global Market, guaranteeing and delivering devices designed for any inhabited environment. The company's extensive sales network and 15 locations around the world have enabled it to grow and develop into one of the best known and most appreciated lighting companies among professionals. Our I-Lèd section ranges from entertainment to architectural, hospitality and retail to residential.



Damac Tower, UAE

Architainment

Linea Light Group ha disegnato prodotti pensati per soddisfare al meglio anche le particolari richieste del mercato dell'Entertainment, riuscendo a far diventare la luce un materiale (elemento) scenografico e decorativo, oltre che funzionale. Grazie all'utilizzo di apparecchi personalizzati, e di protocolli gestionali dedicati, è diventata un punto di riferimento anche in questo segmento. Linea Light Group, con le sue soluzioni illuminotecniche, riesce a far emergere dettagli e geometrie, rendendo vividi e nitidi ambienti e colori, realizzando scenografie luminose che assecondano le architetture e creano emozione.

Linea Light Group has designed products conceived to best meet even the particular demands of the Entertainment market, successfully making light a dramatic and decorative material, in addition to being functional. Thanks to the use of personalised devices and dedicated management protocols, it has become a point of reference in this sector as well. Lighting solutions from I-Lèd enhance details and geometry, making environments and colours vivid and sharp.



Museum des Arts Décoratifs, France

Art & Worship

Illuminare l'Arte e le Chiese è tra i progetti più stimolanti e articolati che Linea Light Group, con i suoi prodotti, si trova spesso ad affrontare. Per dare la giusta luce all'Arte è necessario avere degli apparecchi altamente performanti e sorgenti LED capaci esaltare forme e colori. Le nostre sorgenti sono state studiate per rispettare l'artista e il suo lavoro. Altrettanto complesso è illuminare i luoghi di culto soprattutto quelli affrescati, e seguirne l'iter liturgico. Il rispetto dell'ambiente sacro è indispensabile, e grazie ai nostri prodotti, invisibili, è possibile illuminare perfettamente e con discrezione.

I-Lèd has always accompanied Linea Light Group in its most challenging projects, such as those aimed at illuminating art and places of worship. In order to provide the right light for Art, high performance devices and LED sources capable of enhancing shapes and colours are needed. Our light sources are designed to correctly illuminate frescoes and works of art with full respect for the artist and his work. The great versatility of our lighting solutions makes it easy to design lighting for the various stages of the liturgy. Thanks to the near-invisibility of our products, sacred architecture can be illuminated effectively and discreetly.



Vida residence, UAE

Architectural

I-Lèd, la sezione Architectural di Linea Light Group, mette a disposizione di ogni progettista prodotti con sorgenti e tecnologie capaci di soddisfare i clienti più esigenti. I-Lèd è una collezione completa di apparecchi tecnici per la progettazione illuminotecnica in ambito architettonico sia outdoor che indoor. Profili lineari, proiettori downlight e uplight con dimensioni sempre meno invasive e dalle prestazioni sempre più elevate, consentono di risolvere le situazioni più complesse e delicate. L'architettura, antica e contemporanea, trova con I-Lèd una nuova forma espressiva, esaltando i dettagli e la materia.

I-Lèd, a complete collection of technical luminaires for indoor and outdoor architectural lighting design, provides every designer with products with sources and technologies capable of satisfying even the most demanding customers. Linear profiles, downlights and uplights with ever smaller dimensions and high performance make it possible to solve the most complex and delicate situations. With I-Lèd, architecture finds a new expressive form, capable of enhancing the details and the materials.



Hard Rock Hotel, Spain

Hospitality

Le nostre proposte illuminotecniche Hospitality trasformano hotel, resort e ristoranti in luoghi magici, dove vivere l'esperienza del cibo e del relax. Grazie a soluzioni invisibili, come la collezione Gypsum, la luce si integra perfettamente con l'architettura creando un unicum, in cui funzione e decorazione si uniscono con esattezza. Per questo settore particolare la sinergia e l'interazione tra i cataloghi I-Lèd e Decòrative è un elemento fondamentale. Architetti e lighting designer richiedono prodotti tecnici e decorativi dalle alte prestazioni, dai colori perfetti e dall'eccellente comfort visivo.

Our hospitality products transform hotels, resorts, and restaurants into magical places to experience haute cuisine, wellness, and relaxation.

Thanks to invisible luminaires that perfectly integrate their light with the architecture, Linea Light Group can create the right atmosphere in spaces by perfectly balancing light and shadow. I-Lèd offers lighting solutions that respect the specific needs of the different areas to be illuminated, offering products with perfect colours and excellent visual comfort.



NGC Medical HQ, Italy

Office

L'ambiente Office contemporaneo è un mix funzionale tra open e closed space. I nostri prodotti, grazie alla loro grande versatilità, rispondono perfettamente a tutte le necessità espresse dai clienti. Elevato comfort visivo, uniformità dell'illuminamento e antiabbagliamento queste sono i punti di forza dei nostri apparecchi per il mondo ufficio. Sospensioni e incassi montano sorgenti studiate per evitare l'affaticamento della vista davanti ai terminali. L'ufficio e il luogo di lavoro in generale è il luogo dove passiamo più ore, è quindi necessario che la luce degli ambienti lavorativi sia la migliore possibile.

The modern Office environment is a functional mixture of open and closed spaces. Our I-Lèd products combine power, visual comfort, and glare control and, thanks to their great versatility, perfectly meet all the needs expressed by our customers.

Suspended, recessed and modular systems incorporate light sources designed to avoid eye strain in front of the video terminals to achieve comfortable lighting that enhances occupancy and productivity and stimulates creativity and operability.




Timinis Store, Cyprus

Retail

Ogni progetto di Retail ha una propria luce, questa deve saper dare risalto e consistenza ai prodotti esposti, di qualunque natura siano. Abbiamo studiato sorgenti LED con caratteristiche tecnologiche ideali per illuminare ogni spazio Retail, dal piccolo negozio al grande centro commerciale. I nostri tecnici, di volta in volta, affiancano i progettisti e risolvono le complessità e le richieste particolari che vengono presentate. Linea Light offre ad architetti e lighting designer prodotti sartoriali, modellabili secondo le diverse esigenze espositive. Questo permette al cliente finale di vivere l'esperienza dell'acquisto in maniera più consapevole e sicura.

Every retail project has its own light, which has to give prominence and consistency to the products on display. We have designed LED sources with technological characteristics that are ideal for lighting any space, from small shops to large shopping centres. Our engineers work alongside the designers on a case-by-case basis and solve the complexities and special requests presented to them. Linea Light Group offers architects and lighting designers tailored products that can be modelled based on the various display needs. This allows the end customer to enjoy the shopping experience in a more conscious and functional way.



Four Season Hotel, Greece

Landscape

L'illuminazione del paesaggio, naturale o urbano, si è trasformata ed evoluta. Da puramente funzionale ha acquisito caratteri estetici rilevanti, vivere all'aperto è diventato sempre più piacevole e sicuro. La tecnologia LED ha ampliato i gradi di libertà del progettista e favorito una maggiore personalizzazione dei prodotti e degli spazi. Il LED ha permesso a Linea Light Group di costruire apparecchi performanti e ai professionisti di realizzare ogni loro idea di luce. Con una corretta illuminazione un giardino o una strada diventano luoghi da vivere anche di notte, in piena sicurezza e visibilità.

Landscape lighting, natural or urban, has transformed and evolved. From purely functional, it has taken on significant aesthetic characteristics. Outdoor living has become increasingly more enjoyable and safer. LED technology has expanded the designer's levels of freedom and favoured greater customisation of products and spaces. LED has allowed Linea Light Group to make high performance fixtures and it has allowed designers to bring all of their lighting ideas to life. With the right lighting, a garden or a street become places to experience even at night, in complete safety and visibility.



Private House, Italy

Residential

Per tutte le realizzazioni Residenziali il catalogo di riferimento è Decòrative. Un'ampia collezione di lampade di design, divisa per tipologia e materiale, disegnate per essere le perfette luci di casa. A questo catalogo si affianca l'acquisizione dello storico brand Stilnovo. Questa è una collezione incentrata su ricerca e sperimentazione, capace di regalare prodotti innovativi e sorprendenti. Recentemente è stata implementata con nuovi prodotti dall'alto profilo estetico e tecnologico che ne completano l'offerta. Entrambe le collezioni impiegano sorgenti LED a luce calda, ideali per gli tutti gli ambienti domestici, indoor e outdoor, e tutti gli stili abitativi.

For all residential realisations, Decòrative is the catalogue of reference. This expansive collection of designer lights is categorised by type and material, designed to offer the perfect illumination for the home. The Decòrative catalogue is flanked by the products of the recently-acquired historic brand, Stilnovo. Focused on research and experimentation, the collection is able to offer innovative and surprising products. Recently, this has been achieved with new products bearing an elevated aesthetic and technological profile that complete the offer. Both collections utilise warm LED light sources, ideal for all domestic, indoor and outdoor environments, and for all styles of living.



Zeche Zollverein, Germany

Industrial

La luce nei luoghi di lavoro e nelle città è un tema fondamentale per il benessere dell'uomo. Lavorare sotto una corretta illuminazione e con adeguato comfort visivo permette di migliorare l'efficienza, l'operatività e la produttività. Grazie alla protezione IP69, ai più recenti protocolli e a materiali ultratecnologici, come i nanopolimeri, Linea Light Group garantisce la massima resistenza e durata per ogni ambiente lavorativo. I nostri apparecchi possono essere impiegati anche nei settori industriali più estremi, Atex inclusi, in piena sicurezza e osservanza delle normative.

Light in the workplace and, more specifically, in industrial settings is a key issue for human well-being. Working in proper lighting and visual comfort improves efficiency, operability, and productivity. Thanks to IP69 protection, the latest protocols, and ultra-technological materials such as nano polymers, Linea Light Group offers robust and durable solutions. Our luminaires I-Lèd in fact can be used in even the most extreme industrial sectors, including Atex, in complete safety and compliance with regulations.




Capricorn Bridge, Germany

Urban light

Illuminare la città in tutte le sue parti, con le giuste gerarchie, è anche un modo per tutelarle. Dalla strada al giardino fino al palazzo storico, ogni oggetto urbano che illuminiamo risponde a tutte le esigenze estetiche e normative richieste dal contesto. In Linea Light Group disegniamo e progettiamo ogni singolo dettaglio tecnologico, estetico ed elettronico dei nostri apparecchi, dalle schede elettroniche alle ottiche. In Linea Light Group concepiamo prodotti per durare nel tempo, mantenendo inalterate le prestazioni e la gestione tecnologica per soddisfare tutte le esigenze dei progettisti.

Lighting every corner of the cities in the right way and with the right hierarchy is also a way of protecting them. From the street to the garden to the historic building, every urban object we illuminate meets all the aesthetic and regulatory requirements demanded by its surroundings. At Linea Light Group, we design and engineer every single technological, aesthetic, and electronic detail of our luminaires I-Lèd, from the electronic boards to the optics. At Linea Light Group, we design products to last over time, maintaining performance and technological management to meet all designers' needs.



FLESSIBILITÀ, PERFORMANCE E RESISTENZA

Scopri RUBBER

Rubber riassume l'esperienza nei sistemi di illuminazione flessibili professionali. Oltre alle versioni 2D e 3D, Rubber è disponibile in versione IP69K ideale per installazioni subacquee o su aree ostili, dove sono previsti cicli di pulizia intensivi con getti d'acqua calda ad alta pressione.

Rubber non è soltanto flessibilità e resistenza, grazie allo sviluppo di uno sistema ottico affogato nel tecnopolimero infatti, rubber optic garantisce alte prestazioni di spinta diventando efficace anche per illuminazioni di facciate o cove lighting.



FLEXIBILITY, PERFORMANCE AND RESISTANCE

Discover RUBBER

Rubber summarises all our experience in professional flexible lighting systems. In addition to the 2D and 3D versions, Rubber is also available in the IP69K version, ideal for underwater installations or for installation in hostile areas, where intensive cleaning cycles with high pressure hot water jets are envisaged. Rubber is not only flexible and sturdy; in fact, thanks to the development of an optical system embedded in the technopolymer, rubber optic ensures high performance and becomes effective even for façade lighting or cove lighting.



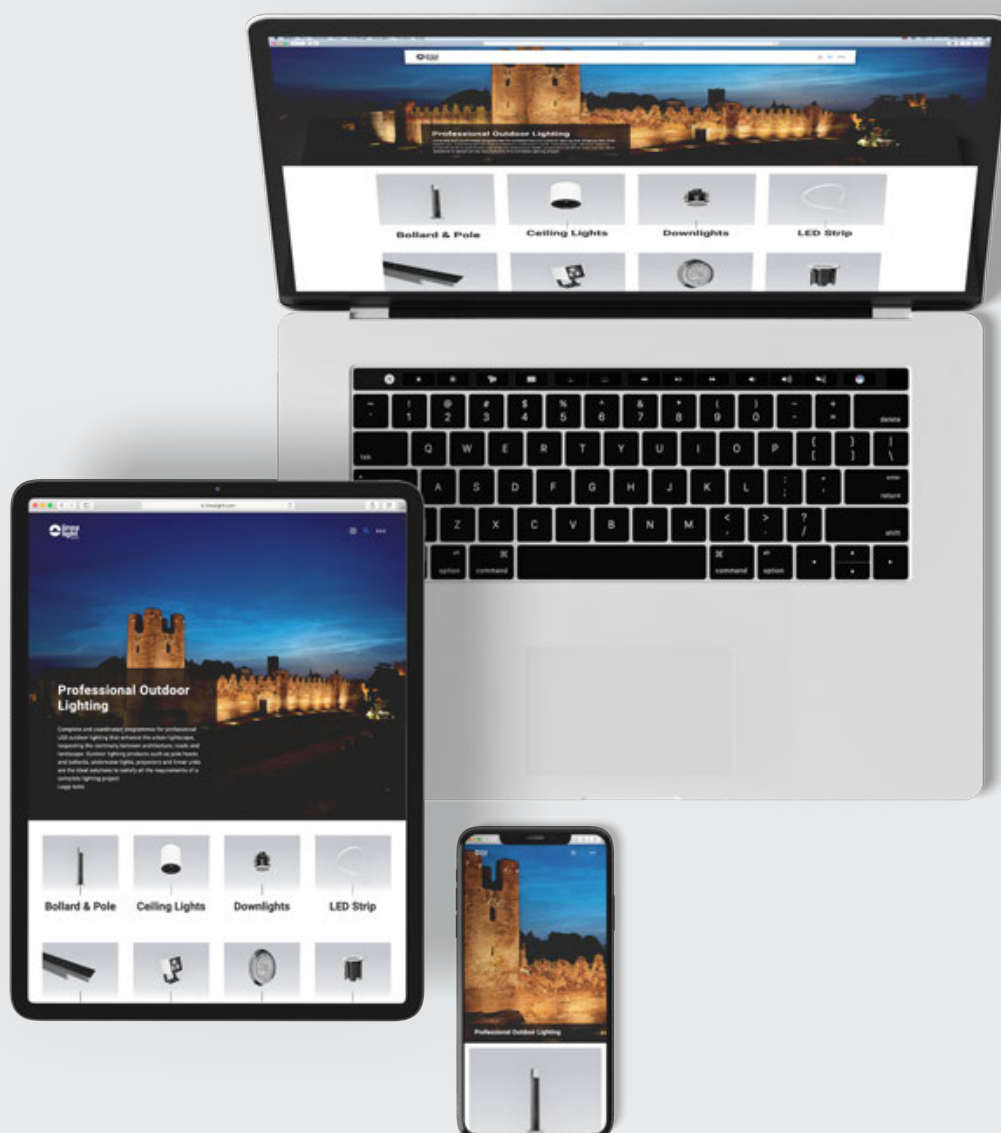


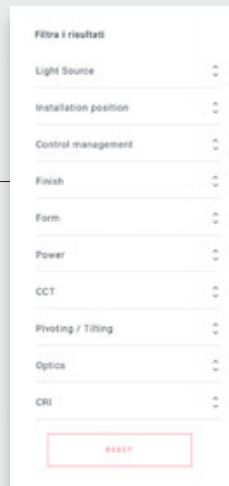
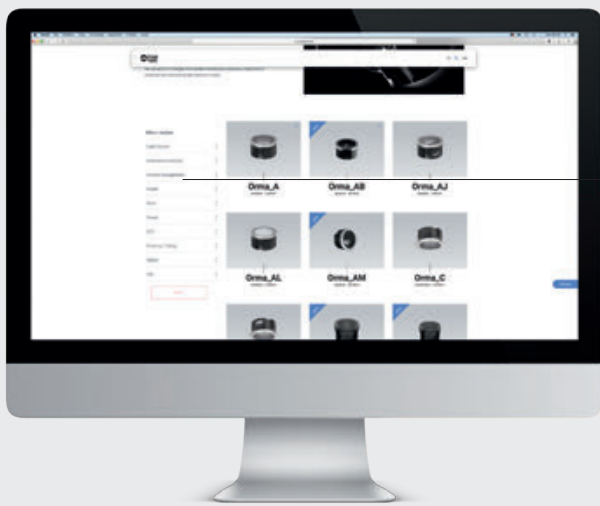
TUTTE LE INFORMAZIONI A PORTATA DI UN CLIC!

Sempre e dovunque, il sito web è un contenitore di informazioni e novità su tutto il mondo Linea Light Group. Uno strumento sempre aggiornato dove è possibile trovare referenze di progetti, articoli formativi, ma anche sistemi di ricerca codice avanzati, oltre ad offrire soluzioni di "comparazione" per il confronto delle famiglie prodotte. Insomma tutto il necessario per lo sviluppo del tuo progetto!

ALL INFORMATION JUST A CLICK AWAY

Always and everywhere, the website is a container of information and news on the whole world of Linea Light Group. A constantly updated tool where it is possible to find project references, training articles, but also advanced code search systems, as well as offering "comparison" solutions for comparing product families. In short, everything you need for the development of your project!





Ricerca tramite filtri

In tutte le pagine di famiglia prodotto sono presenti filtri laterali che permettono di guidare la ricerca inserendo le caratteristiche (tipo di sorgente, posizioni installative, gestione del controllo, etc.). Utilizza questa funzione per giungere alla scelta di prodotto desiderato.

Search using filters

On all the product family pages, there are filters on the side that let you narrow down your search by entering the characteristics (type of source, installation position, control management, etc.). Use this function to arrive at the selection of the desired product.

Se sei indeciso, compara i prodotti!

È possibile confrontare un massimo di 5 prodotti semplicemente posizionando il cursore del mouse sulle immagini prodotto e cliccando nell'icona in alto a destra "aggiungi al confronto". Una spunta azzurra segnalerà che i prodotti sono stati aggiunti al confronto.

If you are undecided, compare the products!

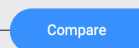
You can compare up to 5 products by simply moving the cursor over the product images and clicking the "add to comparison" icon at the top right. A blue tick will indicate that the products have been added to the comparison.



Orma

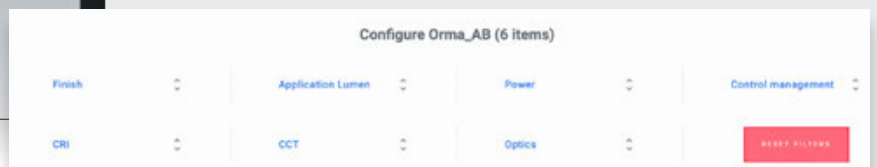
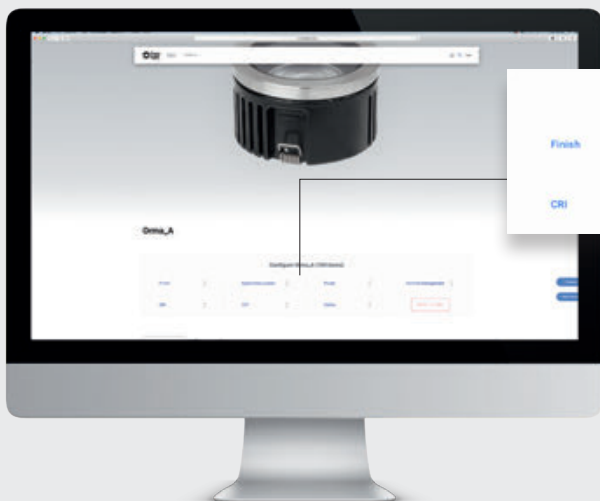


Orma_AB



Il pulsante blu "Confronta" ancorato sulla destra dello schermo, una volta cliccato aprirà una pagina di confronto tra le famiglie di prodotto selezionate.

When the blue "Compare" button anchored on the right side of the screen is clicked, a page will open with a comparison of the selected product families.



Configura il tuo codice

Utilizza il configuratore codice in ogni pagina prodotto. Questo strumento ti aiuterà a trovare il codice esatto in base alle tue esigenze.

Configure your code

Use the code configurator found on every product page. This tool will help you find the exact code based on your needs.





COME LEGGERE I PRODOTTI

Step | Path-marker | powerLED 1 W DC 350 mA

Nome Famiglia
Family Name

Capitolo
Chapter

Tipologia L.E.D.
L.E.D. Type

Potenza
Power

Caratteristiche elettroniche
Electronics characteristic



Pittogrammi
(legenda a pag. 304)
Pictograms
(for legend see page 304)

Emissione luminosa
Light emission

Immagine del prodotto con relativo disegno tecnico quotato più informazione sul foro da fare a soffitto
Image of the product with relative technical dimension drawing plus information on the hole to be drilled on the ceiling

Finitura
Finish

Unified
Glare
Rating

Lumen sorgente
Lumen source

Ottica
Optic

	CRI	UGR	Cct	Im S	Im D	Optic	
60920W70	White	80	-	3000	130	29	W. Flood (70°)

Codice prodotto
Product code

Color
Rendering
Index

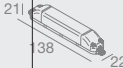
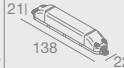
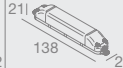
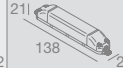
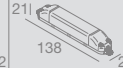

Temperatura
colore
Colour
temperature

Lumen reali
Lumen delivery

Angolo di apertura del fascio luminoso
Angle of opening of the light beam

Il flusso reale (**Im-D**) è rilevato prendendo come riferimento un'ottica Flood e una finitura colore neutra.
Per approfondimenti consultare le schede tecniche nel sito: linealight.com
The effective flux (**Im-D**) is detected, taking as a reference the Flood optics and a neutral colour finish.
For more in-depth details, please consult the technical data sheets on the website: linealight.com

Codice elettronica
Electronics code

					
89144 ON/OFF 1 - 2 art.	89145 ON/OFF 3 - 6 art.	99375 ON/OFF 6 - 12 art.	99708 24V DC converter 0/1-10V 1 - 4 art.	99711 24V DC converter DALI 1 - 4 art.	+ driver 24V DC 99374 75W 99331 150W

Informazioni e dimensionali elettronica
Electronic and dimensional information

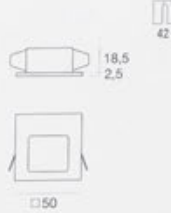
Composizione codice
per convertitore
Code composition
for converter

Definizione ottiche / Optics specify

N. Spot	Narrow Spot	≤ 10°
Spot	Spot	11° > 24°
Flood	Flood	25° > 44°
W. Flood	Wide Flood	45° > 79°
E. W. Flood	Extra Wide Flood	≥ 80°
General	General	00
Diffused	Diffused	00
Elliptic	Elliptic	88°
Asymm.	Asymmetric	07 / 27

HOW TO READ PRODUCTS

Step | Path-marker | powerLED 1 W DC 350 mA



	CRI	UGR	Cct	lm S	lm D	Optic
81323W07	Chrome	80	-	3000	145	68 Asymm.
81326W07	White	80	-	3000	145	68 Asymm.

21	21	21	21	21	21	+ driver 24V DC
89144	89145	99375	99708	99711	99374 75W	99331 150W
ON/OFF 1-2 art.	ON/OFF 3-6 art.	ON/OFF 6-12 art.	24V DC converter (0/1-10V 1-4 art.)	24V DC converter (DALI 1-4 art.)		
✱	✱	✱	✱	✱		

Accessories

99850 Controcassa / Recessed casing - Pag. 254

Gypsum_WF1 | Path-marker | 1 x powerLED 1 W 350 mA



	CRI	UGR	Cct	lm S	lm D	Optic
60920W70	White	80	-	3000	130	29 W. Flood (70°)

21	21	21	21	21	21	+ driver 24V DC
89144	89145	99375	99708	99711	99374 75W	99331 150W
ON/OFF 1-2 art.	ON/OFF 3-6 art.	ON/OFF 6-12 art.	24V DC converter (0/1-10V 1-4 art.)	24V DC converter (DALI 1-4 art.)		
✱	✱	✱	✱	✱		

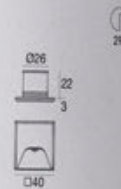
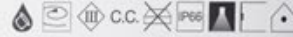
Accessories

60830 Shim (plasterboard 12,5 mm kit - 4 pcs) - Pag. 253

61270 Controcassa / Recessed casing - Pag. 254

Per installazione su muratura è necessario acquistare la controcassa assieme al corpo lampada.
For wall installation it is necessary to purchase the casing along with the lamp body.

Envelope_1 | Path-marker | powerLED 1 W DC 350 mA



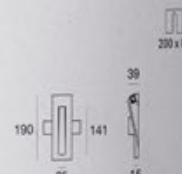
	CRI	UGR	Cct	lm S	lm D	Optic
96976W07	White	80	-	3000	145	28 Asymm.
96976N07	White	80	-	4000	159	30 Asymm.
96978W07	Grey	80	-	3000	145	22 Asymm.
96979W07	Darkbrown	80	-	3000	145	19 Asymm.

21	21	21	21	21	21	+ driver 24V DC
89144	89145	99375	99708	99711	99374 75W	99331 150W
ON/OFF 1-2 art.	ON/OFF 3-6 art.	ON/OFF 6-12 art.	24V DC converter (0/1-10V 1-4 art.)	24V DC converter (DALI 1-4 art.)		
✱	✱	✱	✱	✱		

Accessories

84336 Controcassa / Recessed casing - Pag. 254

Gypsum_WF2 | Path-marker | 1 x powerLED 1 W 350 mA



	CRI	UGR	Cct	lm S	lm D	Optic
60930W70	White	80	-	3000	130	43 W. Flood (70°)

21	21	21	21	21	21	+ driver 24V DC
89144	89145	99375	99708	99711	99374 75W	99331 150W
ON/OFF 1-2 art.	ON/OFF 3-6 art.	ON/OFF 6-12 art.	24V DC converter (0/1-10V 1-4 art.)	24V DC converter (DALI 1-4 art.)		
✱	✱	✱	✱	✱		

Accessories

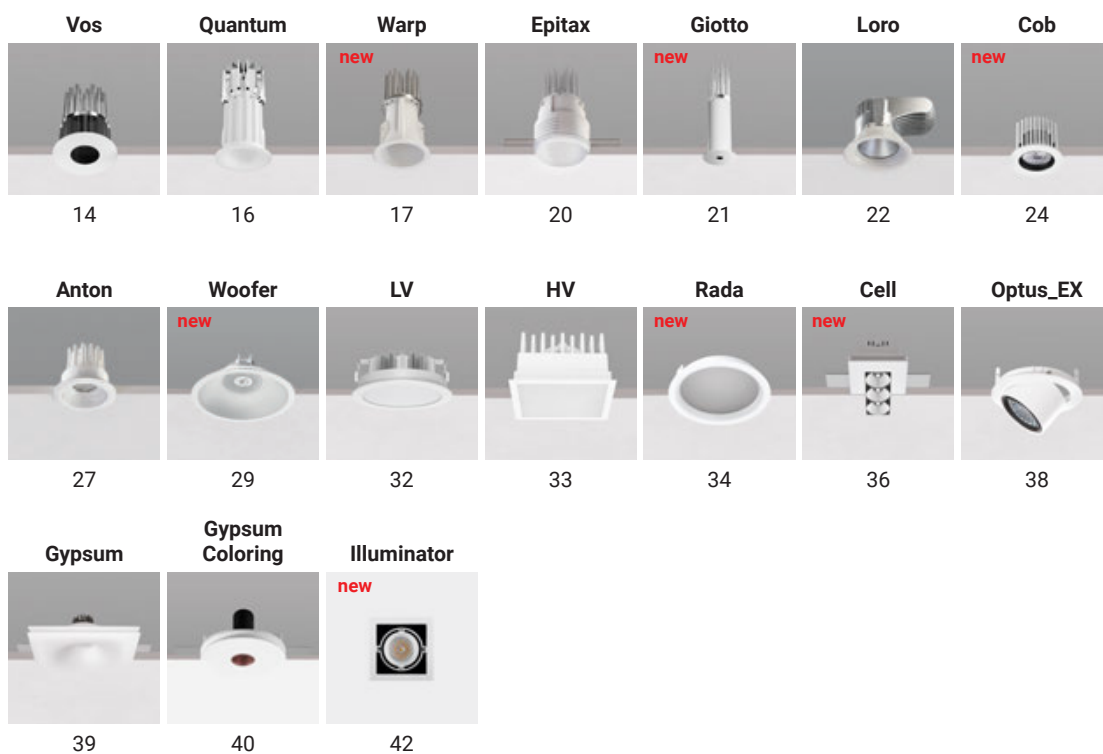
60830 Shim (plasterboard 12,5 mm kit - 4 pcs) - Pag. 253

61280 Controcassa / Recessed casing - Pag. 254


Per installazione su muratura è necessario acquistare la controcassa assieme al corpo lampada.
For wall installation it is necessary to purchase the casing along with the lamp body.

indoor range index


Downlights




Projectors




Pendant




Ceiling




Wall



Linear systems



Path markers



Small spotlights and projectors





Table and floor lamps



Ceiling and suspension industrial lamps




outdoor range index

Ceiling lamps




Wall lamps




Wall path markers



Uplights



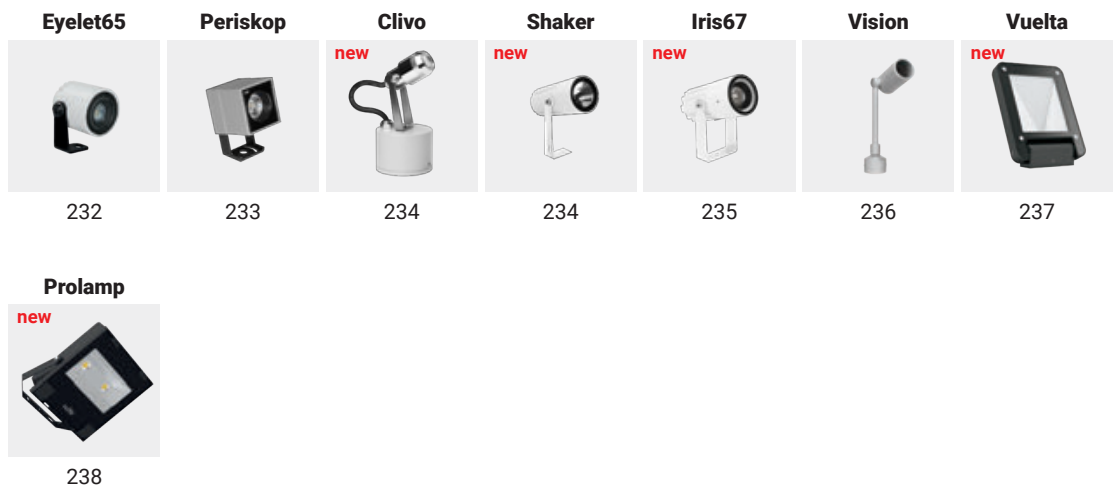
Bollards & poles




Linear lights



Accent lighting

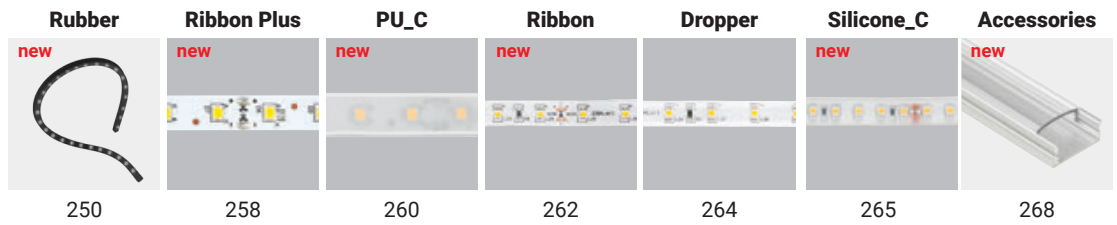


Underwater




flex light range index

Flex lights



electronics range index

Electronics






LIGHT UP NEW IDEAS!

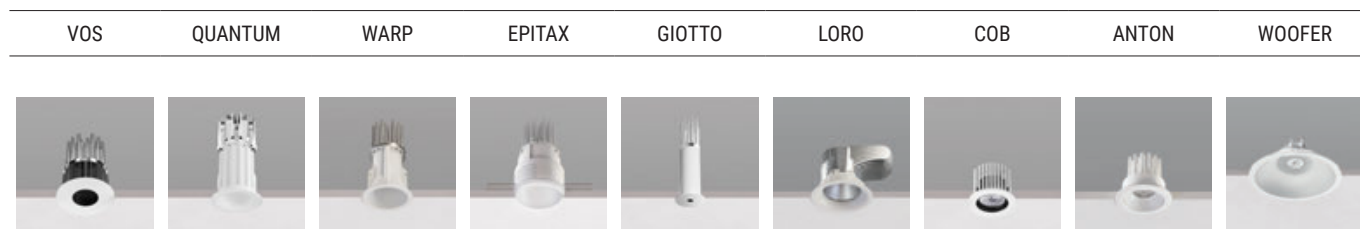





Downlight



Products abacus Downlight



Downlight e Downlight basculanti / Downlight and Downlight Adjustable


PRODUCT	WATT	LM S ¹	SHAPE	ADJ ²	FINISH	OPTICS	Cct	CRI	 ³	IP	PAGE
Warp_R	2	219 - 233	○	-	White	Spot/Flood	2700/3000	80	29	44/65	17
Quantum_R		233	○	-	White	Spot/Flood	3000	80	20	44/65	16
Anton_R	6	699	○	-	White	Flood/W.Flood	3000	80	35	45	27
Warp_R		659	○	-	White	Spot/Flood	2700/3000	80	35	44/65	17
Quantum_R		659	○	-	White	Spot/Flood/W.Flood	3000	80	35	44/65	16
Vos_R	6,5	569 - 659	○	-	White	Flood/W.Flood	3000	80/92	35	44/65	14
Cob40_R		770	○	-	White	Flood/W.Flood	3000	80	48	40	24
Cob40_RJ		770	○	•	White	Flood/W.Flood	3000	80	60	40	24
Cob44_R		770 - 831	○	-	White	Flood/W.Flood	3000	80	64	44/65	25
Cob44_Q		770 - 831	□	-	White	Flood/W.Flood	3000/4000	80	65	44/65	26
Cob44_RJ		770 - 831	○	•	White	Flood/W.Flood	2700/3000/4000	80	66	44/65	25
Cob44_QJ		770 - 831	□	•	White	Flood/W.Flood	3000/4000	80	81	44/65	26
Vos_R		738 - 854	○	-	White	Flood/W.Flood	3000	80/92	64	44/65	14
Vos_RJ	738	○	•	White	Flood/W.Flood	3000	92	70	44/65	14	
Loro_R	8	1088	○	-	White	Flood/W.Flood	3000	80	68	44/65	22
Loro_RJ		1088	○	•	White	Flood/W.Flood	3000	80	92	44/65	22
Loro_Q		1088	□	-	White	Flood/W.Flood	3000	80	64	44/65	23
Anton_R	10	932	○	-	White	W.Flood	3000	80	65	40	27
Warp_R		1108 - 1194	○	-	White	Spot/Flood	2700/3000	80	64	44/65	17
Quantum_R	1194	○	-	White	Spot/Flood/W.Flood	3000	80	52	44/65	16	
Cob44_R	11	1399 - 1507	○	-	White	Flood/W.Flood	3000/4000	80	64	44/65	25
Cob44_Q		1399 - 1507	□	-	White	Flood/W.Flood	3000/4000	80	65	44/65	26
Cob44_RJ		1399 - 1507	○	•	White	Flood/W.Flood	2700/4000	80	66	44/65	25
Cob44_QJ		1399 - 1507	□	•	White	Flood/W.Flood	3000/4000	80	81	44/65	26
Loro_R	13	1724	○	-	White	Flood/W.Flood	3000	80	68	44/65	22
Loro_Q		1724	□	-	White	Flood/W.Flood	3000	80	64	44/65	23
Loro_RJ		1724	○	•	White	Flood/W.Flood	3000	80	92	44/65	22
Vos_R	15	1677	○	-	White	Flood/W.Flood	3000	92	95	44/65	14
Vos_RJ		1677	○	•	White	Flood/W.Flood	3000	92	95	44/65	15
Woofier_R	17,5	2224 - 2777	○	-	White	W.Flood	3000/4000	80/92	162	44	29
Cob40_R	18	2030	○	-	White Black	Flood/W.Flood	3000	80	76	40	24
Woofier_R	24,5	2941 - 3672	○	-	White	W.Flood	3000/4000	80/92	162	40	29
Anton	25	3431	○	-	White	General	3000/4000	80	120	40	27
Woofier_RX	30,5	3937 - 4915	○	-	White	W.Flood	3000/4000	80/92	197	44	29


Definizione ottiche / Optics specify

N. Spot	Narrow Spot	≤ 10°
Spot	Spot	11° > 24°
Flood	Flood	25° > 44°
W. Flood	Wide Flood	45° > 79°
General	General	-














¹ i dati si riferiscono al flusso luminoso della sorgente /
¹ data are referred to the source's luminous flux

² ADJ = Basculante / Adjustable















³  = Foro d'installazione / Installation Hole












Downlight multipli e Downlight estraibili / Multiple Downlight and Extractable Downlight

PRODUCT	WATT	LM S ¹	SHAPE	ADJ ²	FINISH	OPTICS	Cct	CRI		IP	PAGE
Cell	6	537		-	White Black	Flood	3000	92	113x42	20	37
Gypsum Cell		537		-	White Black	Flood	3000	92	160x90	20	36
Illuminator	6,5	665		•	White	Flood/W.Flood	3000	92	-	20	42
Gypsum Cell	12	1074		-	White Black	Flood	3000	92	270x90	20	36
Cell		1074		-	White Black	Flood	3000	92	215x42	20	37
Illuminator	15	1677		•	White	Flood/W.Flood	3000	92	-	20	43
Optus_EX	18	2224 - 2390		•	White Black	Flood/W.Flood	3000/4000	92	130	20	38
Cell		1611		-	White Black	Flood	3000	92	113	20	37
Illuminator	25	2224		•	White	Flood/W.Flood	3000	92	-	20	42
Illuminator		2794 - 2990		•	White	Flood/W.Flood	3000/4000	92	-	20	43
Optus_EX	35	4117 - 4426		•	White Black	Flood/W.Flood	3000/4000	92	162	20	38
Illuminator		2016		•	White	Flood/W.Flood	3000	92	-	20	43

Downlight a luce diffusa / Diffused light Downlight

PRODUCT	WATT	LM S ¹	SHAPE	ADJ ²	FINISH	OPTICS	Cct	CRI		IP	PAGE
HV44	5	507		-	White	General	3000	80	58	44	33
	10	980		-	White	General	3000	80	97	44	33
Rada_R	12	1680		-	White	General	3000	80	169	40	34
Rada_Q		1829		-	White	General	3000	80	202x62	40	34
LV54_RS	13	1488 - 1632		-	White	General	3000/4000	80	121	54	32
LV54_QS		1488 - 1632		-	White	General	3000/4000	80	120	54	32
Rada_R	18	2520		-	White	General	3000	80	224	40	34
AntonX_1		2323 - 2498		-	White	General	3000/4000	80	65	40	27
LV54_RS	23	2604 - 2856		-	White	General	3000/4000	80	167	54	32
LV54_QS		2604 - 2856		-	White	General	3000/4000	80	155	54	33
Woofer_RX	24	1770		-	White	General	3500	90	197	44	31
AntonX_2	25	3431		-	White	General	3000/4000	80	120	40	27
LV54_RS	30	3348 - 3672		-	White	General	3000/4000	80	197	54	32

Downlight decorativi / Decorative Downlight

PRODUCT	WATT	LM S ¹	SHAPE	ADJ ²	FINISH	OPTICS	Cct	CRI		IP	PAGE
Epitax	6	659		-	White	Spot/Flood/W.Flood	3000	80	40	44/65	20
Giotto_R		569		-	White	Flood	3000	92	36	20	21
Gypsum_QC2	7	830 - 910		-	White	W.Flood	3000/4000	80	126	20/40	39
Gypsum_EYE1		830		-	White	W.Flood	3000	80	190	20/40	39
Gypsum Coloring_R	7,5	800		-	White Black Copper Gold	N.Spot/Flood	3000	80	120	40	40
Gypsum Coloring_Q		800		-	White Black Copper Gold	N.Spot/Flood	3000	80	120	40	40
Epitax	10	1194		-	White	Flood/W.Flood	3000	80	73/76	44/65	20
Gypsum_QD2	12,5	1876		-	White	Diffused	3000	80	170	20	39

Vos

pag. 14

Tilt adjustable

Le famiglie Vos_RJ e Vos_QJ sono caratterizzate da una mobilità di 360° sull'asse orizzontale e un'inclinazione di 35° sull'asse verticale.

Vano ottico schermato

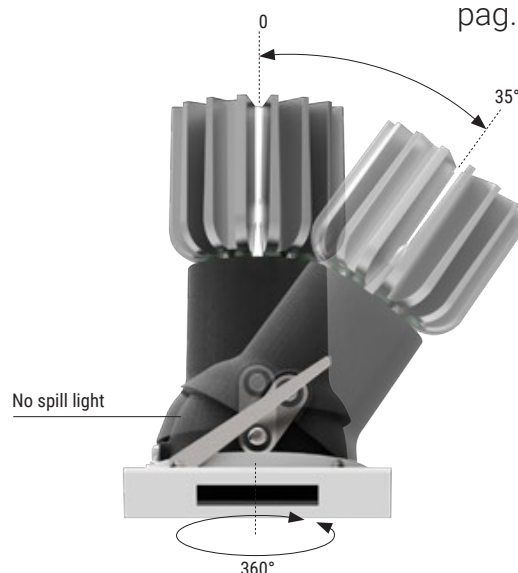
La struttura del downlight è stata progettata per evitare dispersioni di luce posteriori e per schermare l'interno del controsoffitto.

Tilting version

The Vos_RJ and Vos_QJ range of products come with a 360° mobility on the horizontal axis and a 35° tilt on the vertical axis.

Shielding of the optics compartment

The downlight structure was designed to avoid rear light dispersion and for shielding the internal of the dropped ceiling.



Warp

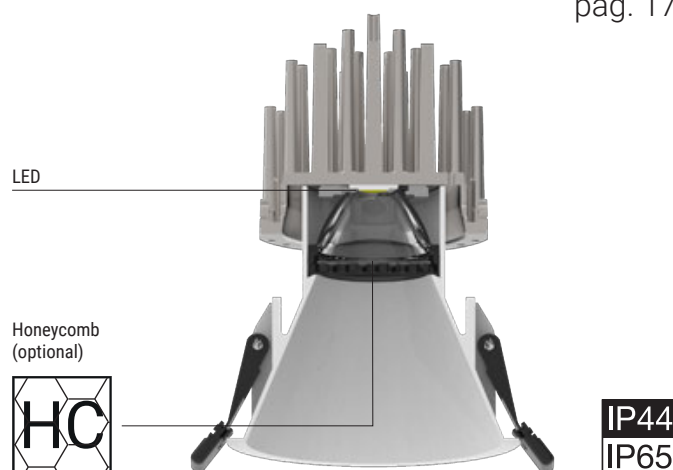
pag. 17

Comfort visivo

Il filtro a nido d'ape integrato nelle versioni Honeycomb permette di schermare ulteriormente la sorgente. Le microcelle esagonali che compongono la griglia contribuiscono a schermare il fascio luminoso secondario, offrendo una riduzione pressoché totale dell'abbagliamento.

Visual comfort

The honeycomb-like filter integrated in the Honeycomb versions allows to shield the source further. The hexagonal microcells forming the grid contribute towards shielding the secondary light beam, thus almost eliminating the glaring altogether.



Epitax

pag. 20

Trimless

I downlight della famiglia Epitax possono essere incassati a filo oppure estratti in posizione semi-recessa anche a installazione già effettuata: questa possibilità semplifica di molto l'operazione di estrazione e rende Epitax un prodotto versatile e di facile configurazione.

Sorgente arretrata

La sorgente luminosa particolarmente recessa permette di ottenere un'emissione definita, riducendo l'incidenza del fascio luminoso secondario e riducendo drasticamente l'abbagliamento.

Trimless

The Epitax family downlights can be flush mounted or extracted into a semi-recessed position even after installation: this possibility greatly simplifies the extraction operation and makes Epitax a product that is versatile and easy to configure.



Receded source

Being particularly recessed, this light source allows obtaining a defined emission, hence reducing the impact of the secondary light beam while drastically reducing glare at the same time.

IP44
IP65

Unico nel suo genere

Grazie ai 9 millimetri di sorgente e alla sorprendente diffusione controllata in tre varianti ottiche da 10°, 30° e 60° Giotto offre una soluzione innovativa nel campo dell'illuminazione, senza eguali per rapporto tra l'esiguo diametro del foro d'uscita del fascio e l'altissima efficienza illuminotecnica.

In a class of its own

Due to the 9 millimetres of source and the surprising controlled diffusion in three 10°, 30° and 60° optical variants, Giotto ushers an innovative solution in the lighting industry, unrivalled for its ratio between the slim diameter of the beam output hole and the super efficient lighting technique.



Scale 1:1

Cell

Micro-ottiche CELL

La particolare maglia quadrata a faccette convesse che caratterizza la superficie dei micro riflettori è in grado di controllare ogni raggio di luce definendo un'emissione disponibile in 15°, 30° e 45°.

Micro-Optics CELL

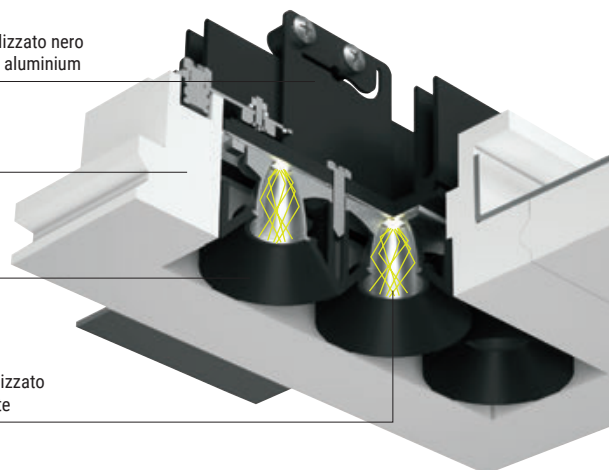
The particular wire mesh with convex faces that characterises the surface of the micro reflectors is capable of controlling each light beam defining an emission available in 15°, 30° and 45°.

Dissipatore in alluminio estruso anodizzato nero
Heat sink in extruded black anodized aluminium

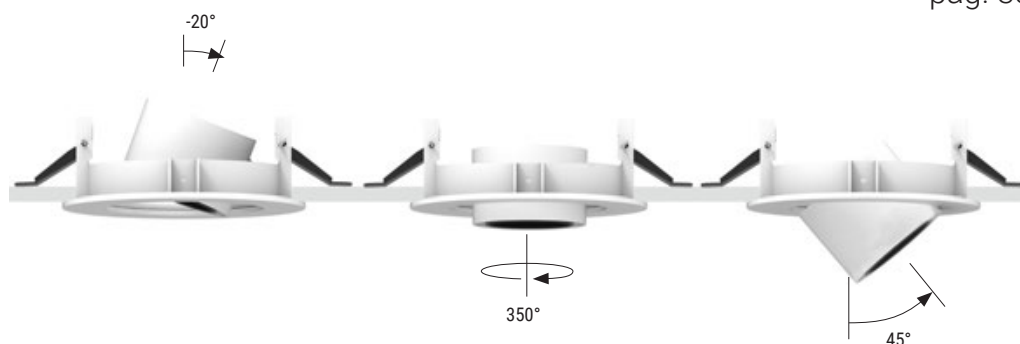
Frame in gesso (versione Gypsum)
Frame in plaster (Gypsum version)

Celle cut-off in policarbonato
Cut-off cells in polycarbonate

Micro-ottiche in policarbonato metallizzato
Micro-optics in metallic polycarbonate



Optus_EX



Versione basculante estraibile

I downlight Optus_EX sono caratterizzati da una mobilità di 350° sull'asse orizzontale e un'inclinazione sull'asse verticale che permette un rientro del faretto di max 20° oppure un'estrazione fino a 45°.

Ingombro ridotto

Optus_EX è composto da un unico blocco in alluminio pressofuso di dimensioni estremamente compatte, alto appena 5 cm. Questa particolare conformazione consente l'installazione su cartongessi e superfici con altezza ridotta e scarso spazio di manovra.

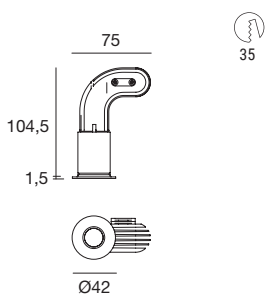
Extractable tilting version

Optus_EX downlights come with a 350° mobility on the horizontal axis and an inclination on the vertical axis that allows a max 20° recess or an up to 45° extraction of the spotlight.

Small size

Optus_EX comes with an extremely compact-size die cast aluminium single block, just 5 cm high. This particular shape allows installation in plasterboards as well as low and narrow surfaces.

Vos_R | Downlight | powerLED 6 W DC 500 mA

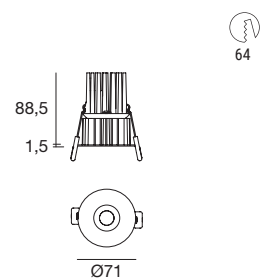


35

	CRI	UGR	Cct	lm S	lm D	Optics
90650W30	White	92	-	3000	569 248	Flood (30°)
90650W60	White	92	-	3000	569 272	W. Flood (50°)
90420W30	White	80	<19	3000	659 286	Flood (30°)
90420W60	White	80	-	3000	659 314	W. Flood (50°)

 99377 ON/OFF 1 art.	 99106 ON/OFF 2 - 3 art.	 99714 0/1-10V 1 art.	 99715 DALI 1 art.
--------------------------------------	--	---------------------------------------	------------------------------------

Vos_R | Downlight | powerLED 8 W DC 700 mA

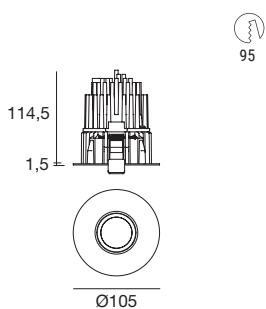


64

	CRI	UGR	Cct	lm S	lm D	Optics
90662W30	White	92	<19	3000	738 397	Flood (34°)
90662W45	White	92	-	3000	738 437	W. Flood (56°)
90430W30	White	80	<22	3000	854 459	Flood (34°)
90430W45	White	80	-	3000	854 506	W. Flood (56°)

 99735 ON/OFF 1 art.	 99147 ON/OFF 2 - 3 art.	 99733 0/1-10V 1 art.	 99731 DALI PUSH 1 art.	 99345 DALI PUSH 1 - 3 art.
--------------------------------------	--	---------------------------------------	---	---

Vos_R | Downlight | arrayLED 15 W DC 400 mA

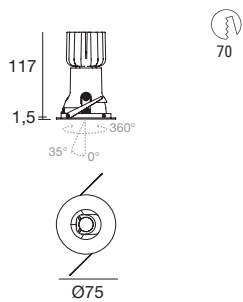


95

	CRI	UGR	Cct	lm S	lm D	Optics
90674W30	White	92	<16	3000	1677 904	Flood (33°)
90674W60	White	92	<19	3000	1677 734	W. Flood (45°)

 99740 ON/OFF 1 art.	 99739 0/1-10V 1 art.	 99738 DALI PUSH 1 art.
--------------------------------------	---------------------------------------	---

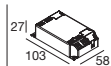
Vos_RJ | Downlight | powerLED 8 W DC 700 mA



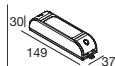
	CRI	UGR	Cct	lm S	lm D	Optics
81274W30	White	92	<16	3000	738	Flood (32°)
81274W45	White	92	<16	3000	738	W. Flood (49°)



99735
ON/OFF
1 art.



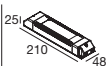
99147
ON/OFF
2 - 3 art.



99733
0/1-10V
1 art.

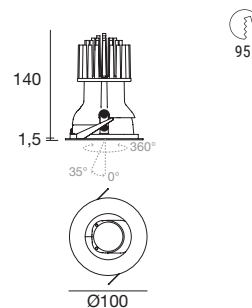


99731
DALI PUSH
1 art.

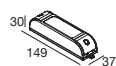


99345
DALI PUSH
1 - 3 art.

Vos_RJ | Downlight | arrayLED 15 W DC 400 mA



	CRI	UGR	Cct	lm S	lm D	Optics
81282W30	White	92	<16	3000	1677	Flood (34°)
81282W60	White	92	<16	3000	1677	W. Flood (45°)



99740
ON/OFF
1 art.



99739
0/1-10V
1 art.



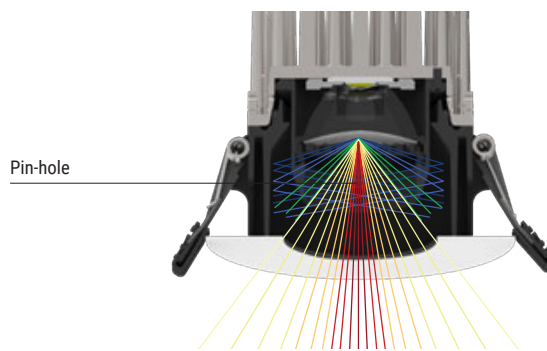
99738
DALI PUSH
1 art.

Pinhole

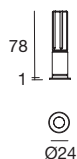
Il vano ottico sfrutta il concetto della camera pin-hole, garantendo il controllo della riflettanza. La sorgente è disposta su un piano arretrato rispetto all'apertura del vano: i fotoni che compongono il fascio luminoso primario fuoriescono senza incontrare ostacoli; i fotoni più esterni, invece, rimbalzano all'interno del vano, verniciato di nero per ottenere il massimo grado di assorbimento, affievolendosi man mano fino ad esaurirsi.

Pinhole

The optics compartment applies the pin-hole camera concept, thus guaranteeing reflectance control. The source is positioned on a receded plane with respect to the opening of the compartment: the photons forming the primary light beam project without being hindered; on the contrary, the outermost photons bounce in the compartment, painted black to obtain maximum degree of absorption, progressively dimming up to complete exhaustion.



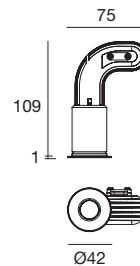
Quantum_R | Downlight | powerLED 2 W DC 630 mA



	CRI	UGR	Cct	lm S	lm D	Optic
90556W15	White	80	-	3000	233	Spot (19°)
90556W30	White	80	-	3000	233	Flood (25°)
90556W45	White	80	-	3000	233	Flood (45°)

					+ driver 24V DC
89147 ON/OFF 1 - 2 art.	99376 ON/OFF 3 - 6 art.	99105 ON/OFF 6 - 12 art.	99710 24V DC converter 0/1-10V 1 art.	99713 24V DC converter DALI 1 art.	99374 75W 99331 150W

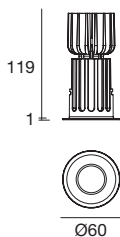
Quantum_R | Downlight | powerLED 6 W DC 500 mA



	CRI	UGR	Cct	lm S	lm D	Optic
90560W15	White	80	-	3000	659	Spot (15°)
90560W30	White	80	-	3000	659	Flood (30°)
90560W45	White	80	-	3000	659	W. Flood (49°)

99377 ON/OFF 1 art.	99106 ON/OFF 2 - 3 art.	99714 0/1-10V 1 art.	99715 DALI 1 art.

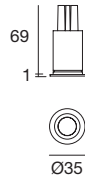
Quantum_R | Downlight | powerLED 10 W DC 800 mA



	CRI	UGR	Cct	lm S	lm D	Optic
90562W15	White	80	-	3000	1194	Spot (18°)
90562W30	White	80	-	3000	1194	Flood (25°)
90562W45	White	80	-	3000	1194	W. Flood (47°)

99735 ON/OFF 1 art.	99135 ON/OFF 2 - 3 art.	99733 0/1-10V 1 art.	99731 DALI PUSH 1 art.	99345 DALI PUSH 1 - 3 art.

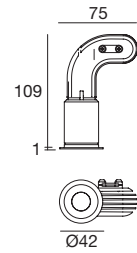
Warp_R | Downlight | powerLED 2 W DC 630 mA



	CRI	UGR	Cct	lm S	lm D	Optic
90544M15	White	80	-	2700	219	Spot (21°)
90544M30	White	80	-	2700	219	Flood (25°)
90544W15	White	80	-	3000	233	Spot (21°)
90544W30	White	80	-	3000	233	Flood (25°)

89147 ON/OFF 1 - 2 art.	99376 ON/OFF 3 - 6 art.	99105 ON/OFF 6 - 12 art.	99710 24V DC converter 0/1-10V 1 art.	99713 24V DC converter DALI 1 art.	+ driver 24V DC 99374 75W 99331 150W

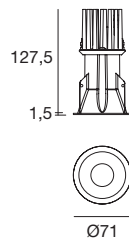
Warp_R | Downlight | powerLED 6 W DC 500 mA



	CRI	UGR	Cct	lm S	lm D	Optic
90548M30	White	80	-	2700	659	Spot (14°)
90548M60	White	80	-	2700	659	Flood (50°)
90548W30	White	80	-	3000	659	Flood (32°)
90548W60	White	80	-	3000	659	Flood (50°)

99377 ON/OFF 1 art.	99106 ON/OFF 2 - 3 art.	99714 0/1-10V 1 art.	99715 DALI 1 art.

Warp_R | Downlight | powerLED 10 W DC 800 mA



	CRI	UGR	Cct	lm S	lm D	Optic
90550M15	White	80	<16	2700	1108	Spot (17°)
90550M30	White	80	<19	2700	1108	Flood (27°)
90550M60	White	80	<22	2700	1108	Flood (39°)
90550W15	White	80	<16	3000	1194	Spot (17°)
90550W30	White	80	<19	3000	1194	Flood (27°)
90550W60	White	80	<22	3000	1194	Flood (39°)

99735 ON/OFF 1 art.	99135 ON/OFF 2 - 3 art.	99733 0/1-10V 1 art.	99731 DALI PUSH 1 art.	99345 DALI PUSH 1 - 3 art.





NONOCCORRE
PERMANERE
SOLAMENTE
ATTIVE MEDICINE
FURTHER, TOGETHER.

CONTRIBUIRE
TOGLIENDO
IN SPUNTO
STRUMENTI
INGEGNERIA
MEDICA
MEDICINE
INSTRUMENTI
MEDICINA



FURTHER,
TOGETHER

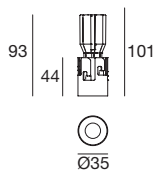
LA NOSTRA

Contribuire al benessere
l'ingegneria biomedica
alla produzione e alla dis
apparecchiature che all
salute e prolungano qu

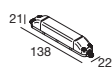
Dirigere la nostra cresc
bioingegneria nelle qual
nostra forza e capacità;
che tendono a far cresc
attraverso l'istruzione e
la partecipazione in aree
dare un contributo unico

Mantenere senza riserv
e qualità dei nostri prod
riferimento ed essere ric
istituzionalmente seria e
suoi servizi.

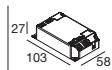
Epitax | Downlight | powerLED 6 W DC 500 mA



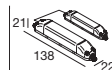
	CRI	UGR	Cct	lm S	lm D	Optic
80638W15	White	80	-	3000	659	463 Spot (15°)
80638W30	White	80	-	3000	659	405 Flood (33°)
80638W60	White	80	-	3000	659	430 W. Flood (53°)



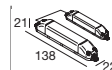
99377
ON/OFF
1 art.



99106
ON/OFF
2 - 3 art.



99714
0/1-10V
1 art.



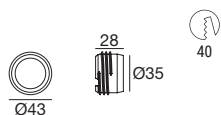
99715
DALI
1 art.



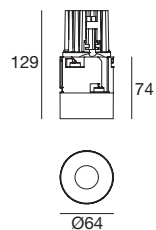
Controcassa / Recessed casing - Pag. 302

98502

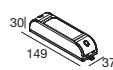
Controcassa per installazione a raso /
Recessed casing for flush installation



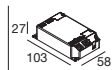
Epitax | Downlight | powerLED 10 W DC 800 mA



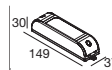
	CRI	UGR	Cct	lm S	lm D	Optic
80591W30	White	80	<19	3000	1194	787 Flood (28°)
80591W45	White	80	<22	3000	1194	711 W. Flood (42°)



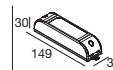
99735
ON/OFF
1 art.



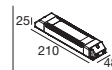
99135
ON/OFF
2 - 3 art.



99733
0/1-10V
1 art.



99731
DALI PUSH
1 art.

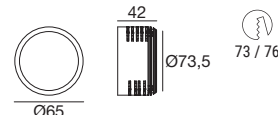


99345
DALI PUSH
1 - 3 art.

Controcassa / Recessed casing - Pag. 302

98499

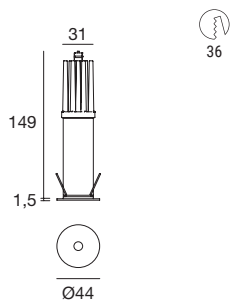
Controcassa per installazione a raso /
Recessed casing for flush installation



Position_1
Frameless

Position_2
Semi-recessed

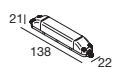




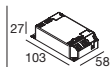
Scale 1:1

9 mm

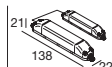
	CRI	UGR	Cct	lm S	lm D	Optic	
84203W30	White	92	-	3000	569	138	Flood (35°)



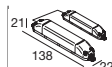
99377
ON/OFF
1 art.



99106
ON/OFF
2 - 3 art.



99714
0/1-10V
1 art.



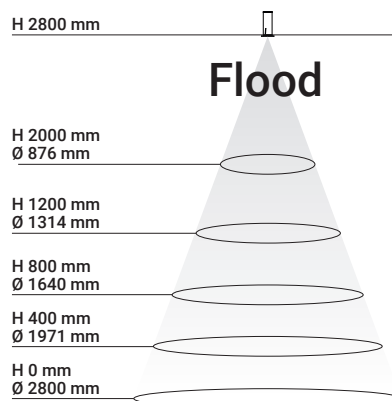
99715
DALI
1 art.

Cross Optics Technology™

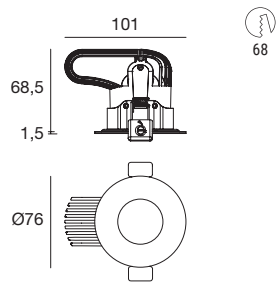
Questa tecnologia brevettata, sfrutta il posizionamento di due lenti convesse poste l'una di fronte all'altra: la prima raccoglie la luce sulla superficie della seconda, convogliandola in un piccolo punto per definizione privo di imperfezioni; la seconda lente riapre il fascio, ora privato della componente secondaria, creando un cerchio di luce nitida e pulita sulla superficie illuminata.

Cross Optics Technology™

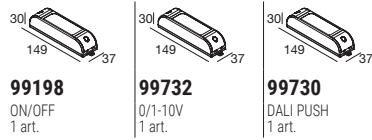
This patented technology uses the positioning of two convex lenses placed across from one another: the first gathers the light on the surface of the second, channelling it into a small point for perfect definition. The second lens reopens the beam, now deprived of the secondary component, creating a crisp and clean ring of light on the lit surface.



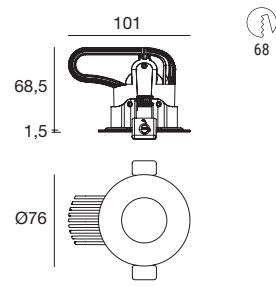
Loro_R | Downlight | arrayLED 8 W DC 220 mA



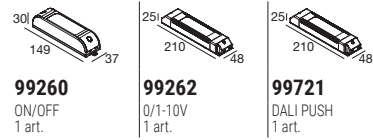
	CRI	UGR	Cct	lm S	lm D	Optic
97695W30 <input type="checkbox"/> White	80	<16	3000	1088	785	Flood (22°)
97695W60 <input type="checkbox"/> White	80	<16	3000	1088	826	W. Flood (44°)



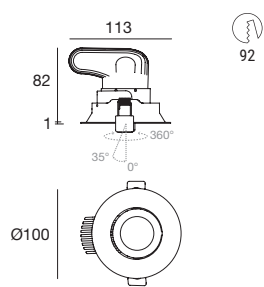
Loro_R | Downlight | arrayLED 13 W DC 350 mA



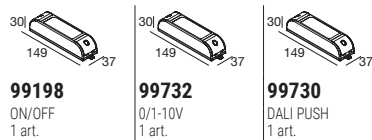
	CRI	UGR	Cct	lm S	lm D	Optic
91204W30 <input type="checkbox"/> White	80	<19	3000	1724	1156	Flood (23°)
91204W60 <input type="checkbox"/> White	80	<19	3000	1724	1156	W. Flood (46°)



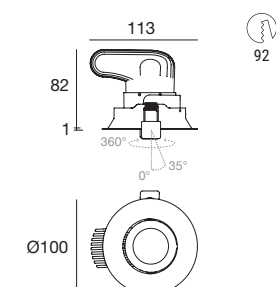
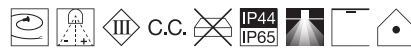
Loro_RJ | Downlight | arrayLED 8 W DC 220 mA



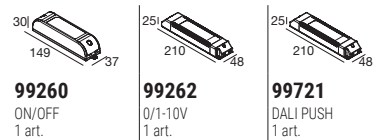
	CRI	UGR	Cct	lm S	lm D	Optic
93407W30 <input type="checkbox"/> White	80	<16	3000	1088	785	Flood (22°)
93407W60 <input type="checkbox"/> White	80	<16	3000	1088	826	W. Flood (44°)



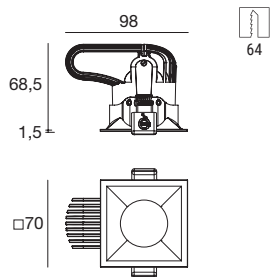
Loro_RJ | Downlight | arrayLED 13 W DC 350 mA



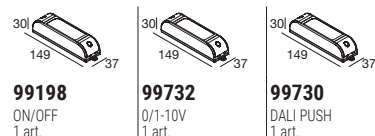
	CRI	UGR	Cct	lm S	lm D	Optic
93422W30 <input type="checkbox"/> White	80	<16	3000	1724	1457	Flood (23°)
93422W60 <input type="checkbox"/> White	80	<16	3000	1724	1360	W. Flood (47°)



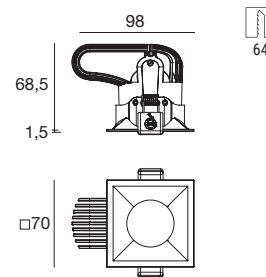
Loro_Q | Downlight | arrayLED 8 W DC 220 mA



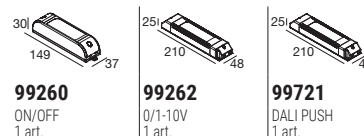
	CRI	UGR	Cct	lm S	lm D	Optic
97699W30	White	80	<16	3000	1088	785 Flood (22°)
97699W60	White	80	<16	3000	1088	826 W. Flood (44°)



Loro_Q | Downlight | arrayLED 13 W DC 350 mA



	CRI	UGR	Cct	lm S	lm D	Optic
91208W30	White	80	<19	3000	1724	1156 Flood (23°)
91208W60	White	80	<19	3000	1724	1156 W. Flood (46°)



Ingombro minimo

L'adozione di un dissipatore posteriore curvato riduce la profondità di incasso e consente ai downlight della famiglia Loro (escluse le versioni da 25 W) di adattarsi all'installazione su controsoffitti di altezza inferiore ai 10 cm.

UGR<19

Il gruppo ottico, composto di riflettore cromatizzato e diffusore in policarbonato trasparente, garantisce un'ottimo controllo della riflettanza ed un indice UGR inferiore a 19, ovvero il valore-soglia per la corretta illuminazione di uffici e ambienti con videoterminali (norma UNI-EN 12464-1)."



Minimal size

Using a curved rear dissipator reduces the recess depth and allows the Loro range of products (except for the 25 W) versions to adapt to the installation on dropped ceilings with height lesser than 10 cm.

UGR<19


The optics group, consisting of a chrome-plated reflector and a transparent polycarbonate diffuser offers an optimal reflectance control and a UGR index below 19, i.e. the threshold value for the correct lighting of offices and environments with video terminals (UNI-EN 12464-1 standard).

IP65 O.C.

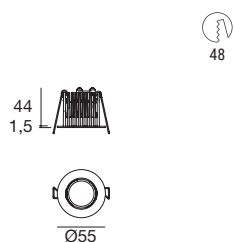
Il gruppo ottico garantisce un indice di protezione frontale IP65, ovvero totale protezione contro l'ingresso di polvere e particelle estremamente piccole, nonché contro spruzzi e getti d'acqua. ATTENZIONE: il valore si riferisce unicamente al comparto ottico e NON al corpo lampada (indice di protezione IP44).

IP65 O.C.

The optics gr group offers an IP65 front index of protection, i.e. full protection against entry of dust and extremely fine particles, as well as sprays and water jets. WARNING: the value exclusively refers to the optics section and NOT the lamp body (IP44 index of protection).

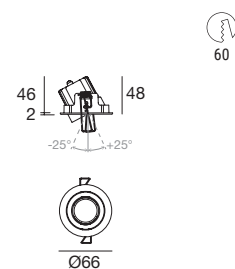


Cob40_R | Downlight | 198-264 V AC | arrayLED 6,5 W DC - 7,5 W AC



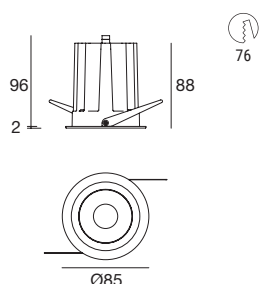
	CRI	UGR	Cct	Im S	Im D	Optic
80246W30 <input type="checkbox"/> White	80	<19	3000	770	689	Flood (24°)
80246W60 <input type="checkbox"/> White	80	-	3000	770	587	W. Flood (54°)

Cob40_RJ | Downlight | 198-264 V AC | arrayLED 6,5 W DC - 7,5 W AC



	CRI	UGR	Cct	Im S	Im D	Optic
80378W30 <input type="checkbox"/> White	80	<19	3000	770	689	Flood (24°)
80378W60 <input type="checkbox"/> White	80	-	3000	770	587	W. Flood (54°)

Cob40_R | Downlight | 198-264 V AC | arrayLED 18 W DC - 20 W AC




	CRI	UGR	Cct	Im S	Im D	Optic
84264W30 <input type="checkbox"/> White	80	<16	3000	2401	2041	Flood
84264W60 <input type="checkbox"/> White	80	<22	3000	2401	2034	W. Flood
84265W30 <input type="checkbox"/> Black	80	<16	3000	2401	2041	Flood
84265W60 <input type="checkbox"/> Black	80	<22	3000	2401	2034	W. Flood

DALI PUSH	CRI	UGR	Cct	Im S	Im D	Optic
84266W30 <input type="checkbox"/> White	80	<16	3000	2401	2041	Flood
84266W60 <input type="checkbox"/> White	80	<22	3000	2401	2034	W. Flood
84267W30 <input type="checkbox"/> Black	80	<16	3000	2401	2041	Flood
84267W60 <input type="checkbox"/> Black	80	<22	3000	2401	2034	W. Flood

Accessories

89374 Controcassa / Recessed casing - Pag. 302



Accessori / Accessories



99888 <input type="checkbox"/> White
99889 <input type="checkbox"/> Gold
99890 <input type="checkbox"/> Copper
99899 <input type="checkbox"/> Chrome

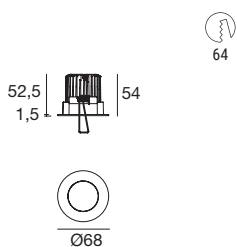
suitable for: Cob40_R 6,5 W / Cob40_RJ 6,5 W



99901 <input type="checkbox"/> White
99902 <input type="checkbox"/> Gold
99903 <input type="checkbox"/> Copper
99904 <input type="checkbox"/> Chrome

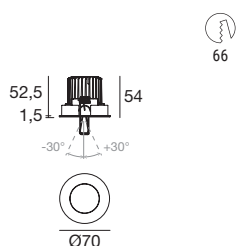
suitable for: Cob40_R 18 W

Cob44_R | Downlight | 198-264 V | arrayLED 6,5 W DC - 7,5 W AC



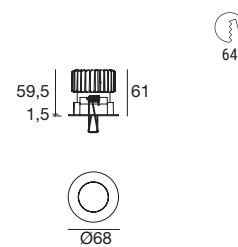
	CRI	UGR	Cct	lm S	lm D	Optic
97396M30	White	80	<19	3000	770	635 Flood (26°)
97396M60	White	80	<22	3000	770	612 W. Flood (52°)
97396W30	White	80	<19	3000	770	635 Flood (26°)
97396W60	White	80	<22	3000	770	612 W. Flood (52°)
97396N30	White	80	<19	3000	831	685 Flood (26°)
97396N60	White	80	<22	3000	831	661 W. Flood (52°)

Cob44_RJ | Downlight | 198-264 V | arrayLED 6,5 W DC - 7,5 W AC



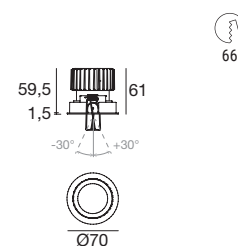
	CRI	UGR	Cct	lm S	lm D	Optic
97397M30	White	80	<19	2700	770	635 Flood (26°)
97397M60	White	80	<22	2700	770	612 W. Flood (52°)
97397W30	White	80	<19	3000	770	635 Flood (26°)
97397W60	White	80	<22	3000	770	612 W. Flood (52°)
97397N30	White	80	<19	4000	831	685 Flood (26°)
97397N60	White	80	<22	4000	831	661 W. Flood (52°)

Cob44_R | Downlight | 198-264 V | arrayLED 11 W DC - 13 W AC



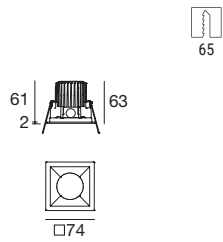
	CRI	UGR	Cct	lm S	lm D	Optic
80379W30	White	80	<19	3000	1399	1147 Flood (22°)
80379W60	White	80	<22	3000	1399	1036 W. Flood (51°)
80379N30	White	80	<19	4000	1507	1235 Flood (22°)
80379N60	White	80	<22	4000	1507	1116 W. Flood (51°)

Cob44_RJ | Downlight | 198-264 V | arrayLED 11 W DC - 13 W AC



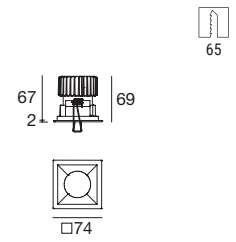
	CRI	UGR	Cct	lm S	lm D	Optic
80380W30	White	80	<19	2700	1399	1147 Flood (22°)
80380W60	White	80	<22	2700	1399	1036 W. Flood (51°)
80380N30	White	80	<19	4000	1507	1235 Flood (22°)
80380N60	White	80	<22	4000	1507	1116 W. Flood (51°)

Cob44_Q | Downlight | 198-264 V | arrayLED 6,5 W DC - 7,5 W AC



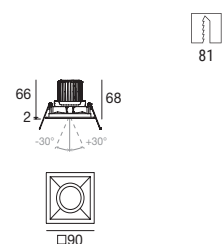
	CRI	UGR	Cct	lm S	lm D	Optic
93357W30	White	80	<16	3000	770	Flood (26°)
93357W60	White	80	<16	3000	612	W. Flood (52°)
93357N30	White	80	<16	4000	831	Flood (26°)
93357N60	White	80	<16	4000	661	W. Flood (52°)

Cob44_Q | Downlight | 198-264 V | arrayLED 11 W DC - 13 W AC



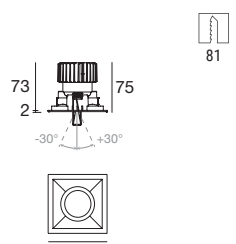
	CRI	UGR	Cct	lm S	lm D	Optic
80381W30	White	80	<16	3000	1399	Flood (27°)
80381W60	White	80	<19	3000	1036	W. Flood (54°)
80381N30	White	80	<16	4000	1507	Flood (27°)
80381N60	White	80	<19	4000	1116	W. Flood (54°)

Cob44_QJ | Downlight | 198-264 V | arrayLED 6,5 W DC - 7,5 W AC



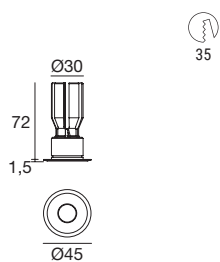
	CRI	UGR	Cct	lm S	lm D	Optic
94058W30	White	80	<16	3000	770	Flood (26°)
94058W60	White	80	<16	3000	612	W. Flood (52°)
94058N30	White	80	<16	4000	831	Flood (26°)
94058N60	White	80	<16	4000	661	W. Flood (52°)

Cob44_Q | Downlight | 198-264 V | arrayLED 11 W DC - 13 W AC

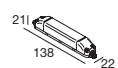


	CRI	UGR	Cct	lm S	lm D	Optic
80382W30	White	80	<16	3000	1399	Flood (22°)
80382W60	White	80	<19	3000	1036	W. Flood (51°)
80382N30	White	80	<16	4000	1507	Flood (22°)
80382N60	White	80	<19	4000	1116	W. Flood (51°)

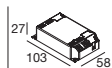
Anton_R | Downlight | 3 x powerLED 6 W DC 630 mA



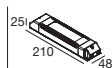
	CRI	UGR	Cct	lm S	lm D	Optic
96634W30	White	80	<22	3000	699	Flood (27°)
96634W60	White	80	-	3000	699	W. Flood (57°)



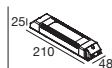
99376
ON/OFF
1 - 2 art.



99105
ON/OFF
2 - 3 art.

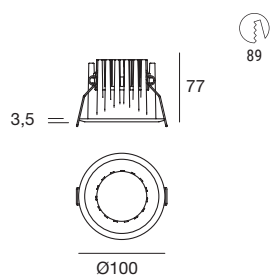
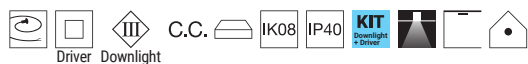


99115
0/1-10V
1 - 3 art.



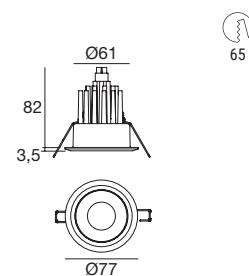
99344
DALI PUSH
1 - 4 art.

AntonX_1 | Downlight | 198-264 V | arrayLED 18 W DC - 20 W AC



	CRI	UGR	Cct	lm S	lm D	Optic
80339W00	White	80	-	3000	2323	General (101°)
80339N00	White	80	-	4000	2498	General (101°)

Anton_R | Downlight | 198-264 V | 4 x powerLED 8 W DC - 9 W AC

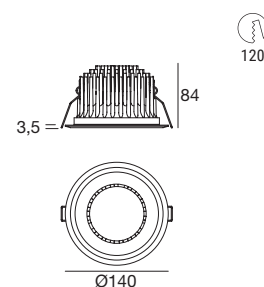


	CRI	UGR	Cct	lm S	lm D	Optic
96636W60	White	80	<22	3000	932	W. Flood (60°)

Accessories

89373 Controcassa / Recessed casing - Pag. 302

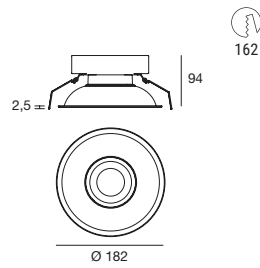
AntonX_2 | Downlight | 198-264 V | arrayLED 25 W DC - 28 W AC



	CRI	UGR	Cct	lm S	lm D	Optic
80089W00	White	80	-	3000	3431	General (105°)
80089N00	White	80	-	4000	3431	General (105°)

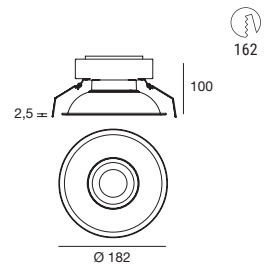


Woofers_R | Downlight | 198-264 V AC | arrayLED 17,5 W DC - 20 W AC



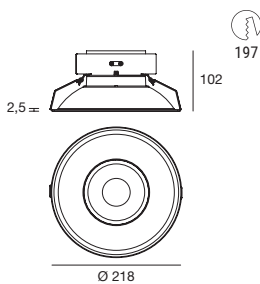
	CRI	UGR	Cct	lm S	lm D	Optic
84231W60	White	92	<19	3000	2224	1612 W. Flood (61°)
84210W60	White	80	<19	3000	2630	1895 W. Flood (61°)
84231N60	White	92	<19	4000	2390	1735 W. Flood (61°)
84210N60	White	80	<19	4000	2777	2039 W. Flood (61°)

Woofers_R | Downlight | 198-264 V AC | arrayLED 24,5 W DC - 27,5 W AC



	CRI	UGR	Cct	lm S	lm D	Optic
84232W60	White	92	<19	3000	2941	2134 W. Flood (60°)
84211W60	White	80	<19	3000	3478	2508 W. Flood (60°)
84232N60	White	92	<19	4000	3161	2296 W. Flood (60°)
84211N60	White	80	<19	4000	3672	2699 W. Flood (60°)

Woofers_RX | Downlight | 198-264 V AC | arrayLED 30,5 W DC - 34 W AC



	CRI	UGR	Cct	lm S	lm D	Optic
84229W60	White	92	<19	3000	3937	2818 W. Flood (57°)
84208W60	White	80	<19	3000	4656	3312 W. Flood (57°)
84229N60	White	92	<19	4000	4232	3033 W. Flood (57°)
84208N60	White	80	<19	4000	4915	3564 W. Flood (57°)

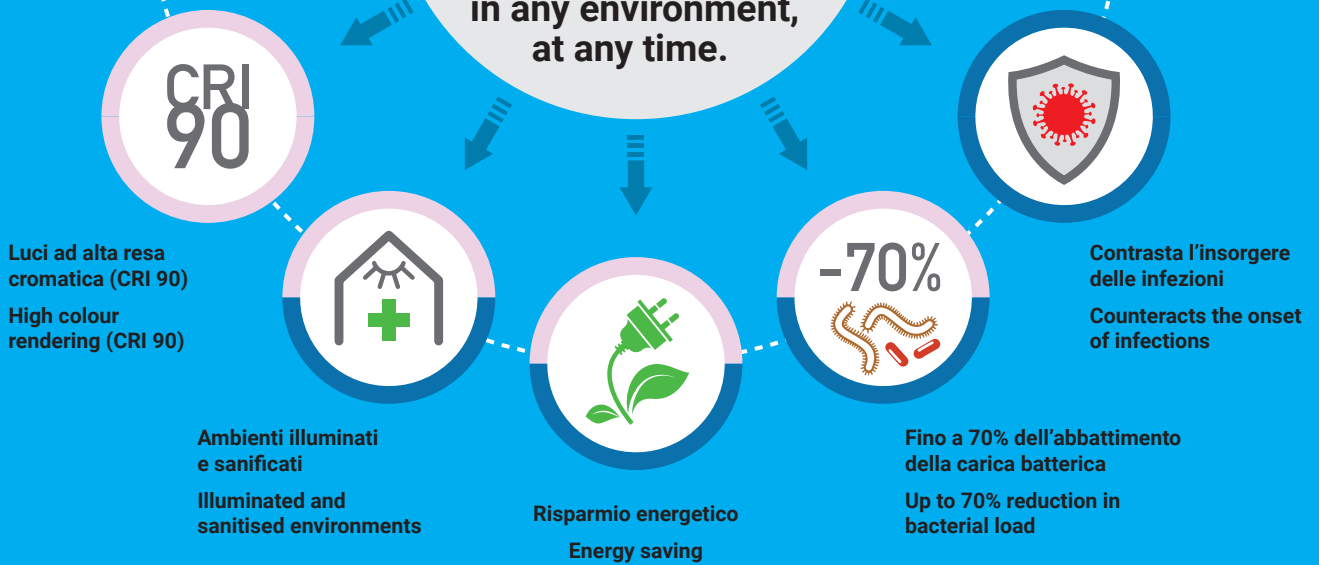
Environment Care Lighting

In collaboration with

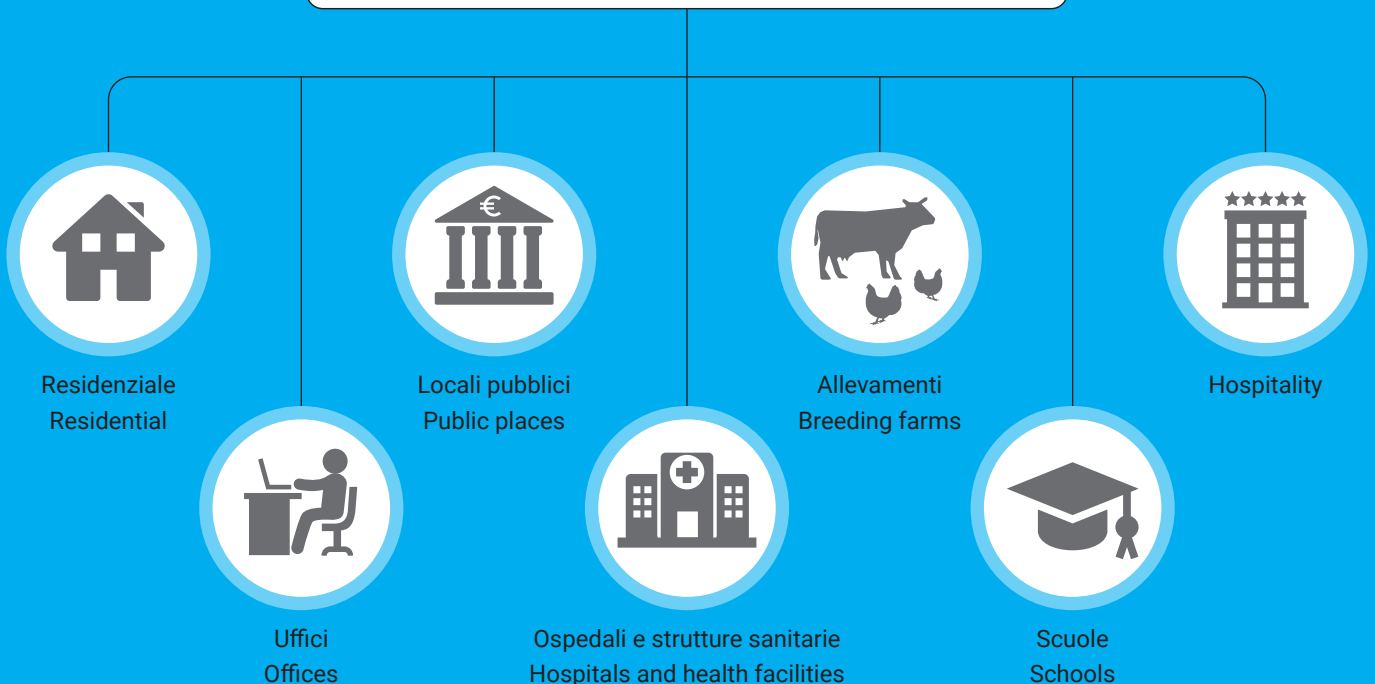


Luce utile che tutela la salute e il benessere quotidiano, in ogni ambiente, in ogni momento.

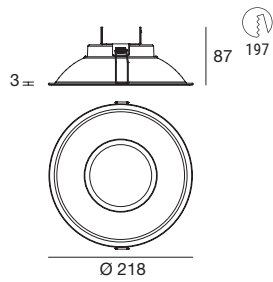
Useful light that protects health and well-being - in any environment, at any time.



Luoghi di utilizzo / Places of use



Woofers_RX | Downlight | 198-264 V AC | topLED 24W DC - 26,5W AC | 405 nm

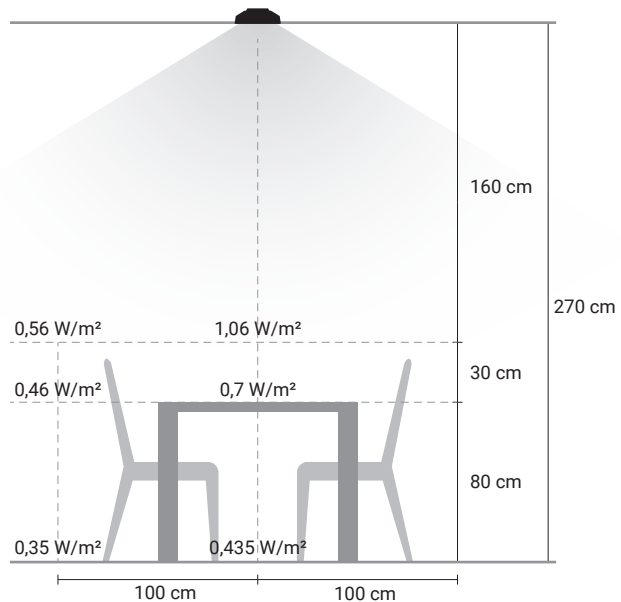
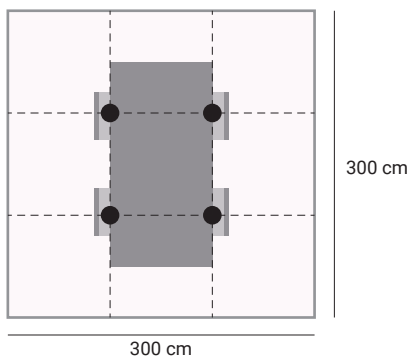


	CRI	UGR	Cct	lm S	lm D	Optic
84024T00	White	90	-	3500	1770	On req General


Woofers_RX

Esempio di utilizzo su volumi di 3 m x 3 m x h 2,7 m.
Superficie di efficacia 9 mq.

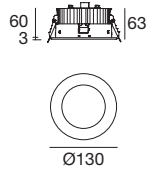
Example of use on volumes of 3 m x 3 m x h 2.7 m.
Effective area 9 sqm.



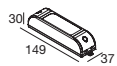
LV54_RS | Downlight | topLED 13 W DC 350 mA



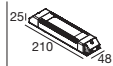
121



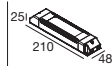
	CRI	UGR	Cct	lm S	lm D	Optic
97090W00	White	80	-	3000	1488 1328	General (115°)
97090N00	White	80	-	4000	1632 1457	General (115°)



99260
ON/OFF
1 art.



99262
0/1-10V
1 art.

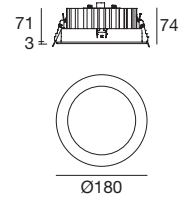


99721
DALI PUSH
1 art.

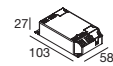
LV54_RS | Downlight | topLED 23 W DC 630 mA



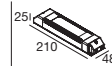
167



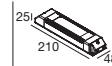
	CRI	UGR	Cct	lm S	lm D	Optic
97092W00	White	80	-	3000	2604 2394	General (114°)
97092N00	White	80	-	4000	2856 2626	General (114°)



99261
ON/OFF
1 art.



99262
0/1-10V
1 art.

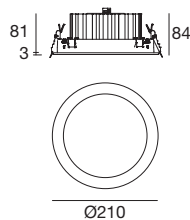


99721
DALI PUSH
1 art.

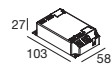
LV54_RS | Downlight | topLED 30 W DC 840 mA



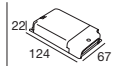
197



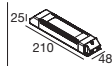
	CRI	UGR	Cct	lm S	lm D	Optic
97094W00	White	80	-	3000	3348 3069	General (113°)
97094N00	White	80	-	4000	3672 3366	General (113°)



99093
ON/OFF
1 art.

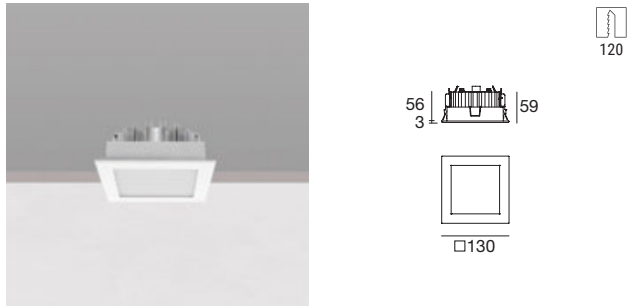


83066
0/1-10V DALI PUSH
1 art.

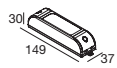


99330
DALI PUSH
1 art.

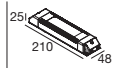
LV54_QS | Downlight | topLED 13 W DC 350 mA



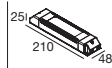
	CRI	UGR	Cct	lm S	lm D	Optic
97096W00 White	80	-	3000	1488	1388	General (111°)
97096N00 White	80	-	4000	1632	1523	General (111°)



99260
ON/OFF
1 art.

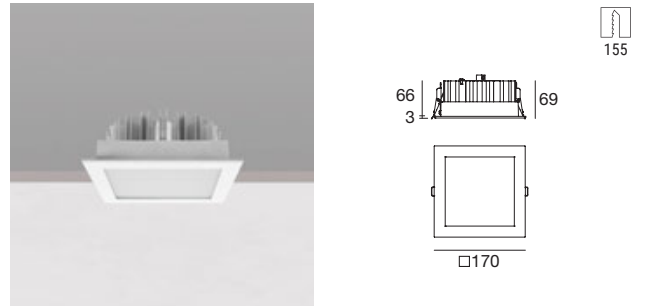


99262
0/1-10V
1 art.

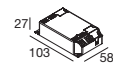


99721
DALI PUSH
1 art.

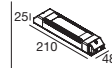
LV54_QS | Downlight | topLED 23 W DC 630 mA



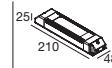
	CRI	UGR	Cct	lm S	lm D	Optic
97098W00 White	80	-	3000	2604	2577	General (111°)
97098N00 White	80	-	4000	2856	2761	General (111°)



99261
ON/OFF
1 art.

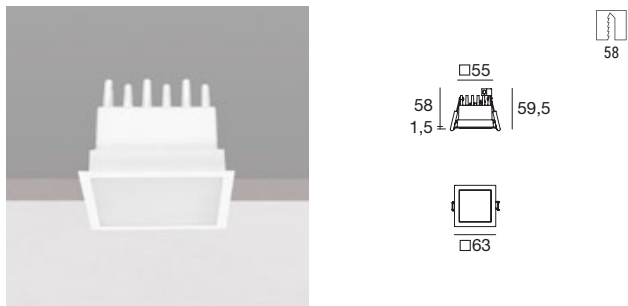


99262
0/1-10V
1 art.



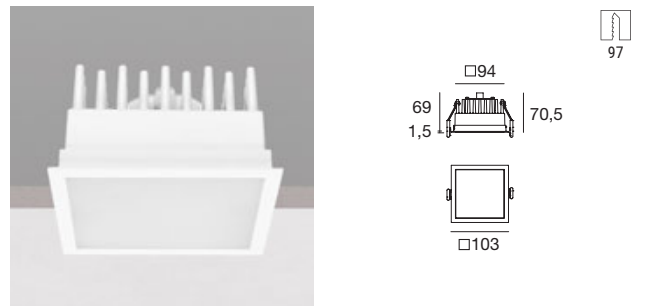
99721
DALI PUSH
1 art.

HV44 | Downlight | 190-240 V | topLED 5 W AC



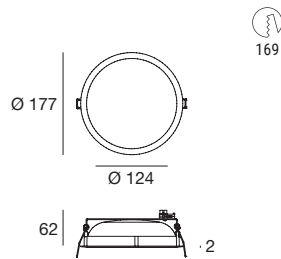
	CRI	UGR	Cct	lm S	lm D	Optic
97710W00 White	80	-	3000	507	232	General (114°)

HV44 | Downlight | 190-240 V | topLED 10 W AC

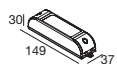


	CRI	UGR	Cct	lm S	lm D	Optic
97730W00 White	80	-	3000	980	524	General (114°)

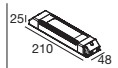
Rada_R | Downlights | topLED 12 W DC 350 mA



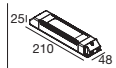
	CRI	UGR	Cct	lm S	lm D	Optic
91996W00 White	80	-	3000	1680	996	General (140°)



99126
ON/OFF
1 art.

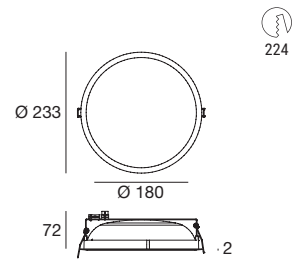


99115
0/1-10V
1 art.

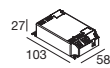


99344
DALI PUSH
1 art.

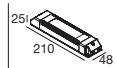
Rada_R | Downlights | topLED 18 W DC 500 mA



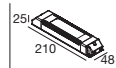
	CRI	UGR	Cct	lm S	lm D	Optic
92000W00 White	80	-	3000	2520	1436	General (146°)



99106
ON/OFF
1 art.

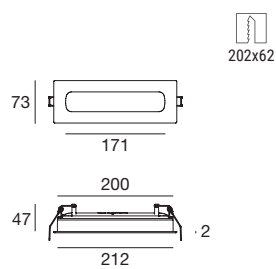


99115
0/1-10V
1 art.

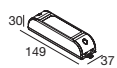


99344
DALI PUSH
1 art.

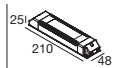
Rada_Q | Downlights | topLED 12 W DC 350 mA



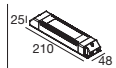
	CRI	UGR	Cct	lm S	lm D	Optic
92432W00 White	80	-	3000	1829	694	General (117°)




99260
ON/OFF
1 art.



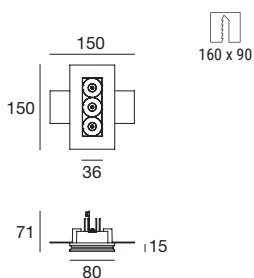

99262
0/1-10V
1 art.



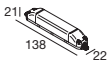

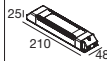
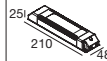
99721
DALI PUSH
1 art.



Gypsum Cell | Downlights | 3 x powerLEDs 2 W | 6 W DC 630 mA



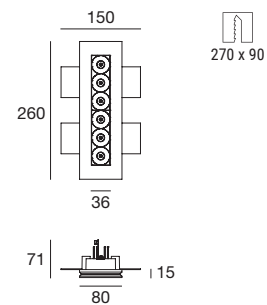

	CRI	UGR	Cct	lm S	lm D	Optic
64547W30 White	92	<16	3000	537	500	Flood (32°)
64546W30 Black	92	<16	3000	537	500	Flood (32°)

 99376 ON/OFF 1 - 2 art.	 99105 ON/OFF 2 - 3 art.	 99115 0/1-10V 1 - 3 art.	 99344 DALI PUSH 1 - 4 art.
---	---	--	--

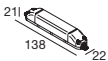
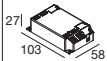
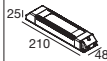
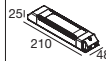
Accessories

60830 Distanziale / Spacer - Pag. 301

Gypsum Cell | Downlights | 6 x powerLEDs 2 W | 12 W DC 630 mA



	CRI	UGR	Cct	lm S	lm D	Optic
64549W30 White	92	<16	3000	1074	907	Flood (34°)
64548W30 Black	92	<16	3000	1074	907	Flood (34°)

 99129 ON/OFF 1 art.	 99105 ON/OFF 1 - 2 art.	 99115 0/1-10V 1 art.	 99344 DALI PUSH 1 - 2 art.
---	--	--	--

Accessories

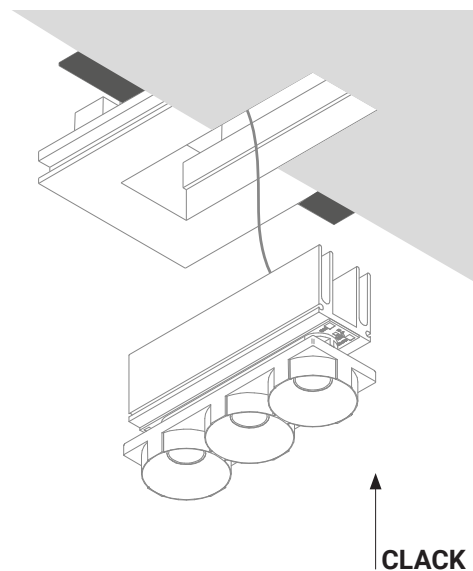
60830 Distanziale / Spacer - Pag. 301

Installazione rapida

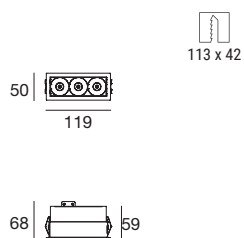

La versione Gypsum_Cell presenta una controcassa con cornice in gesso, pensata per installazione su controsoffitto. Il sistema di aggancio rapido a calamita permette di posizionare facilmente le unità luminose che possono essere verniciate, per un'integrazione totale con l'architettura.

Quick installation

The Gypsum_Cell comes with a recessed casing with plaster frame, conceived for installation on dropped ceiling. The magnet-equipped quick coupling system allows to easily position the light units that can be painted, for full integration with the architecture.



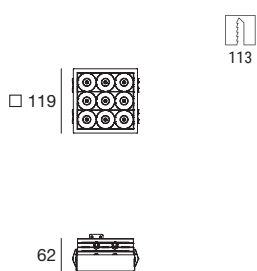
Cell | Downlights | 3 x powerLEDs 2 W | 6 W DC 630 mA



	CRI	UGR	Cct	lm S	lm D	Optic
64541W30 White	92	<16	3000	537	500	Flood (33°)
64540W30 Black	92	<16	3000	537	500	Flood (33°)

<p>99376 ON/OFF 1 - 2 art.</p>	<p>99105 ON/OFF 2 - 3 art.</p>	<p>99115 0/1-10V 1 - 3 art.</p>	<p>99344 DALI PUSH 1 - 4 art.</p>
---	---	--	--

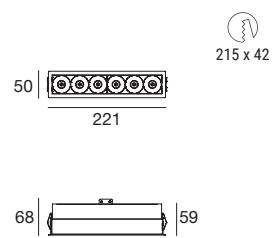

Cell | Downlights | 9 x powerLEDs 2 W | 18 W DC 630 mA



	CRI	UGR	Cct	lm S	lm D	Optic
64545W15 White	92	<16	3000	1611	1250	Spot (12°)
64545W30 White	92	<16	3000	1611	1361	Flood (31°)
64544W15 Black	92	<16	3000	1611	1250	Spot (12°)
64544W30 Black	92	<16	3000	1611	1361	Flood (31°)

<p>99105 ON/OFF 1 art.</p>	<p>99115 0/1-10V 1 art.</p>	<p>99344 DALI PUSH 1 art.</p>
---	--	--

Cell | Downlights | 6 x powerLEDs 2 W | 12 W DC 630 mA

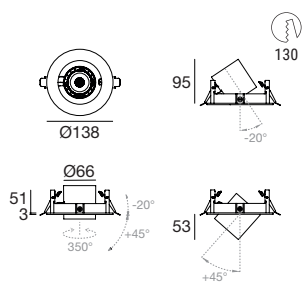


	CRI	UGR	Cct	lm S	lm D	Optic
64543W30 White	92	<16	3000	1074	907	Flood (34°)
64542W30 Black	92	<16	3000	1074	907	Flood (34°)

<p>99129 ON/OFF 1 art.</p>	<p>99105 ON/OFF 1 - 2 art.</p>	<p>99115 0/1-10V 1 art.</p>	<p>99344 DALI PUSH 1 - 2 art.</p>
---	---	--	--

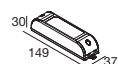


Optus_EX | Downlight | arrayLED 12W DC 350mA - 18 W DC 500 mA

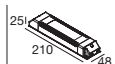


	CRI	UGR	Cct	lm S	lm D	Optic
81661W30	White	92	-	3000	2224	1650 Flood (37°)
81661W60	White	92	-	3000	2224	1595 W. Flood (63°)
81662W30	Black	92	-	3000	2224	1650 Flood (37°)
81662W60	Black	92	-	3000	2224	1595 W. Flood (63°)
81661N60	White	92	-	4000	2390	1714 W. Flood (63°)

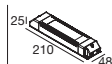
12 W



99126
ON/OFF
1 art.

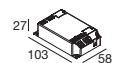


99115
0/1-10V
1 art.

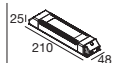


99344
DALI PUSH
1 art.

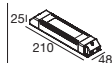
18 W



99106
ON/OFF
1 art.



99115
0/1-10V
1 art.



99344
DALI PUSH
1 art.

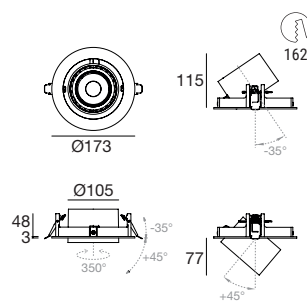
Optics accessories

99827	Spot
99828	Flood
99829	Wide Flood

Accessories

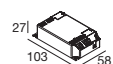
99510	Kicker
--------------	--------

Optus_EX | Downlight | arrayLED 25W DC 700mA - 35 W DC 950mA

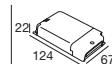


	CRI	UGR	Cct	lm S	lm D	Optic
81667W30	White	92	-	3000	4117	3338 Flood (26°)
81667W60	White	92	-	3000	4117	2910 W. Flood (51°)
81668W30	Black	92	-	3000	4117	3338 Flood (26°)
81668W60	Black	92	-	3000	4117	2910 W. Flood (51°)
81667N30	White	92	-	4000	4426	3588 Flood (26°)

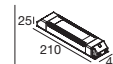
25 W



99147
ON/OFF
1 art.

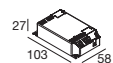


83008
0/1-10V DALI PUSH
1 art.

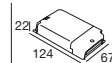


99345
DALI PUSH
1 art.

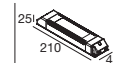
35 W



99239
ON/OFF
1 art.



83008
0/1-10V DALI PUSH
1 art.



99345
DALI PUSH
1 art.

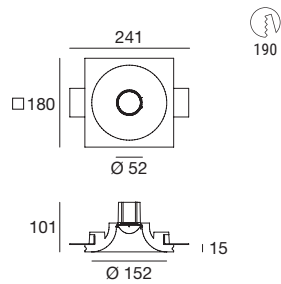
Optics accessories

99808	Spot
99809	Flood
99810	Wide Flood

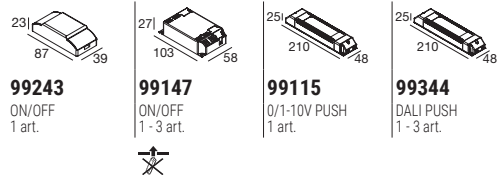
Accessories

99479	Kicker
--------------	--------

Gypsum_EYE1 | Downlight | arrayLED 7 W DC 700 mA



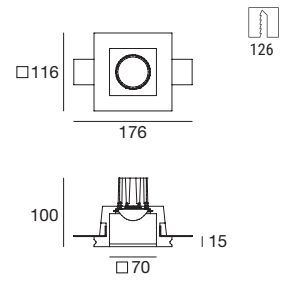
	CRI	UGR	Cct	lm S	lm D	Optic
8867	White	80	-	3000	830	On req W. Flood



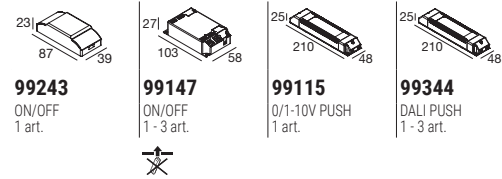
Accessories

60830	Distanziale / Spacer - Pag. 301
--------------	---------------------------------

Gypsum_QC2 | Downlight | arrayLED 7 W DC 700 mA



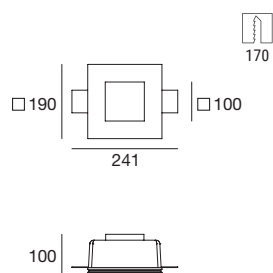

	CRI	UGR	Cct	lm S	lm D	Optic
8865	White	80	-	3000	830	On req W. Flood
8865N	White	80	-	4000	910	502 W. Flood



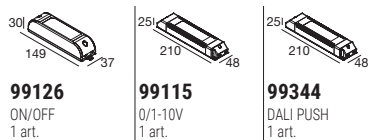
Accessories

60830	Distanziale / Spacer - Pag. 301
60840	Vetro / Glass - Pag. 301

Gypsum_QD2 | Downlight | arrayLED 12,5 W DC 350 mA



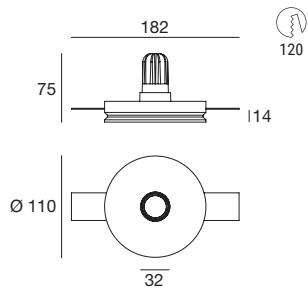
	CRI	UGR	Cct	lm S	lm D	Optic
63820W00	White	80	-	3000	1876	1137 Diffused



Accessories

60830	Distanziale / Spacer - Pag. 301
--------------	---------------------------------

Gypsum Coloring_R1 | Downlight | 220-240 V | powerLED 7,5 W DC - 9 W AC

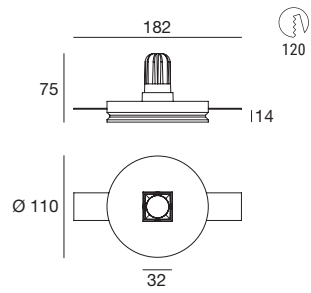


	CRI	UGR	Cct	lm S	lm D	Optic
8819	White	80	<16	3000	800	557 N. Spot
8815	White	80	<19	3000	800	422 Flood



Accessori inclusi - Accessories included


Gypsum Coloring_Q1 | Downlight | 220-240 V | powerLED 7,5 W DC - 9 W AC



	CRI	UGR	Cct	lm S	lm D	Optic
8827	White	80	<16	3000	800	557 N. Spot
8823	White	80	<19	3000	800	422 Flood

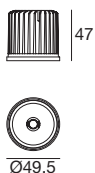


Accessori inclusi - Accessories included



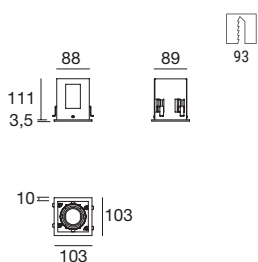

Downlight

Illuminator | Downlight | 198-264 V | arrayLED 6,5 W DC - 7,5 W AC



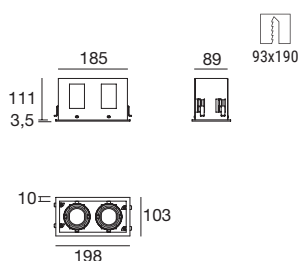

	CRI	UGR	Cct	Im S	Im D	Optic
80756W30	White	92	-	3000	665	602 Flood (26°)
80756W60	White	92	-	3000	665	580 W. Flood (52°)

Illuminator | Swivelling recessed casing | 1 x module



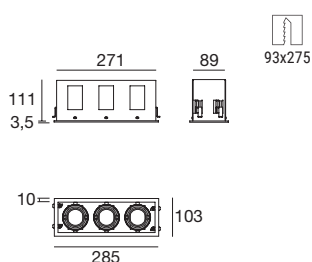
Description	
99485	White 1 x lamp

Illuminator | Swivelling recessed casing | 2 x module



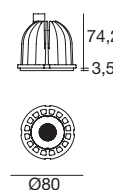
Description	
99486	White 2 x lamp

Illuminator | Swivelling recessed casing | 3 x module



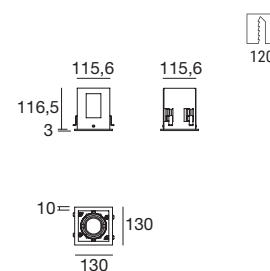

Description	
99487	White 3 x lamp

Illuminator | Downlight | 198-264 V | arrayLED 18 W DC - 20 W AC



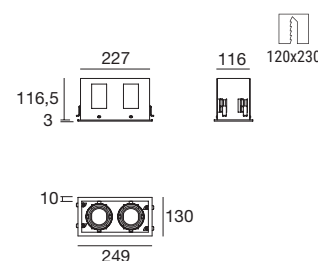

	CRI	UGR	Cct	Im S	Im D	Optic
84268W30	White	92	-	3000	2224	1680 Flood (29°)
84268W60	White	92	-	3000	2224	1813 W. Flood (55°)

Illuminator | Swivelling recessed casing



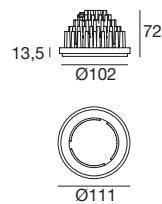
Description	
99491	White 1 x lamp

Illuminator | Swivelling recessed casing



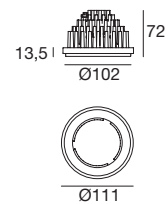
Description	
99492	White 2 x lamp

illuminator | Downlight | 198-264 V | arrayLED 15 W DC - 16 W AC



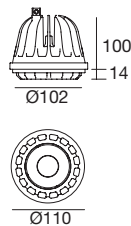
	CRI	UGR	Cct	lm S	lm D	Optic
80754W30	White	92	-	3000	1677	Flood (25°)
80754W60	White	92	-	3000	1677	W. Flood (49°)

illuminator | Downlight | 198-264 V | arrayLED 25 W DC - 28 W AC



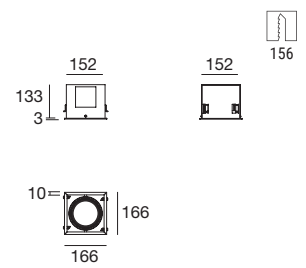

	CRI	UGR	Cct	lm S	lm D	Optic
80755W30	White	92	-	3000	2794	Flood (26°)
80755W60	White	92	-	3000	2794	W. Flood (56°)
80755N30	White	92	-	4000	2990	Flood (26°)
80755N60	White	92	-	4000	2990	W. Flood (56°)

illuminator | Downlight | 198-264 V | arrayLED 35 W DC - 40 W AC



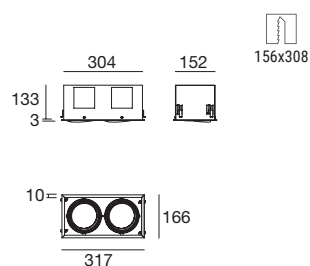

	CRI	UGR	Cct	lm S	lm D	Optic
84269W30	White	92	-	3000	3937	Flood (26°)
84269W60	White	92	-	3000	3937	W. Flood (53°)

illuminator | Swivelling recessed casing



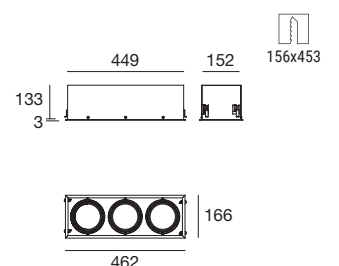

	Description
99497	White 1 x lamp

illuminator | Swivelling recessed casing



	Description
99498	White 2 x lamp

illuminator | Swivelling recessed casing



	Description
99499	White 3 x lamp





Projectors

Products abacus Track Projectors



Proiettori a binario / Track Projectors

PRODUCT	WATT	LM S ¹	SHAPE	ADJ ²	FINISH	OPTICS	Cct	CRI	IP	PAGE
Pound_T	13	1318 - 1515	○	•	White Black	Spot/Flood/W.Flood	3000/4000	92	20	50
Optus_T	16,2	2030	○	•	White Black	Spot/Flood/W.Flood	3000	92	20	51
Pound_T	25	2941	○	•	White Black	Spot/Flood/W.Flood	3000	92	20	50
Optus_T	34	4117 - 4426	○	•	White Black	Spot/Flood/W.Flood	3000/4000	92	20	51
		4117	○	•	White	Spot/Flood/W.Flood	3000	92	20	51
Pound_T		4117 - 4426	○	•	White Black	Spot/Flood/W.Flood	3000/4000	92	20	50

Proiettori su basetta / Projectors with standalone base accessory

PRODUCT	WATT	LM S ¹	SHAPE	ADJ ²	FINISH	OPTICS	Cct	CRI	IP	PAGE
Navata_Optus	16	2030	○	-	Sand	Spot/Flood/W.Flood	3000	92	20	58
	24	3177	○	-	Sand	Spot/Flood/W.Flood	3000	92	20	58
	34	4117	○	-	Sand	Spot/Flood/W.Flood	3000	92	20	58

Definizione ottiche / Optics specify

Spot	Spot	11° > 24°
Flood	Flood	25° > 44°
W. Flood	Wide Flood	45° > 79°

¹ i dati si riferiscono al flusso luminoso della sorgente /
¹ data are referred to the source's luminous flux

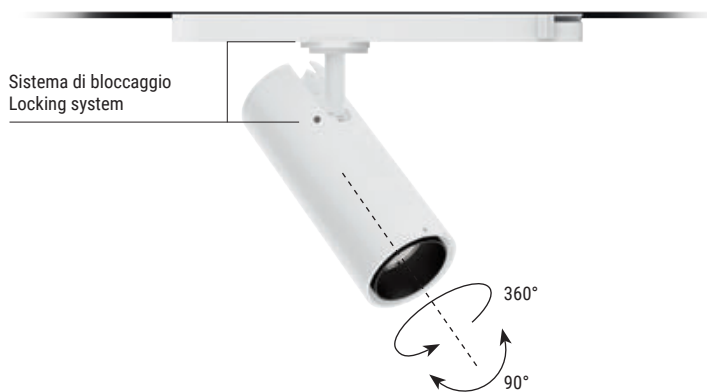
² ADJ = Basculante / Adjustable

Proiettore dinamico

Tutti proiettori Pound sono caratterizzate da una mobilità di 360° sull'asse orizzontale e un'inclinazione di 90° (+45° / -45°) sull'asse verticale.

Conformazione dello snodo

Lo snodo è studiato per diventare un tutt'uno con la silhouette del proiettore quando questo è in posizione zenitale, grazie alla fessura presente nel corpo lampada destinata ad ospitare il braccio di sostegno, celandolo alla vista.



Dynamic projector

The Pound projectors come with a 360° mobility on the horizontal axis and a 90° (+45° / -45°) tilt on the vertical axis.

Joint design

The joint is conceived to form a single body with the profile of the projector when the latter is in the zenith position, thanks to the slot present in the lamp body designated to house the support arm, thus concealing it.

Optus_T

Optus_T, a dispetto delle dimensioni ultracompatte, racchiude diversi plus tecnologici, primo fra tutti l'adozioni di lenti diversificate a seconda dei modelli: ottica TIR nelle versioni più ridotte da 18 W, a parabola nei proiettori da 34 W. In secondo luogo, l'attacco nelle versioni da 18 W è progettato per scomparire nel binario trifase, un accorgimento che permette di ridurre ulteriormente gli spazi. Non solo tecnologia: il design compatto e minimale rende Optus_T una soluzione versatile, adatta a svariati contesti, dal retail al museale.

Despite its ultracompact dimensions, Optus_T comes with several technological advantages, above all the adoption of lenses diversified according to the models: TIR optics in the smallest 18 W versions, parabolic in the 34 W projectors. Secondly, in the 18 W versions the coupling is designed to be concealed in the three-phase track, a solution that allows reducing spaces further. Much more than technology: thanks to its compact and minimal design, Optus_T offers a versatile solution, suitable for various contexts, ranging from retail to museum.

Driver integrato nel binario trifase
Driver integrated into the three-phase track

LED
Lenti TIR
TIR lenses



Navata

Braccio a catena snodabile. Doppia rotazione su basetta e corpo luce.

Il sistema Navata consente un'ampia gamma di movimenti per un'illuminazione il più possibile versatile, capace di superare i limiti dovuti ad installazioni in spazi angusti o incavati. Il braccio a catena è altamente snodabile, consentendo di ripiegare letteralmente il proiettore su sé stesso oppure di distenderlo raggiungendo una distanza considerevole rispetto alla basetta. La doppia rotazione su basetta e corpo luce permette di orientare il proiettore a 360° e ottenere il posizionamento desiderato.



Articulated chain arm. Double rotation on base and light body.

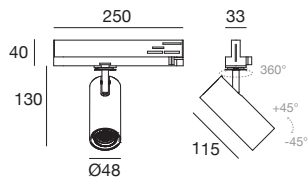
The Navata system allows a vast range of movements for lighting that is as versatile as possible, able to overcome the limitations due to installations in narrow or recessed spaces. The chain arm is highly flexible, allowing the projector to be literally folded back on itself or to be stretched out, reaching a considerable distance with respect to the base. The double rotation on base and light body allows the projector to be directed 360° to achieve the desired positioning.



El Frutariol



Pound_T | Projectors | 176-264 V AC | arrayLED 13 W DC - 15,5 W AC

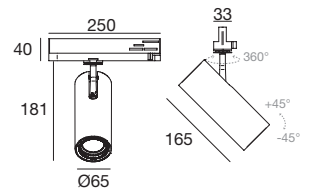
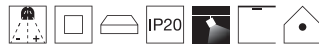


	CRI	UGR	Cct	lm S	lm D	Optic
81625W30	White	92	<19	3000	1318 1062	Flood (25°)
81625W60	White	92	-	3000	1318 1080	W. Flood (42°)
81626W30	Black	92	<19	3000	1318 1062	Flood (25°)
81626W60	Black	92	-	3000	1318 1080	W. Flood (42°)
81625N30	White	92	<19	4000	1515 1142	Flood (25°)

Optics accessories

99805	Spot
99806	Flood
99807	Wide Flood

Pound_T | Projectors | 176-264 V AC | arrayLED 25 W DC - 29 W AC

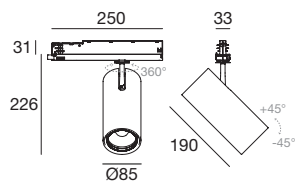


	CRI	UGR	Cct	lm S	lm D	Optic
81631W30	White	92	<19	3000	2941 2094	Flood (37°)
81631W60	White	92	-	3000	2941 2137	W. Flood (63°)
81632W30	Black	92	<19	3000	2941 2094	Flood (37°)
81632W60	Black	92	-	3000	2941 2137	W. Flood (63°)

Optics accessories

99827	Spot
99828	Flood
99829	Wide Flood

Pound_T | Projectors | 176-264 V AC | arrayLED 34 W DC - 39 W AC

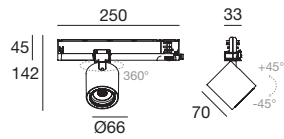


	CRI	UGR	Cct	lm S	lm D	Optic
81637W30	White	92	<16	3000	4117 3282	Flood (26°)
81637W60	White	92	-	3000	4117 2950	W. Flood (57°)
81638W30	Black	92	<16	3000	4117 3282	Flood (26°)
81638W60	Black	92	-	3000	4117 2950	W. Flood (57°)
81637N30	White	92	<16	4000	4426 3528	Flood (26°)
81638N30	Black	92	<16	4000	4426 3528	Flood (26°)

Optics accessories

99808	Spot
99809	Flood
99810	Wide Flood

Optus_T | Projectors | 198-264 V AC | arrayLED 16,2 W DC - 18,4 W AC

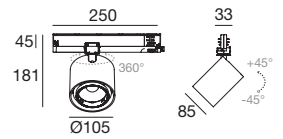


	CRI	UGR	Cct	lm S	lm D	Optic
81643W30	White	92	<19	3000	2030	1516 Flood (22°)
81643W60	White	92	-	3000	2030	1470 W. Flood (38°)
81644W30	Black	92	<19	3000	2030	1516 Flood (22°)
81644W60	Black	92	-	3000	2030	1470 W. Flood (38°)

Optics accessories

99827	Spot
99828	Flood
99829	Wide Flood

Optus_T | Projectors | 176-264 V AC | arrayLED 34 W DC - 40 W AC

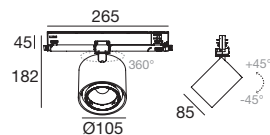


	CRI	UGR	Cct	lm S	lm D	Optic
81655W30	White	92	<16	3000	4117	3338 Flood (26°)
81655W60	White	92	<22	3000	4117	2910 W. Flood (51°)
81656W30	Black	92	<16	3000	4117	3338 Flood (26°)
81656W60	Black	92	<22	3000	4117	2910 W. Flood (51°)
81655N30	White	92	<16	4000	4426	3588 Flood (26°)
81656N30	Black	92	<16	4000	4426	3588 Flood (26°)

Optics accessories

99808	Spot
99809	Flood
99810	Wide Flood

Optus_T | Projectors | 176-264 V AC | arrayLED 34 W DC - 40 W AC



	CRI	UGR	Cct	lm S	lm D	Optic
81814W30	White	92	<16	3000	4117	3338 Flood (26°)
81814W60	White	92	<22	3000	4117	2910 W. Flood (51°)

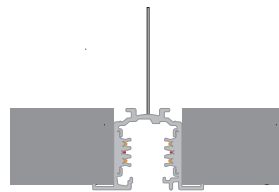
Optics accessories

99808	Spot
99809	Flood
99810	Wide Flood

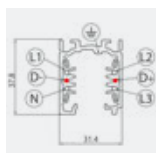
Track system | Three-phase track + DALI | Ceiling/Suspension



Track system | Three-phase track + DALI | Recessed

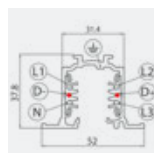


Track system | Binario trifase + DALI / Three-phase track + DALI



	1 M	2 M	3 M
White	80981	80982	80983
Black	80984	80985	80986

Track system | Binario trifase ad incasso + DALI / Recessed three-phase track + DALI



	1 M	2 M	3 M
White	80990	80991	80992
Black	80993	80994	80995

Track system | Alimentazione di testa / Head power supply




	POWER DX	POWER SX
White	81033	81036
Black	81034	81037

Track system | Giunto elettrico interno / Internal electrical joint




White	81039
Black	81040

Track system | Giunto centrale / Central joint



White	81042
Black	81043

Track system | Giunto a L / L-shaped joint



	INT	EST
White	81045	81048
Black	81046	81049

Track system | Giunto flessibile / Flexible joint



White	81066
Black	81067

Track system | Giunto a X / X-shaped joint



White	81063
Black	81064

Track system | Giunto a T / T-shaped joint



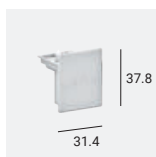
	EST/SX	EST/DX
White	81051	81054
Black	81052	81055

Track system | Giunto a T / T-shaped joint



	INT/SX	INT/DX
White	81057	81060
Black	81058	81061

Track system | Tappo di chiusura | Sosp./Soff. / Sealing cap | Ceiling/Suspension



White	80999
Black	81000

Track system | Tappo di chiusura | Incasso / Sealing cap | Recessed



White	81002
Black	81003

Track system | Sospensione / Suspension




	1.5 m	5 m
White	81012	81013
Black	81014	81015

Track system | Sospensione rigida / Rigid suspension



	1 m
White	81021
Black	81022

Track system | Staffa di fissaggio a soffitto / Ceiling-mounted fixing bracket




Anod. Al.	81086
White	81087
Black	81088

Track system | Copertura testata di alimentazione / Power supply head cover



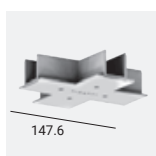
White	81069
Black	81070

Track system | Copertura giunto a L / L-shaped joint cover




White	81075
Black	81076

Track system | Copertura giunto a X / X-shaped joint cover




White	81081
Black	81082

Track system | Pinza per taglio conduttori / Conductor cutting pliers



Anod. Al.	81005
-----------	-------

Track system | Sospensione con regolatore / Suspension with adjustment devices




	1.5 m	5 m
White	81006	81007
Black	81008	81009

Track system | Clip tenditore per sospensione rigida / Tensioner clip for rigid suspension



White	81018
Black	81019

Track system | Staffa di irrigidimento / Stiffening bracket



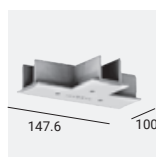
Anod. Al.	81024
White	81025
Black	81026

Track system | Copertura giunto centrale / Central joint cover



White	81072
Black	81073

Track system | Copertura giunto a T / T-shaped joint cover



White	81078
Black	81079

Track system | Guarnizione per testata di alimentazione / Power supply head gasket



White	81084
Black	81085

Track system configuration

Continuità della messa a terra

Per una corretta installazione di tutti gli accessori che concorrono alla composizione di un impianto di binario trifase, è importante la continuità della linea di messa a terra tra ogni elemento. Come evidenziato dalla sezione del binario raffigurata a lato, la posizione della linea di messa a terra (in rosso) è asimmetrica rispetto all'asse centrale del binario; in base a questa differenza strutturale è possibile distinguere la parte destra (che include la linea di messa a terra) che vincola l'inserimento di tutti gli accessori. Il posizionamento del conduttore di terra, deve essere consequenziale tra accessorio e struttura del binario elettrificato.


Configurazione

Per una corretta progettazione, suggeriamo di comporre la struttura con vista in pianta dall'alto, come rappresentato del disegno seguente:

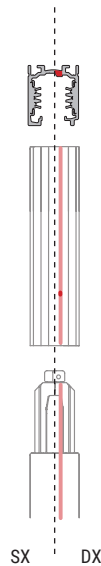
Earthing continuity

For proper earthing of all accessories that contribute to form a three-phase track system, the continuity of the earthing line between each element is crucial. As shown by the track section herebeside, the position of the earthing line (red) is asymmetric to the central axis of the track; based on this structural difference one can distinguish the right part (including the earthing line) which binds the introduction of all accessories. The positioning of the earth conductor, must be consequential between the accessory and the electrified track structure.

Vista assonometrica
Axonometric view



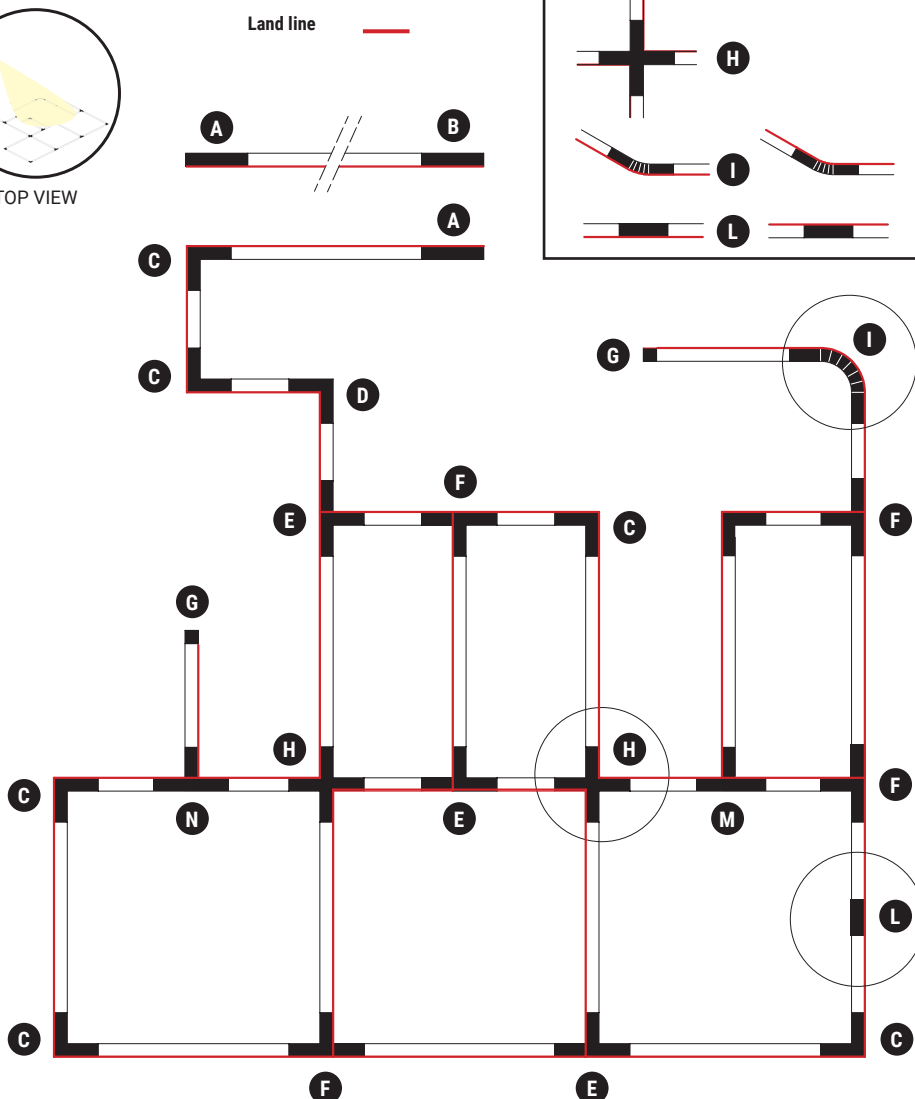
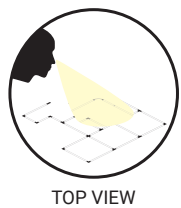
Vista in pianta
Plan view



Configuration

For a correct design, we suggest to create the structure with top plan view, as shown in the drawing below:

Vista in pianta dall'alto Plan view from above



Gli accessori "H", "I" ed "L" possono essere utilizzati in entrambi i versi.
The "H", "I" and "L" accessories can be used in both directions.

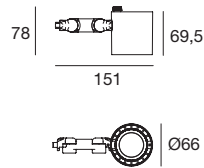
- | | | |
|----------|--|--------------|
| A | | 81033 |
| B | | 81036 |
| C | | 81048 |
| D | | 81045 |
| E | | 81051 |
| F | | 81054 |
| G | | 80999 |
| H | | 81063 |
| I | | 81066 |
| L | | 81042 |
| M | | 81057 |
| N | | 81060 |







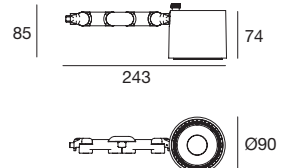
Navata_Optus | Projectors | arrayLED 16 W DC 450mA



	CRI	UGR	Cct	lm S	lm D	Optic	
82903W30	Sand	92	-	3000	2030	1516	Flood (38°)

Optics	
99827	Spot
99828	Flood
99829	Wide Flood

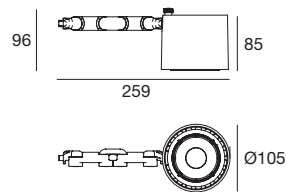
Navata_Optus | Projectors | arrayLED 24 W DC 700mA



	CRI	UGR	Cct	lm S	lm D	Optic	
82906W30	Sand	92	-	3000	3177	2546	Flood (25°)

Optics	
99808	Spot
99809	Flood
99810	Wide Flood

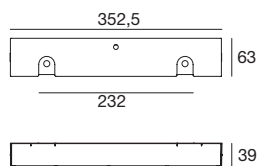

Navata_Optus | Projectors | arrayLED 34 W DC 950mA



	CRI	UGR	Cct	lm S	lm D	Optic	
82909W30	Sand	92	-	3000	4117	3338	Flood (26°)

Optics	
99808	Spot
99809	Flood
99810	Wide Flood

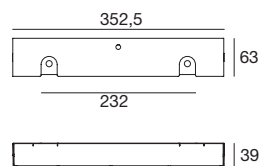

Base | On/Off | 198 - 264V AC | 300mA - 1050mA



Description

83055 Sand Da 11 a 38 W DC / From 11 to 38 W DC

Base | DALI | 198 - 264V AC | 300mA - 1050mA



Description

83054 Sand Da 11 a 38 W DC / From 11 to 38 W DC






Pendant, ceiling and wall lamps



Products abacus Pendant lamps



Luca puntuale / Spot lights

PRODUCT	WATT	LM S'	UGR	FINISH	OPTICS	Cct	CRI	IP	PAGE
Baton_P	3	325	<19	Black Au	W.Flood	3000	80	40	70
Birba_P	max 7	-	-	White Polish Brass Polish Alum.	-	-	-	20	71
Baton_P	7,3	988	<22	White Bk	Flood	3000	80	40	70

Luca diffusa / Diffused lights

PRODUCT	WATT	LM S'	UGR	FINISH	OPTICS	Cct	CRI	IP	PAGE
TU_V	20	2331	-	White	Diffused	3000	80	20	70
Birba_P	max 22	-	-	White Polish Brass Polish Alum.	-	-	-	20	71
Polo_P	27,9	3650	<22	White	Diffused	3000	80	20	68
TU_V	36	4662	-	White	Diffused	3000	80	20	70
Mini Albatros	37	4356 - 4572	<22	White	General	3000/4000	92	40	64
Tour_PD	37,5	4678	<19	White Black	General	3000	80	40	66
	45	5847	<19	White Black	General	3000	80	40	66
Polo_P	45,9	6080	<22	White	Diffused	3000	80	20	68
TU_V	54	6993	-	White	Diffused	3000	80	20	70
Tour_PD	70	9355 - 9823	<22	White Black	General	3000/4000	80	40	66
	114	15588 - 16367	<19	White Black	General	3000/4000	80	40	66

Definizione ottiche / Optics specify

Flood	Flood	25° > 44°
W. Flood	Wide Flood	45° > 79°
General	General	-
Diffused	Diffused	-

¹ i dati si riferiscono al flusso luminoso della sorgente /
¹ data are referred to the source's luminous flux

Tour

pag. 66

Tour è composto da un un profilo in alluminio estruso che per le sue dimensioni quasi impercettibili lo rende unico nel suo genere. Grazie alle sei finiture di pregio Tour diventa un elemento di sintesi ragionata che si presta ad ogni soluzione architeturale.

Tour comes with an extruded aluminium profile which places it in a class of its own due to its almost imperceptible size. Due to its prestigious six finishes, Tour becomes a reasoned all-around element suitable for any architectural solution.

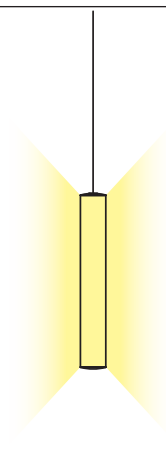


TU_V

pag. 70

Lampade a sospensione perfette sia per installazioni singole che per suggestive cascate luminose, combinando le varie lunghezze. Diffusore in PMMA, tappi in alluminio verniciati in bianco gofrato.

Suspension lamps suitable both for single installations and for suggestive luminous cascades, combining various lengths. PMMA diffuser, aluminum caps painted in embossed white.




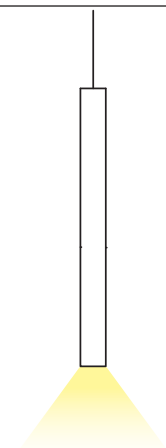
Baton

pag. 70

Sospensione cilindrica in alluminio dall'estetica minimale, con lente integrata e sorgente arretrata per un'illuminazione confortevole. Perfetta per illuminare tavoli e banconi bar.

Cylindrical suspension in aluminum with minimal aesthetics, integrated lens and recessed light source for a comfortable light. Perfect for illuminating tables and bar counters.

Finiture / Finishing

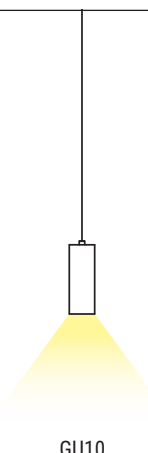


Birba

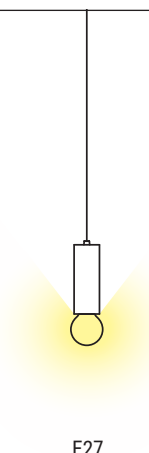
pag. 71

Disponibile con attacco GU10 oppure E27, questa sospensione tubolare presenta tre diverse lunghezze e finiture ricercate come alluminio lucido, alluminio verniciato bianco oppure vero ottone. Lampadina non inclusa.


Available with GU10 or E27 fitting, this tubular suspension has three different lengths and refined finishes such as polished aluminum, white painted aluminum or real brass. Bulb not included.

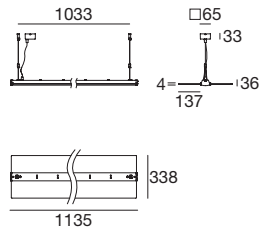


GU10



E27





	CRI	UGR	Cct	lm S	lm D	Optic
82749W00 <input type="checkbox"/> White	92	<22	3000	4356	On req	General
82749N00 <input type="checkbox"/> White	92	<22	4000	4572	On req	General

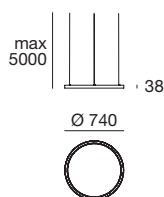
Description

98428 <input type="checkbox"/> White	Fissaggio per controsoffitto / Fixing for false ceilings
---	---

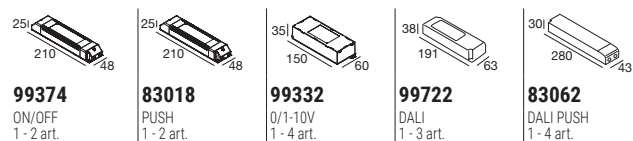




Tour_PD | Pendant Luminaires | 24 V DC | topLED 37,5 W DC

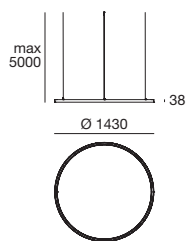


	CRI	UGR	Cct	lm S	lm D	Optic
64570W00 White	80	<19	3000	4678	2183	General (119°)
65112W00 Black	80	<19	3000	4678	2183	General (119°)

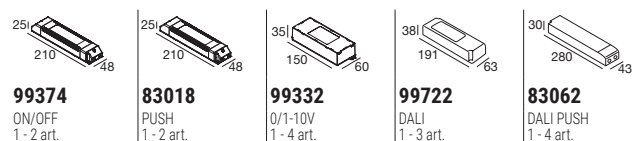


Accessori per l'installazione / Installation accessories - Pag. 67

Tour_PD | Pendant Luminaires | 24 V DC | topLED 70 W DC

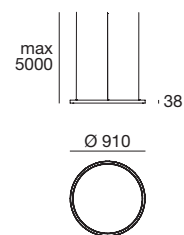


	CRI	UGR	Cct	lm S	lm D	Optic
64572W00 White	80	<22	3000	9355	4327	General (152°)
65120W00 Black	80	<22	3000	9355	4327	General (152°)
64572N00 White	80	<22	4000	9823	4542	General (152°)
65120N00 Black	80	<22	4000	9823	4542	General (152°)

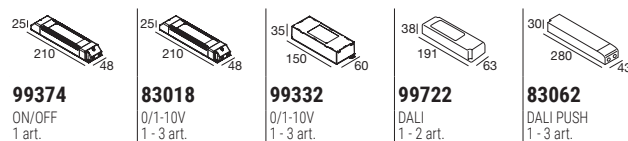


Accessori per l'installazione / Installation accessories - Pag. 67

Tour_PD | Pendant Luminaires | 24 V DC | topLED 45 W DC

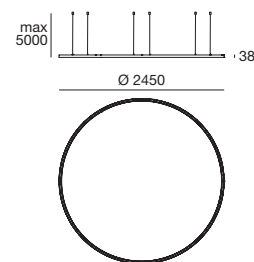


	CRI	UGR	Cct	lm S	lm D	Optic
64571W00 White	80	<19	3000	5847	2921	General (125°)
65116W00 Black	80	<19	3000	5847	2921	General (125°)

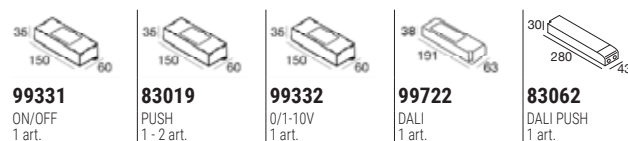


Accessori per l'installazione / Installation accessories - Pag. 67

Tour_PD | Pendant Luminaires | 24 V DC | topLED 114 W DC

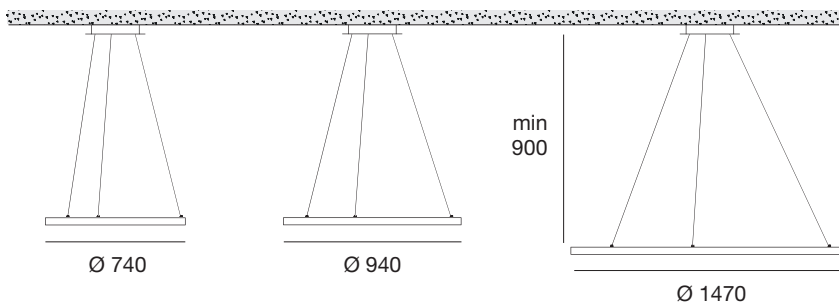
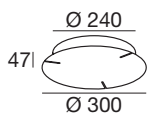


	CRI	UGR	Cct	lm S	lm D	Optic
64573W00 White	80	<19	3000	15588	7210	General (152°)
65124W00 Black	80	<19	3000	15588	7210	General (152°)
64573N00 White	80	<19	4000	16367	7551	General (152°)
65124N00 Black	80	<19	4000	16367	7551	General (152°)



Accessori per l'installazione / Installation accessories - Pag. 67

Rosone a 3 punti / 3-point coupling ceiling rose



Tour_PD monoemissione / Tour_PD one-side emission

Ø 740 mm - Ø 910 mm - Ø 1430 mm

ON/OFF Max 75 W Suitable for

64578 White 64570 - 64571 - 64572

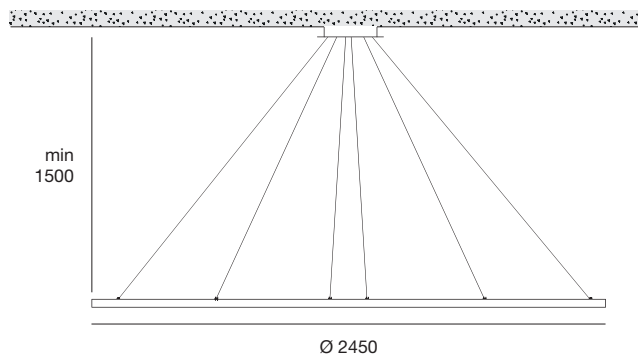
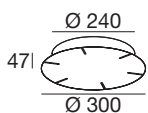
65142 Black 65112 - 65116 - 65120

DALI 0/1-10 V Max 75 W Suitable for

64586 White 64570 - 64571 - 64572

65143 Black 65112 - 65116 - 65120

Rosone a 6 punti / 6-point coupling ceiling rose



Tour_PD monoemissione / Tour_PD one-side emission

Ø 2450 mm

ON/OFF Max 150 W Suitable for

64580 White 64573

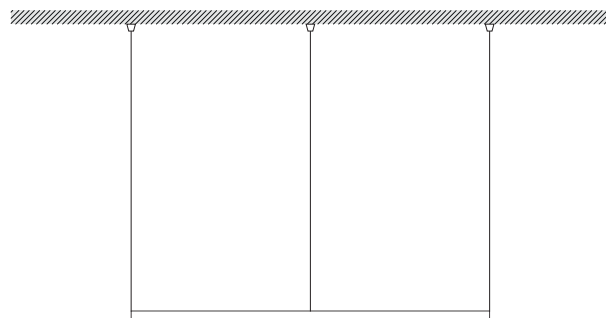
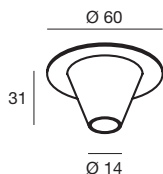
65152 Black 65124

DALI Max 150 W Suitable for

64588 White 64573

65153 Black 65124

Kit fissaggio Tour_PD (3 pz) / 3 fixing kit Tour_PD (3 pcs)

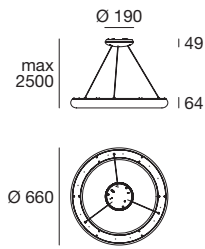


64575 White

64670 Black

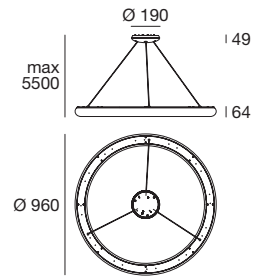
Per la versione Ø 2450 servono 2x kit di fissaggio da 3 coni cad.
For version Ø 2450 requires 2x fixing kit with 3 cones each.

Polo_P | Pendant Luminaire | 220-240 V | topLED 27,9 W DC - 31 W AC



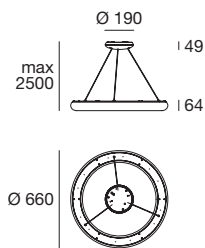
	CRI	UGR	Cct	lm S	lm D	Optic	
9162	White	80	<22	3000	3650	3222	Diffused

Polo_P | Pendant Luminaire | 220-240 V | topLED 45,9 W DC - 51 W AC



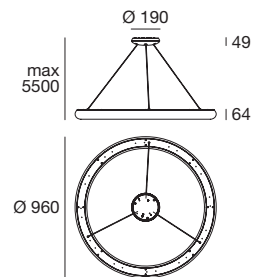
	CRI	UGR	Cct	lm S	lm D	Optic	
9163	White	80	<22	3000	6080	5117	Diffused

Polo_P DALI | Pendant Luminaire | 220-240 V | topLED 27,9 W DC - 31 W AC



	CRI	UGR	Cct	lm S	lm D	Optic	
9164	White	80	<22	3000	3650	3222	Diffused

Polo_P DALI | Pendant Luminaire | 220-240 V | topLED 45,9 W DC - 51 W AC



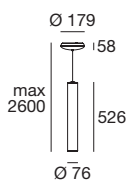
	CRI	UGR	Cct	lm S	lm D	Optic	
9165	White	80	<22	3000	6080	5117	Diffused



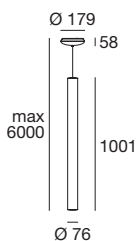
TU_V | 220-240 V | topLED



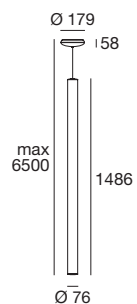
20 W	CRI	UGR	Cct	lm S	lm D	Optic	
8842	White	80	-	3000	2331	2343	Diffused



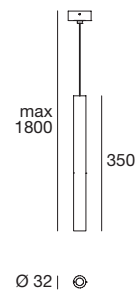
36 W	CRI	UGR	Cct	lm S	lm D	Optic	
8843	White	80	<19	3000	4662	4198	Diffused



54 W	CRI	UGR	Cct	lm S	lm D	Optic	
8844	White	80	-	3000	6993	5995	Diffused

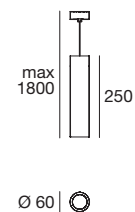


Baton_P | Pendant Luminaires | 220-240 V AC | arrayLED 3 W DC - 5 W AC



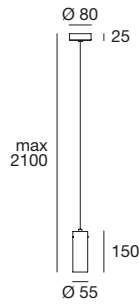

	CRI	UGR	Cct	lm S	lm D	Optic	
64787W50	Black Au	80	<19	3000	325	250	W. Flood (55°)

Baton_P | Pendant Luminaires | 220-240 V AC | arrayLED 7,3 W DC - 9 W AC



	CRI	UGR	Cct	lm S	lm D	Optic	
64742W70	White Bk	80	<22	3000	988	690	Flood (70°)

Birba_P | Pendant Luminaires | 220-240 V | GU10 / E27



GU10 max 7 W LED bulb*

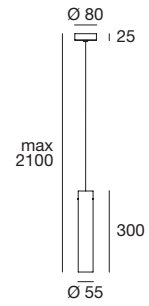
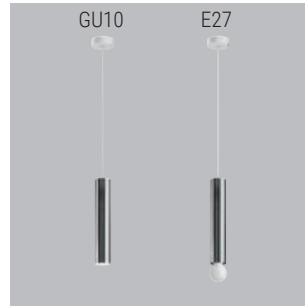
	CRI	UGR	Cct	lm S	lm D	Optic
9355	White	-	-	-	-	-
9357	Polish. Brass	-	-	-	-	-
9358	Polish. Alum.	-	-	-	-	-

E27 max 22 W LED bulb*

	CRI	UGR	Cct	lm S	lm D	Optic
9403	White	-	-	-	-	-
9405	Polish. Brass	-	-	-	-	-
9406	Polish. Alum.	-	-	-	-	-

* lampadina non inclusa / bulb not included

Birba_P | Pendant Luminaires | 220-240 V | GU10 / E27



GU10 max 7 W LED bulb*

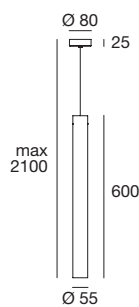
	CRI	UGR	Cct	lm S	lm D	Optic
9361	White	-	-	-	-	-
9363	Polish. Brass	-	-	-	-	-
9364	Polish. Alum.	-	-	-	-	-

E27 max 22 W LED bulb*

	CRI	UGR	Cct	lm S	lm D	Optic
9409	White	-	-	-	-	-
9411	Polish. Brass	-	-	-	-	-
9412	Polish. Alum.	-	-	-	-	-

* lampadina non inclusa / bulb not included

Birba_P | Pendant Luminaires | 220-240 V | GU10 / E27



GU10 max 7 W LED bulb*


	CRI	UGR	Cct	lm S	lm D	Optic
9367	White	-	-	-	-	-
9369	Polish. Brass	-	-	-	-	-
9370	Polish. Alum.	-	-	-	-	-

E27 max 22 W LED bulb*

	CRI	UGR	Cct	lm S	lm D	Optic
9415	White	-	-	-	-	-
9417	Polish. Brass	-	-	-	-	-
9418	Polish. Alum.	-	-	-	-	-

* lampadina non inclusa / bulb not included

Products abacus Ceiling and wall



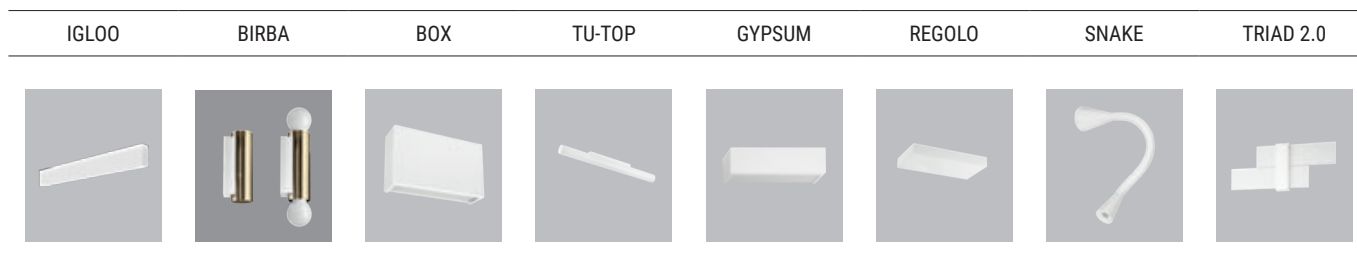
Soffitto / Ceiling

PRODUCT	WATT	LM S ¹	UGR	FINISH	OPTICS	Cct	CRI	IP	PAGE
Snake_W1	2	200	-	White Black	Diffused	3000	90	40	96
Snake_W3		200	-	White Black	Diffused	3000	90	40	96
Cell_S	5	597	-	White Bk Black	Flood/W.Flood	3000	92	20	78
Birba_S	max 7	-	-	White Polish Brass Polish Alum	-	-	-	20	81
Birba_C	max 7	-	-	White Polish Brass Polish Alum	-	-	-	20	81
Minion_S1	7	936	<22	White Black	Flood	3000	80	40	78
Baton_R	7,3	988	<22	White	Flood	3000	80	40	78
Baton_Q		988	<22	White	Flood	3000	80	40	78
Switch	12	1300	-	White	Diffused	2700/3000/4000	80	54	79
Triad 2.0		1251	-	White	Diffused	3000	80	20	97
Minion_S2	14	1872	-	White Black	Flood	3000	80	40	78
Switch	18	1800	-	White	Diffused	2700/3000/4000	80	54	79
Igloo_S	20	2347	-	White Polish Alum Black	General	3000	80	40	86
Triad 2.0	21	2256	-	White	Diffused	3000	80	20	97
Birba_S	max 22	-	-	White Polish Brass Polish Alum	-	-	-	20	81
Birba_C	max 22	-	-	White Polish Brass Polish Alum	-	-	-	20	81
Tara_R/_Q	23	2450	<22	White	Diffused	3000	80	20	82
Switch	25	2500	-	White	Diffused	2700/3000/4000	80	54	79
Polo_S	27,9	3650	<22	White	Diffused	3000	80	20	80
Tara_R	28	3150	-	White	Diffused	3000	80	20	83
Tara_R/_Q	33	3680	<22	White	Diffused	3000	80	20	82
Triad 2.0	36	2256	-	White	Diffused	3000	80	20	97
TU-TOP		4543	-	White	Diffused	3000	80	40	92
Igloo_S	37	4694	-	White Polish Alum Black	General	3000	80	40	86
Emy		5000	≤19	White	General	3000/4000	90	20	76
		4000	<22	White	General	3000/4000	90	20	76
	4000	<22	White	General	4000	90	65	76	
Tara_R	42	4725	-	White	Diffused	3000	80	20	83
Tara_R/_Q	45	4900	<19	White	Diffused	3000	80	20	82
Polo_P	45,9	6080	<22	White	Diffused	3000	80	20	80
TU-TOP	48	6398	-	White	Diffused	3000	80	40	92
Igloo_S	55	7040	-	White Polish Alum Black	General	3000	80	40	86
Tara Maxi	56	6300	-	White	Diffused	3000	80	20	83
Tara Mega	72	8100	-	White	Diffused	3000	80	20	83

Definizione ottiche / Optics specify

Flood	Flood	25° > 44°
W. Flood	Wide Flood	45° > 79°
General	General	-
Diffused	Diffused	-

¹ i dati si riferiscono al flusso luminoso della sorgente /
¹ data are referred to the source's luminous flux



Parete / Wall

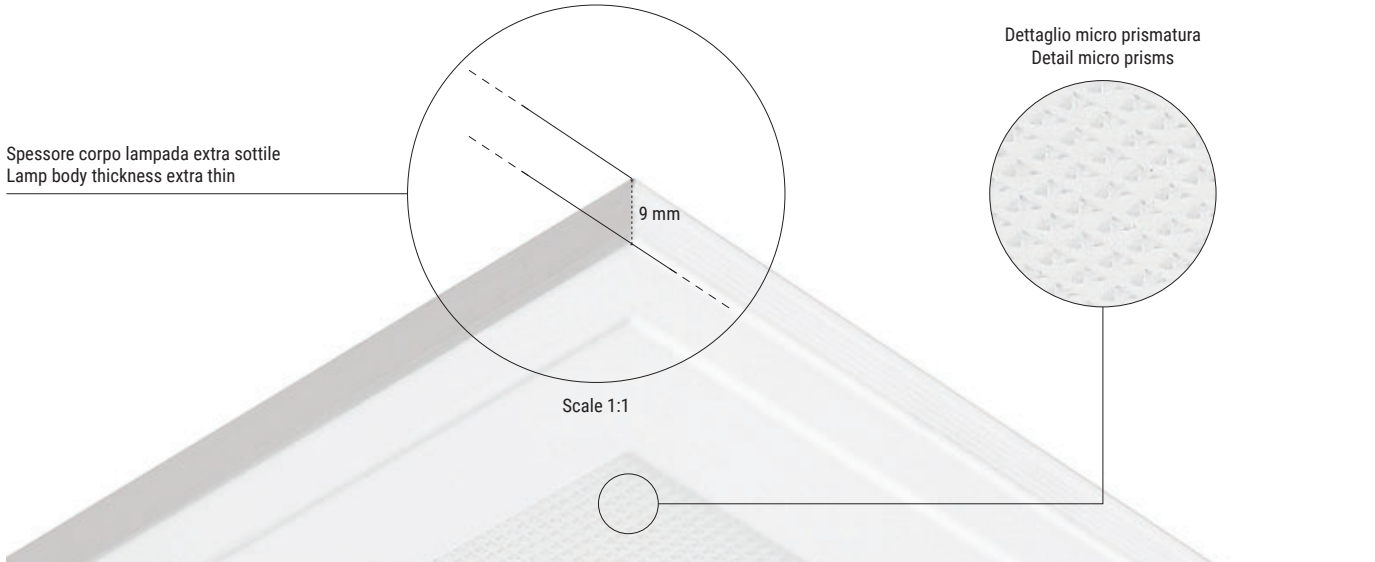
PRODUCT	WATT	LM'S	UGR	FINISH	OPTICS	Cct	CRI	IP	PAGE
Snake_W1	2	200	-	White Black	Diffused	3000	90	40	96
Snake_W1 Switch		200	-	White Black	Diffused	3000	90	40	96
Snake_W3		200	-	White Black	Diffused	3000	90	40	96
Snake_W3 Switch		200	-	White Black	Diffused	3000	90	40	96
Box_W1	6	515 - 583	-	White	General	2700/3000/4000	80	40	91
Birba_W1	max 7	-	-	White Brass White Alum White	-	-	-	20	88
Minion	7	936	<22	White Black	Flood	3000	80	40	78
Box_W2	10	1030 - 1156	-	White	General	2700/3000/4000	80	40	90
Triad 2.0	12	1251	-	White	Diffused	3000	80	20	97
Switch		1300	-	White	Diffused	2700/3000/4000	80	54	79
Birba_W1	max 13	-	-	White Brass White Alum White	-	-	-	20	88
Birba_W2	max 2 x 7	-	-	White Brass White Alum White	-	-	-	20	88
Igloo_W	14	1717	-	White Polish Alum Black	General	3000	80	40	87
Box_W1		1457 - 1865	-	White	General	2700/3000/4000	80	40	91
Minion		1872	-	White Black	Flood	3000	80	40	78
Gypsum_W2	15	1927	<19	White	Diffused	3000	80	20	92
Regolo 160	18	2025	-	White Brown Anod. Al.	Diffused	3000	80	40	94
Switch		1800	-	White	Diffused	2700/3000/4000	80	54	79
Box_W2	19	2250 - 2433	-	White	General	2700/3000/4000	80	40	90
Igloo_S	20	2347	-	White Polish Alum Black	General	3000	80	40	86
Triad 2.0	21	2256	-	White	Diffused	3000	80	20	97
Tara_R_Q	23	2450	<22	White	Diffused	3000	80	20	82
Regolo 240	24	2030	-	White Brown Anod. Al.	Diffused	3000	80	40	94
Switch	25	2500	-	White	Diffused	2700/3000/4000	80	54	79
Birba_W2	max 2 x 13	-	-	White Brass White Alum White	-	-	-	20	88
Igloo_W	26	3434	-	White Polish Alum Black	General	3000	80	40	87
Polo_S	27,9	3650	<22	White	Diffused	3000	80	20	80
Box_W1	28	2914 - 3730	-	White	General	2700/3000/4000	80	40	91
Box_W2		2914 - 3523	-	White	General	2700/3000/4000	80	40	90
Tara_R		3150	-	White	Diffused	3000	80	20	83
Tara_R_Q	33	3680	<22	White	Diffused	3000	80	20	82
TU-TOP	36	4543	-	White	Diffused	3000	80	40	92
Triad 2.0		3925	-	White	Diffused	3000	80	20	97
Regolo 320		4050	-	White Brown Anod. Al.	Diffused	3000	80	40	94
Igloo_S	37	4694	-	White Polish Alum Black	General	3000	80	40	86
Box_W1	41	4371 - 5595	-	White	General	2700/3000/4000	80	40	91
Box_W2		4371 - 5284	-	White	General	2700/3000/4000	80	40	90
Tara_R	42	4725	-	White	Diffused	3000	80	20	83
Tara_R_Q	45	4900	<19	White	Diffused	3000	80	20	82
Polo_P	45,9	6080	<22	White	Diffused	3000	80	20	80
TU-TOP	48	6398	-	White	Diffused	3000	80	40	92
Igloo_S	55	7040	-	White Polish Alum Black	General	3000	80	40	86
Tara Maxi	56	6300	-	White	Diffused	3000	80	20	83
Tara Mega	72	8100	-	White	Diffused	3000	80	20	83

Dettagli costruttivi

Corpo lampada extra sottile, con appena 9 mm di spessore. Grazie alla particolare microprismatura del diffusore, l'illuminazione risulta brillante e confortevole, con elevato indice di resa cromatica CRI90. L'abbagliamento è ridotto, valori di UGR<19.

Construction details

Extra thin lamp body, just 9 mm thick. Thanks to the diffuser's particular microprisms, lighting is bright and comfortable with a high chromatic yield index, CRI90. Glare is reduced, UGR<19.

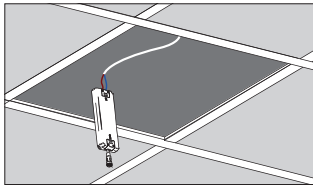


Installazione rapida

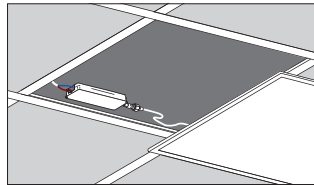
Corpo lampada in alluminio verniciato bianco, dall'ingombro minimo e pratico nell'installazione. Il Driver è incluso nell'articolo con cavo e connettore rapido "Easy Plug". Collegamento semplice in due rapidi punti.

Quick installation

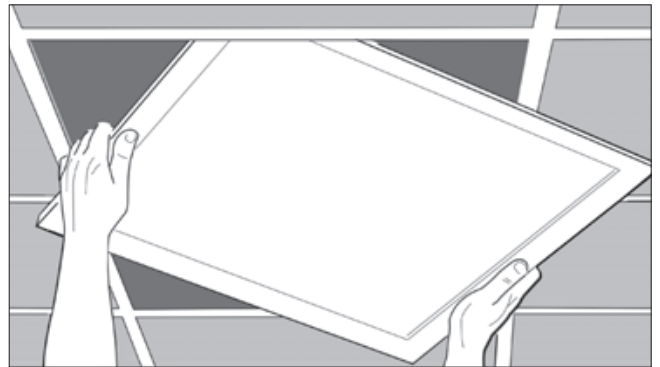
Lamp body in white painted aluminium with minimum bulk and practical installation. The Driver is included in the item with cable and "Easy Plug" quick connector. Simple connection in two quick points.



1. Collegamento del Driver alla rete elettrica.
1. Connection of the Driver to the electrical mains.



2. Collegamento Driver-Emy mediante connettore rapido "Easy Plug".
2. Driver-Emy connection using quick connector "Easy Plug".



Installazione in appoggio sul telaio del controsoffitto modulare.
Surface installation on the modular false ceiling frame.

Plafone o sospensione

Disponibile su richiesta accessorio cornice per installazione a plafone, mentre per installazione a sospensione è disponibile il kit con appositi agganci e cavi.

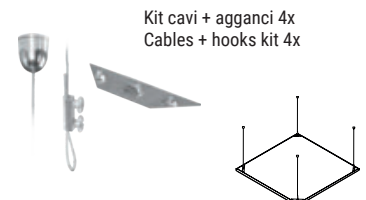
Surface or hanging installation

Frame accessory available on request for surface installation, whereas for hanging installation, the specific kit is available with appropriate hooks and cables.

Plafone Surface Installation














Sospensione Hanging Installation



Corpo in alluminio verniciato bianco, diffusore in polimetilmetacrilato. Disponibile nelle forme tonda, quadrata o rettangolare ed in varie misure, Tara racchiude le performance della tecnologia LED in un corpo dall'estetica semplice e curata. La gamma include modelli ON/OFF e versioni dimmerabili DIMMABLE, MAXI e MEGA.

White painted aluminum body and polymethylmethacrylate diffuser. Available in round, square or rectangular shape and in various sizes, Tara embodies the performance of the LED technology in a body with a simple and refined aesthetic. The range includes ON/OFF models and dimmable versions DIMMABLE, MAXI and MEGA.

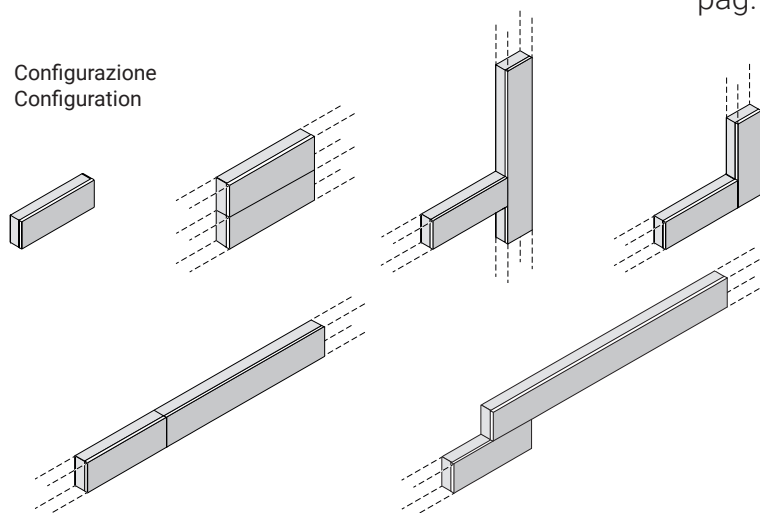
Tara_R	Tara_Q	Tara Dimmable	Tara Maxi	Tara Mega
 Ø 314 mm	 300 x 300 mm	 540 x 290 mm	 740 x 740 mm	 890 x 890 mm
 Ø 414 mm	 400 x 400 mm	 740 x 190 mm		
 Ø 507 mm	 500 x 500 mm	 1090 x 190 mm		

Igloo

A parete o a soffitto, gli articoli Igloo_S sono perfetti sia per installazioni singole che per composizioni più elaborate come linee continue, modulari a L, a T oppure complesse a piacere. La gamma comprende tre diverse finiture e la variante Igloo_W (solo applique), profonda appena 5 cm.

Ceiling/wall mounted, Igloo_S fixtures are perfect both for single installations and for more elaborate compositions such as continuous lines, modular L-shaped, T-shaped or complex shapes at will. The range includes three different finishes and the Igloo_W variant (wall light only), just 5 cm deep.

Configurazione
Configuration



Box

Spessa meno di 4 cm, Box_W è disponibile nelle versioni mono o bi-emissione, a scelta tra quattro diverse lunghezze e tre temperature colore: 2700K, 3000K e 4000K.


Less than 4 cm thick, Box_W is available in mono or bi-emission, with a choice of four different lengths and three color temperatures: 2700K, 3000K and 4000K.



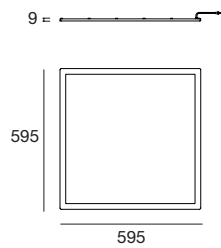
Temperatura colore
Color temperature



Misure (mm)
Sizes (mm)



Emy | Ceiling lights | topLED | 40W DC Max 1200mA

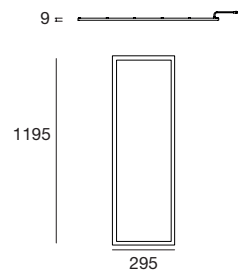
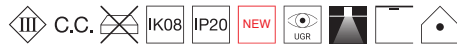


	CRI	UGR	Cct	lm S	lm D	Optic	
82831W00	White	90	≤19	3000	5000	4409	General
82831N00	White	90	≤19	4000	5000	4573	General

Accessories

99584	Suspension cables 4 pz.
99556	Surface frame 600x600
99970	Driver ON/OFF 135x45x25 - 1 art
99971	Driver DALI 112x64x30 - 1 art Driver DALI2 PUSH 112x64x30 - 1 art

Emy | Ceiling lights | topLED | 40W DC Max 1200mA

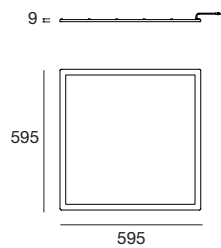


	CRI	UGR	Cct	lm S	lm D	Optic	
82833W00	White	90	<22	3000	4000	3369	General
82833N00	White	90	<22	4000	4000	3788	General

Accessories

99584	Suspension cables 4 pz.
99898	Surface frame 1200x300
99970	Driver ON/OFF 135x45x25 - 1 art
99971	Driver DALI 112x64x30 - 1 art Driver DALI2 PUSH 112x64x30 - 1 art

Emy | Ceiling lights | 220-240 V AC | topLED | 40W AC



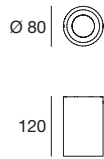
	CRI	UGR	Cct	lm S	lm D	Optic	
82832N00	White	90	<22	4000	4000	3743	General

Accessories

99584	Suspension cables 4 pz.
99556	Surface frame 600x600



Baton_R | Ceiling Lights | 176-264 V AC | 7,3 W DC - 9 W AC



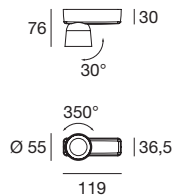
	CRI	UGR	Cct	lm S	lm D	Optic
64747W60	White	80	<22	3000	988	745 W. Flood (72°)

Baton_Q | Ceiling Lights | 176-264 V AC | 7,3 W DC - 9 W AC



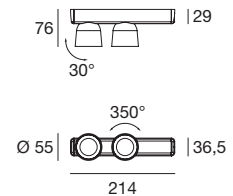
	CRI	UGR	Cct	lm S	lm D	Optic
64756W60	White	80	<22	3000	988	745 W. Flood (72°)

Minion_S1 | Ceiling Lights | 220-240 V | powerLED 7 W AC



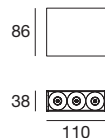
	CRI	UGR	Cct	lm S	lm D	Optic
8740	White	80	<22	3000	936	592 Flood
8742	Black	80	<22	3000	936	592 Flood

Minion_S2 | Ceiling Lights | 220-240 V | powerLED 2 x 7 W AC



	CRI	UGR	Cct	lm S	lm D	Optic
8748	White	80	<22	3000	1872	1011 Flood
8750	Black	80	<22	3000	1872	1011 Flood

Cell_S | Ceiling lights | 176-276 V AC | 3 x powerLEDs | 5 W DC - 7 W AC

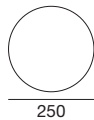


	CRI	UGR	Cct	lm S	lm D	Optic
65190W30	White Bk	92	<16	3000	597	439 Flood (33°)
65190W45	White Bk	92	<16	3000	597	439 W. Flood (49°)
65191W30	Black	92	<16	3000	597	357 Flood (33°)
65191W45	Black	92	<16	3000	597	357 W. Flood (49°)

Switch | Ceiling/Wall Lights | 220-240 V | topLED 12 W



62 |



250

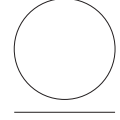


	CRI	UGR	Cct	lm S	lm D	Optic	
9170	White	80	<22	2700	1300	1070	Diffused
		80	<22	3000	1300	1109	Diffused
		80	<22	4000	1300	1151	Diffused

Switch | Ceiling/Wall Lights | 220-240 V | topLED 18 W



60 |



300

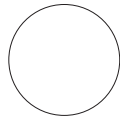


	CRI	UGR	Cct	lm S	lm D	Optic	
9171	White	80	<22	2700	1800	1615	Diffused
		80	<22	3000	1800	1664	Diffused
		80	<22	4000	1800	1715	Diffused

Switch | Ceiling/Wall Lights | 220-240 V | topLED 25 W




64 |



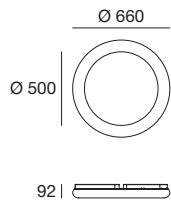
380



	CRI	UGR	Cct	lm S	lm D	Optic	
9172	White	80	<22	2700	2500	2247	Diffused
		80	<22	3000	2500	2316	Diffused
		80	<22	4000	2500	2388	Diffused



Polo_S | Ceiling/Wall Lights | 220-240 V | topLED 27,9 W DC - 31 W AC

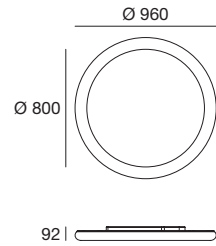


	CRI	UGR	Cct	lm S	lm D	Optic	
9160	White	80	<22	3000	3650	3222	Diffused

Accessories

KIT0107	Kit decentramento rosone ON/OFF (Ø 80) Decentralization kit ON/OFF canopy (Ø 80)
----------------	---

Polo_P | Ceiling/Wall Lights | 220-240 V | topLED 45,9 W DC - 51 W AC



	CRI	UGR	Cct	lm S	lm D	Optic	
9161	White	80	<22	3000	6080	5117	Diffused

Accessories

KIT0107	Kit decentramento rosone ON/OFF (Ø 80) Decentralization kit ON/OFF canopy (Ø 80)
KIT0108	Kit decentramento rosone DALI (Ø 160) Decentralization kit DALI canopy (Ø 160)



Birba_S | Ceiling Lights | 220-240 V | GU10 / E27



GU10 max 7 W LED bulb*

	CRI	UGR	Cct	lm S	lm D	Optic
9373	White	-	-	-	-	-
9375	Polish. Brass	-	-	-	-	-
9376	Polish. Alum.	-	-	-	-	-

E27 max 22 W LED bulb*

	CRI	UGR	Cct	lm S	lm D	Optic
9421	White	-	-	-	-	-
9423	Polish. Brass	-	-	-	-	-
9424	Polish. Alum.	-	-	-	-	-

* lampadina non inclusa / bulb not included

Birba_S | Ceiling Lights | 220-240 V | GU10 / E27



GU10 max 7 W LED bulb*

	CRI	UGR	Cct	lm S	lm D	Optic
9385	White	-	-	-	-	-
9387	Polish. Brass	-	-	-	-	-
9388	Polish. Alum.	-	-	-	-	-

E27 max 22 W LED bulb*

	CRI	UGR	Cct	lm S	lm D	Optic
9433	White	-	-	-	-	-
9435	Polish. Brass	-	-	-	-	-
9436	Polish. Alum.	-	-	-	-	-

* lampadina non inclusa / bulb not included

Birba_S | Ceiling Lights | 220-240 V | GU10 / E27



GU10 max 7 W LED bulb*

	CRI	UGR	Cct	lm S	lm D	Optic
9379	White	-	-	-	-	-
9381	Polish. Brass	-	-	-	-	-
9382	Polish. Alum.	-	-	-	-	-

E27 max 22 W LED bulb*

	CRI	UGR	Cct	lm S	lm D	Optic
9427	White	-	-	-	-	-
9429	Polish. Brass	-	-	-	-	-
9430	Polish. Alum.	-	-	-	-	-

* lampadina non inclusa / bulb not included

Birba_C | Ceiling Lights | 220-240 V | GU10 / E27



GU10 max 7 W LED bulb*

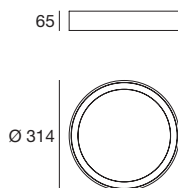
	CRI	UGR	Cct	lm S	lm D	Optic
9451	White	-	-	-	-	-
9453	Polish. Brass	-	-	-	-	-
9454	Polish. Alum.	-	-	-	-	-

E27 max 22 W LED bulb*

	CRI	UGR	Cct	lm S	lm D	Optic
9457	White	-	-	-	-	-
9459	Polish. Brass	-	-	-	-	-
9460	Polish. Alum.	-	-	-	-	-

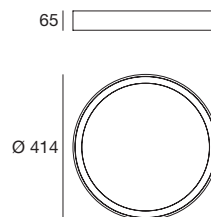
* lampadina non inclusa / bulb not included

Tara_R | Wall Lights | Ceiling Luminaires | 220-240 V | topLED 23 W



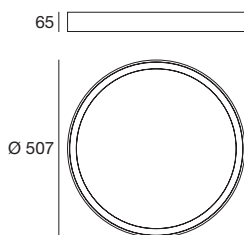
	CRI	UGR	Cct	lm S	lm D	Optic	
8334	White	80	<22	3000	2450	1764	Diffused

Tara_R | Wall Lights | Ceiling Luminaires | 220-240 V | topLED 33 W



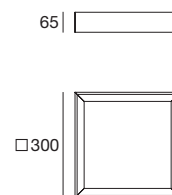
	CRI	UGR	Cct	lm S	lm D	Optic	
8337	White	80	<22	3000	3680	2466	Diffused

Tara_R | Wall Lights | Ceiling Luminaires | 220-240 V | topLED 45 W



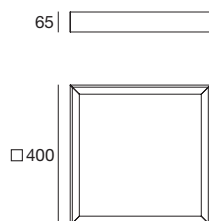
	CRI	UGR	Cct	lm S	lm D	Optic	
8340	White	80	<22	3000	4900	3525	Diffused

Tara_Q | Wall Lights | Ceiling Luminaires | 220-240 V | topLED 23 W



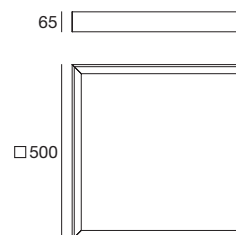
	CRI	UGR	Cct	lm S	lm D	Optic	
8325	White	80	<22	3000	2450	1360	Diffused

Tara_Q | Wall Lights | Ceiling Luminaires | 220-240 V | topLED 33 W



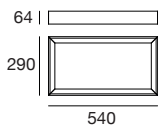
	CRI	UGR	Cct	lm S	lm D	Optic	
8328	White	80	<22	3000	3680	1898	Diffused

Tara_Q | Wall Lights | Ceiling Luminaires | 220-240 V | topLED 45 W



	CRI	UGR	Cct	lm S	lm D	Optic	
8331	White	80	<19	3000	4900	2720	Diffused

Tara Dimmable | Wall Lights | Ceiling Luminaires | 220-240 V | topLED 42 W

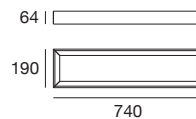


	CRI	UGR	Cct	lm S	lm D	Optic	
9015	White	80	-	3000	4725	2963	Diffused

Accessories

KIT0026	Phase-cut Dimmer (1-2 art. / max. 100 W)
----------------	--

Tara Dimmable | Wall Lights | Ceiling Luminaires | 220-240 V | topLED 28 W

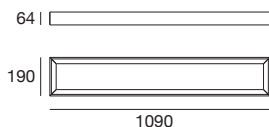


	CRI	UGR	Cct	lm S	lm D	Optic	
9018	White	80	-	3000	3150	1971	Diffused

Accessories

KIT0026	Phase-cut Dimmer (1-3 art. / max. 100 W)
----------------	--

Tara Dimmable | Wall Lights | Ceiling Luminaires | 220-240 V | topLED 42 W

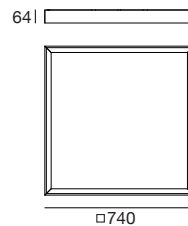


	CRI	UGR	Cct	lm S	lm D	Optic	
9021	White	80	-	3000	4725	2746	Diffused

Accessories

KIT0026	Phase-cut Dimmer (1-2 art. / max. 100 W)
----------------	--

Tara Maxi | Wall Lights | Ceiling Luminaires | 220-240 V | topLED 56 W

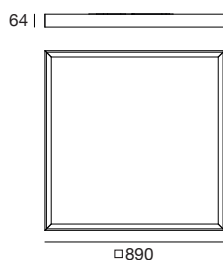


	CRI	UGR	Cct	lm S	lm D	Optic	
9024	White	80	-	3000	6300	On req	Diffused

Accessories

KIT0026	Phase-cut Dimmer (1 art. / max. 100 W)
----------------	--

Tara Mega | Wall Lights | Ceiling Luminaires | 220-240 V | topLED 72 W



	CRI	UGR	Cct	lm S	lm D	Optic	
9027	White	80	-	3000	8100	On req	Diffused

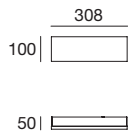

Accessories

KIT0026	Phase-cut Dimmer (1 art. / max. 100 W)
----------------	--



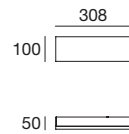



Igloo_S | Ceiling/Wall Lights | 220-240 V | topLED 20 W ON/OFF



	CRI	UGR	Cct	lm S	lm D	Optic	
9135	White	80	-	3000	2347	1315	General
9136	Polish Alum.	80	-	3000	2347	1315	General
9137	Black	80	-	3000	2347	1315	General

Igloo_S | Ceiling/Wall Lights | 220-240 V | topLED 20 W DALI

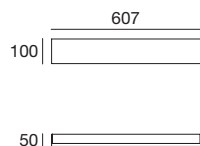



	CRI	UGR	Cct	lm S	lm D	Optic	
9138	White	80	-	3000	2347	1315	General
9139	Polish Alum.	80	-	3000	2347	1315	General
9140	Black	80	-	3000	2347	1315	General

Accessories

KIT0096 Staffa di giunzione / Junction bracket - Pag. 301

Igloo_S | Ceiling/Wall Lights | 220-240 V | topLED 37 W DALI

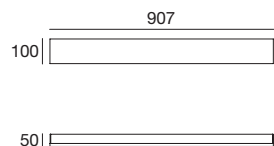


	CRI	UGR	Cct	lm S	lm D	Optic	
9141	White	80	-	3000	4694	3138	General
9142	Polish Alum.	80	-	3000	4694	3138	General
9143	Black	80	-	3000	4694	3138	General

Accessories

KIT0098 Staffa di giunzione / Junction bracket - Pag. 301

Igloo_S | Ceiling/Wall Lights | 220-240 V | topLED 55 W DALI




	CRI	UGR	Cct	lm S	lm D	Optic	
9144	White	80	-	3000	7040	4832	General
9145	Polish Alum.	80	-	3000	7040	4832	General
9146	Black	80	-	3000	7040	4832	General

Accessories

KIT0099 Staffa di giunzione / Junction bracket - Pag. 301

Igloo_W | Wall Lights | 220-240 V | topLED 14 W ON/OFF



308
35 | _____
58 | _____

	CRI	UGR	Cct	lm S	lm D	Optic
9147	White	80	-	3000	1717 874	General
9148	Polish Alum.	80	-	3000	1717 874	General
9149	Black	80	-	3000	1717 874	General

Igloo_W | Wall Lights | 220-240 V | topLED 26 W ON/OFF

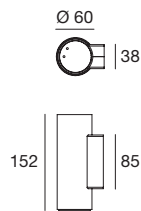


607
35 | _____
58 | _____

	CRI	UGR	Cct	lm S	lm D	Optic
9150	White	80	-	3000	3434 1961	General
9151	Polish Alum.	80	-	3000	3434 1961	General
9152	Black	80	-	3000	3434 1961	General



Birba_W1 mono emission | Wall Lights | 220-240 V | GU10 / E27



GU10 max 7 W LED bulb*

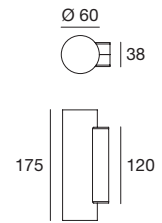
	CRI	UGR	Cct	lm S	lm D	Optic
9391	White	-	-	-	-	-
9393	Brass White	-	-	-	-	-
9394	Alum. White	-	-	-	-	-

E27 max 13 W / Ø 60 mm LED bulb*

	CRI	UGR	Cct	lm S	lm D	Optic
9439	White	-	-	-	-	-
9441	Brass White	-	-	-	-	-
9442	Alum. White	-	-	-	-	-

* lampadina non inclusa / bulb not included

Birba_W2 bi-emission | Wall Lights | 220-240 V | GU10 / E27



GU10 max 2 x 7 W LED bulb*

	CRI	UGR	Cct	lm S	lm D	Optic
9397	White	-	-	-	-	-
9399	Brass White	-	-	-	-	-
9400	Alum. White	-	-	-	-	-

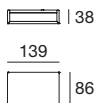
E27 max 2 x 13 W / Ø 60 mm LED bulb*

	CRI	UGR	Cct	lm S	lm D	Optic
9445	White	-	-	-	-	-
9447	Brass White	-	-	-	-	-
9448	Alum. White	-	-	-	-	-

* lampadina non inclusa / bulb not included



Box_W2 bi-emission | Wall Lights | 220-240 V | topLED 10 W



	CRI	UGR	Cct	lm S	lm D	Optic	
8255M	White	80	-	2700	1030	729	General
8255	White	80	-	3000	1122	795	General
8255N	White	80	-	4000	1156	895	General

Accessories

KIT0026	Phase-cut Dimmer (max. 100 W)
----------------	-------------------------------

Box_W2 bi-emission | Wall Lights | 220-240 V | topLED 19 W

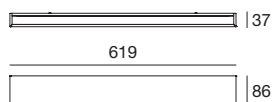


	CRI	UGR	Cct	lm S	lm D	Optic	
8256M	White	80	-	2700	2250	1313	General
8256	White	80	-	3000	2256	1510	General
8256N	White	80	-	4000	2433	1700	General

Accessories

KIT0026	Phase-cut Dimmer (max. 100 W)
----------------	-------------------------------

Box_W2 bi-emission | Wall Lights | 220-240 V | topLED 28 W

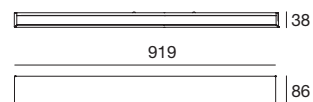


	CRI	UGR	Cct	lm S	lm D	Optic	
8257M	White	80	-	2700	2914	1913	General
8257	White	80	-	3000	3390	2225	General
8257N	White	80	-	4000	3523	2501	General

Accessories

KIT0026	Phase-cut Dimmer (max. 100 W)
----------------	-------------------------------

Box_W2 bi-emission | Wall Lights | 220-240 V | topLED 41 W

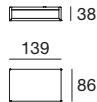


	CRI	UGR	Cct	lm S	lm D	Optic	
8258M	White	80	-	2700	4371	2799	General
8258	White	80	-	3000	5085	3255	General
8258N	White	80	-	4000	5284	3665	General

Accessories


KIT0026	Phase-cut Dimmer (max. 100 W)
----------------	-------------------------------

Box_W1 mono-emission | Wall Lights | 220-240 V | topLED 6 W



	CRI	UGR	Cct	lm S	lm D	Optic	
8770M	White	80	-	2700	515	443	General
8770	White	80	-	3000	561	499	General
8770N	White	80	-	4000	583	550	General

Box_W1 mono-emission | Wall Lights | 220-240 V | topLED 14 W

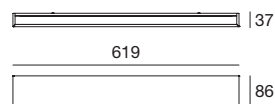


	CRI	UGR	Cct	lm S	lm D	Optic	
8772M	White	80	-	2700	1457	On req	General
8772	White	80	-	3000	1695	1167	General
8772N	White	80	-	4000	1865	1285	General

Accessories

KIT0026	Phase-cut Dimmer (max. 100 W)
----------------	-------------------------------

Box_W1 mono-emission | Wall Lights | 220-240 V | topLED 28 W

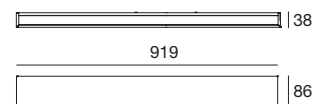


	CRI	UGR	Cct	lm S	lm D	Optic	
8774M	White	80	-	2700	2914	On req	General
8774	White	80	-	3000	3390	2333	General
8774N	White	80	-	4000	3730	2568	General

Accessories

KIT0026	Phase-cut Dimmer (max. 100 W)
----------------	-------------------------------

Box_W1 mono-emission | Wall Lights | 220-240 V | topLED 41 W

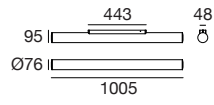


	CRI	UGR	Cct	lm S	lm D	Optic	
8776M	White	80	-	2700	4371	On req	General
8776	White	80	-	3000	5085	3418	General
8776N	White	80	-	4000	5595	3760	General

Accessories

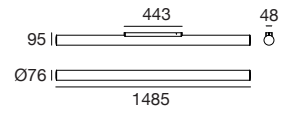
KIT0026	Phase-cut Dimmer (max. 100 W)
----------------	-------------------------------

TU-TOP | Ceiling/Wall Lights | 220-240 V | topLED 36 W



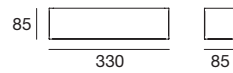
	CRI	UGR	Cct	lm S	lm D	Optic	
8850	White	80	-	3000	4543	4107	Diffused

TU-TOP | Ceiling/Wall Lights | 220-240 V | topLED 48 W



	CRI	UGR	Cct	lm S	lm D	Optic	
8851	White	80	-	3000	6398	5370	Diffused

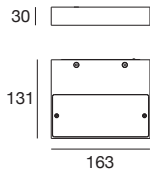
Gypsum_W2 bi-emission | Wall Lights | 220-240 V | topLED 15 W 350 mA



	CRI	UGR	Cct	lm S	lm D	Optic	
60817W00	White	80	<19	3000	1927	1039	Diffused

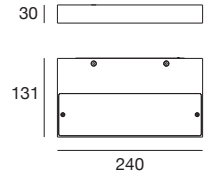


Regolo 160 | Wall Lights | 220-240 V | topLED 18 W



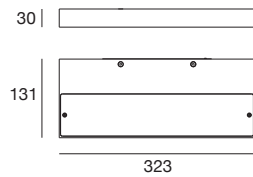
	CRI	UGR	Cct	lm S	lm D	Optic
9035	White	80	-	3000	2025 1485	Diffused
9036	Brown	80	-	3000	2025 1485	Diffused
9037	Anod AL	80	-	3000	2025 1485	Diffused

Regolo 240 | Wall Lights | 220-240 V | topLED 24 W



	CRI	UGR	Cct	lm S	lm D	Optic
9040	White	80	-	3000	2700 2030	Diffused
9041	Brown	80	-	3000	2700 2030	Diffused
9042	Anod AL	80	-	3000	2700 2030	Diffused

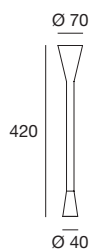
Regolo 320 | Wall Lights | 220-240 V | topLED 36 W



	CRI	UGR	Cct	lm S	lm D	Optic
9045	White	80	-	3000	4050 2911	Diffused
9046	Brown	80	-	3000	4050 2911	Diffused
9047	Anod AL	80	-	3000	4050 2911	Diffused

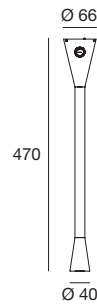


Snake_W1 | Wall Lights | Ceiling Luminaires | 220-240 V | topLED 2 W



	CRI	UGR	Cct	lm S	lm D	Optic	
7220	White	90	-	3000	200	125	Diffused
7221	Black	90	-	3000	200	125	Diffused

Snake_W1 Switch | Wall Lights | Ceiling Luminaires | 220-240 V | topLED 2 W

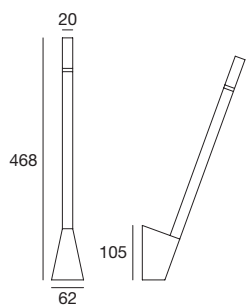


	CRI	UGR	Cct	lm S	lm D	Optic	
7232	White	90	-	3000	200	125	Diffused
7233	Black	90	-	3000	200	125	Diffused



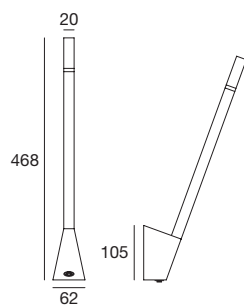
ON/OFF Switch

Snake_W3 | Wall Lights | 220-240 V | topLED 2 W



	CRI	UGR	Cct	lm S	lm D	Optic	
7226	White	90	-	3000	200	117	Diffused
7227	Black	90	-	3000	200	117	Diffused

Snake_W3 Switch | Wall Lights | 220-240 V | topLED 2 W

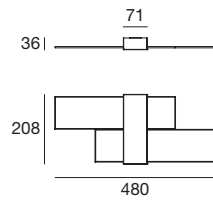



	CRI	UGR	Cct	lm S	lm D	Optic	
7234	White	90	-	3000	200	117	Diffused
7235	Black	90	-	3000	200	117	Diffused



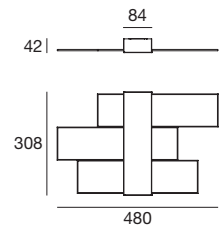
ON/OFF Switch

Triad 2.0 | Wall Lights | Ceiling Luminaires | 220-240 V | topLED 12 W



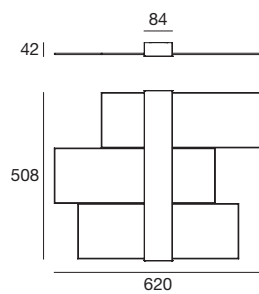
	CRI	UGR	Cct	lm S	lm D	Optic
90335	White	80	-	3000	1251	On req Diffused

Triad 2.0 | Wall Lights | Ceiling Luminaires | 220-240 V | topLED 21 W



	CRI	UGR	Cct	lm S	lm D	Optic
90336	White	80	-	3000	2256	On req Diffused

Triad 2.0 | Wall Lights | Ceiling Luminaires | 220-240 V | topLED 36 W



	CRI	UGR	Cct	lm S	lm D	Optic
90337	White	80	-	3000	3925	On req Diffused



Linear System



Products abacus Linear System

ROLLIP35_MC	ROLLIP70_MC	INK SYSTEM	FILO+	ICE_CUT
				

Ink_system range

Moduli luminosi lineari e proiettori / Linear & Projectors Light modules

PRODUCT	WATT	LM S'	LENGTH	FINISH	OPTICS	Cct	CRI	IP	PAGE
Linear module Diffused	11	1040	300mm	Black	General	3000	92	40	111
	22	2081	600mm	Black	General	3000	92	40	111
	33	3120	900mm	Black	General	3000	92	40	111
Anti-glaring linear module	7	641	300mm	Black	Flood UGR<11	3000	92	40	111
	14	1282	600mm	Black	Flood UGR<11	3000	92	40	111
Linear module	11	1040	300mm	Black	General	3000	92	40	111
	22	2081	600mm	Black	General	3000	92	40	111
Anti-glaring Projector	6	709	104/225mm	Black	Spot/Flood	3000	92	40	113
	12	1068	104/225mm	Black	Spot/Flood	3000	92	40	113
	22	2534	114/225mm	Black	Spot/Flood/ W.Flood	3000	92	40	113
Projector Focus	12	1234	104/225mm	Black	Adjustable	3000	92	40	113

Moduli luminosi a sospensione / Suspension Lights modules

PRODUCT	WATT	LM S'	LENGTH	FINISH	OPTICS	Cct	CRI	IP	PAGE
Suspension	6	709	104/225mm	Black	W.Flood	3000	92	40	112
Anti-glaring linear Suspension	9	781	900mm	Black	W.Flood	3000	92	40	112
	12	1041	1200mm	Black	W.Flood	3000	92	40	112
Linear Suspension	22	2081	900mm	Black	General	3000	92	40	112
	29	2744	1200mm	Black	General	3000	92	40	112
Linear Suspension 360°	27	3180	900mm	Black	General	3000	92	40	112
	35	4063	1200mm	Black	General	3000	92	40	112

Moduli luminosi strip / Lights Strip modules

PRODUCT	W/m	LM S'	LENGTH	FINISH	OPTICS	Cct	CRI	IP	PAGE
Light_units	3,2	404 - 2022	1/2,5/5 m	-	General	3000	92	40	110
	12,6	1510 - 7544	1/2,5/5 m	-	General	3000	92	40	110

Rollip range

Elementi lineari professionali incassati / Professional Recessed Linear lights

PRODUCT	WATT	LM S ¹	LENGTH	FINISH	OPTICS	Cct	CRI	IP	PAGE
Rollip35_MC	18	2544	1002mm	White	Opaline / Asymm.	3000	80	40/54	106
	19	2544	532x532mm	White	Opaline / Asymm.	3000	80	40/54	106
	27	3816	1503mm	White	Opaline / Asymm.	3000	80	40/54	106
	35	5088	2004mm	White	Opaline / Asymm.	3000	80	40/54	106
	50	7632	3006mm	White	Opaline / Asymm.	3000	80	40/54	106
Rollip70_MC	18	2544	1002mm	White	Opaline/Asymm./UGR<19	3000	80	40/54	107
	19	2544	551x551mm	White	Opaline/Asymm./UGR<19	3000	80	40/54	107
	27	3816	1503mm	White	Opaline/Asymm./UGR<19	3000	80	40/54	107
	35	5088	2004mm	White	Opaline/Asymm./UGR<19	3000	80	40/54	107

Fylo+ range

Elementi lineari architeturali / Architectural Linear lights

PRODUCT	W/m	LM S ¹	LENGTH	FINISH	LED source	Cct	CRI	IP	PAGE
Direct_1	3,2W ≈ 25W	1800 ≈ 13130	1000 - 2000	White	Inflex - LED strip	2700/3000/4000	80/85	-	121
Recessed_1		1800 ≈ 13130	1000 - 2000	White	Inflex - LED strip	2700/3000/4000	80/85	-	121
Recessed_2		1800 ≈ 13130	1000 - 2000	White	Inflex - LED strip	2700/3000/4000	80/85	-	121
Recessed_3		1800 ≈ 13130	2000	White	Inflex - LED strip	2700/3000/4000	80/85	-	121
Recessed_4		1800 ≈ 13130	1000 - 2000	White	Inflex - LED strip	2700/3000/4000	80/85	-	122
Recessed_5	1800 ≈ 13130	1000 - 2000	White	Inflex - LED strip	2700/3000/4000	80/85	-	122	
Surface_1	5W ≈ 14,4W	2300 ≈ 5400	1000 - 2000	White	Inflex - LED strip	2700/3000/4000	80/85	-	122
Surface_2		2300 ≈ 5400	1000 - 2000	White	Inflex - LED strip	2700/3000/4000	80/85	-	122
Surface_3		2300 ≈ 5400	1000 - 2000	White	Inflex - LED strip	2700/3000/4000	80/85	-	123
Surface_4		2300 ≈ 5400	2000	White	Inflex - LED strip	2700/3000/4000	80/85	-	123

Ice_cut range

Elementi lineari singoli / Stand alone Linear lights

PRODUCT	W/m	LM S ¹	LENGTH	FINISH	OPTICS	Cct	CRI	IP	PAGE
Ice_cut	12	877	1010mm	White	General	3000	80	40	124

Definizione ottiche / Optics specify

Spot	Spot	11° > 24°
Flood	Flood	25° > 44°
W. Flood	Wide Flood	45° > 79°
General	General	-
Asymm.	Asymmetric	-

¹ i dati si riferiscono al flusso luminoso della sorgente /
¹ data are referred to the source's luminous flux

Si può sempre cambiare

Profili luminosi e sospensioni lineari con emissione diffusa oppure ad UGR controllato grazie ad apposite celle darklight, faretto orientabili con tre diverse ottiche e sospensioni spot. La gamma INK comprende tanti articoli luminosi con sistema di aggancio ultrarapido al cavo di gomma: basta scegliere la posizione preferita, fissare l'apparecchio tramite leggera pressione e avvitare i grani di sicurezza con l'apposita brugola in dotazione. Il cavo funge da conduttore sicuro ed affidabile, non necessita di protezioni o accorgimenti installativi particolari e permette la massima libertà di posizionamento. Cambiare è facilissimo: basta svitare le brugole, estrarre l'articolo e spostarlo a piacimento!

You can always change

Light profiles and linear suspensions with diffused emission or UGR controlled by special darklight cells, adjustable spotlights with three different optics and spot suspensions. The INK range includes many luminous articles with an ultra-fast coupling system to the rubber cable: just choose the preferred position, fix the luminaire by light pressure and screw in the safety dowels with the special Allen key supplied. The cable acts as a safe and reliable conductor does not require any special protection or installation measures and allows maximum freedom of positioning. Changing is very easy: just unscrew the hex screws, remove the item and move it as you like!



Una volta disposti gli estrusi, posizionare le sezioni di cavo opportunamente tagliate. L'aggancio del cavo di gomma avviene tramite incastro della parte cava nell'estruso, che funge così da binario. Non servono accessori né sistemi di fissaggio. Con la stessa facilità con la quale si inserisce, il cavo si può togliere.

Once the extrusions have been arranged, position the cable sections properly cut. The rubber cable is then connected by inserting the hollow part into the extruded part, which acts as a rail. No accessories or fixing systems required. The cable can be removed just as easily as it can be inserted.



Inserire la strip nell'alloggiamento premendo col pollice e seguendo mano il cavo in tutta la sua lunghezza.

Then insert the strip into the housing by pressing with your thumb and following the entire length of the cable as you go along.



Il collegamento avviene tramite inserimento del raccordo: spingere il pezzo di giunzione assicurandosi che gli innesti a pin facciano presa su entrambe le estremità e si conficchino correttamente nella gomma.

The connection is made by inserting the fitting: push the joint piece making sure that the pin plugs grip at both ends and fit correctly into the rubber.



La tesata è ruotabile di 360° (procedendo a step intermedi di 90°). Per farlo è necessario scoprire la staffa di fissaggio togliendo la copertura, ruotare il cavo e le estremità a cui è agganciato e richiudere la copertura.

The stretching can be rotated by 360° (proceeding in intermediate steps of 90°). To do this, uncover the fixing bracket by removing the cover, rotate the cable and the ends to which it is attached and, once the desired inclination has been reached, close the cover.



Installare a parete l'estruso di partenza in modo che l'estremità sia in corrispondenza di uno dei due vani, posizionati rispettivamente sul lato lungo e corto della base rettangolare. È possibile sceglierne soltanto uno: pertanto, prima di procedere, è necessario aver definito con chiarezza il percorso che dovrà fare il sistema.

Install the starting extrudate on the wall so that the end is in correspondence of one of the two compartments, positioned respectively on the long and short sides of the rectangular base. It is possible to choose only one: therefore, before proceeding, it is necessary to have clearly defined the path that the system will have to cover.



Una volta completato il percorso, tagliare il cavo della lunghezza desiderata e inserirlo in corrispondenza della guida, procedendo con il cablaggio come indicato nel foglio di istruzioni.

When the route is complete, cut the cable to the desired length and insert it into the guide, proceeding with the wiring as indicated in the instruction sheet.



Design e integrazione

Attorno al concetto di integrazione ruota il design della gamma Rollip a incasso. Disponibile sia in versione modulare che nelle configurazioni complete nelle varianti da 35 e 70mm di larghezza, Rollip affianca al meglio le esigenze del progettista. La farfalla di montaggio garantisce un'installazione veloce e sicura su cartongessi, da 22 a 6 mm per le Rollip35, da 30 a 6 mm per le Rollip70: questo sistema permette un fissaggio permanente e sicuro del prodotto con possibilità di rimozione facile, senza provocare danni al cartongesso.

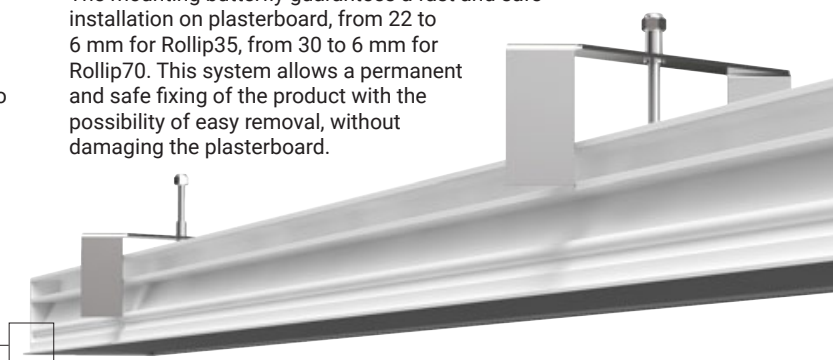
Design and integration

The design of the Rollip recessed range revolves around the integration concept. Available both in a modular version and in complete configurations in 35 and 70mm wide variants, Rollip is the best complement to the designer's needs. The mounting butterfly guarantees a fast and safe installation on plasterboard, from 22 to 6 mm for Rollip35, from 30 to 6 mm for Rollip70. This system allows a permanent and safe fixing of the product with the possibility of easy removal, without damaging the plasterboard.

IP40
IP54



5 mm di battuta
5 mm frame




Diffusore a rotolo

Il diffusore a rotolo consente di creare linee di luce prive di interruzioni, semplificando le operazioni di montaggio. Le Rollip modulari a incasso permettono di scegliere tra diverse tipologie di diffusore, in base all'emissione desiderata. Rollip35_MC propone diffusore a rotolo opalino in sezioni da 5, 10, 20 e 50 metri, oppure diffusore a rotolo con filtro asimmetrico nelle misure da 5 e 10 metri. Rollip70_MC include le medesime versioni con larghezza maggiorata, aggiungendo la possibilità di optare per la variante con filtro UGR<19 da 5 o 10 metri per applicazione a norma in ambienti lavorativi dove si prevede l'utilizzo di monitor e display vari (norma EN12464-1). I diffusori sono combinabili tra loro, grazie all'estetica inalterata di tutti e tre i modelli.

Roller diffuser

The roll diffuser allows the creation of uninterrupted lines of light, simplifying assembly operations. The modular recessed Rollips allow the user to choose between different types of diffuser, according to the desired emission. Rollip35_MC offers opaline roll diffuser in sections of 5, 10, 20 and 50 metres, or roll diffuser with an asymmetrical filter in sizes 5 and 10 metres. Rollip70_MC includes the same versions with increased width, adding the possibility to opt for the variant with UGR filter<19 5 or 10 metres for application in working environments where the use of various monitors and displays is expected (standard EN12464-1). The roll diffusers can be combined with each other, thanks to the unaltered aesthetics of all three models.



Accessori

Il kit tappi contiene due elementi che chiudono le estremità del sistema preservandone l'estetica ed il grado IP54. La dima ordinabile a parte permette un taglio pulito e lineare del cartongesso, per un foro perfettamente a misura per l'incastro dell'apparecchio a incasso. La dima consente inoltre linee di taglio molto lunghe e precise. Estremamente semplice da usare, il kit include due pezzi con incastrati complementari.

Accessories

The cap kit contains two elements that close the ends of the system, preserving the aesthetics and the IP54 degree. The separately ordered template allows a clean and linear cut of the plasterboard, for a perfectly sized hole for the recessed luminaire. The template also allows very long and precise cutting lines. Extremely easy to use, the kit includes two pieces with complementary joints.

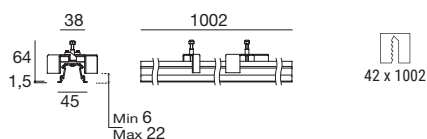




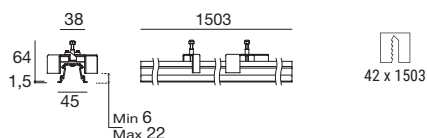
Rollip35_MC | Lines | 24 V DC | topLED



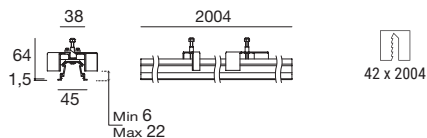
18 W DC - 1002 mm	CRI	UGR	Cct	lm S	lm D	Optic
65204W	White	80	-	3000	2544	On req



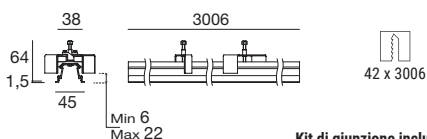
27 W DC - 1503 mm	CRI	UGR	Cct	lm S	lm D	Optic
65205W	White	80	-	3000	3816	On req



35 W DC - 2004 mm	CRI	UGR	Cct	lm S	lm D	Optic
65206W	White	80	-	3000	5088	On req

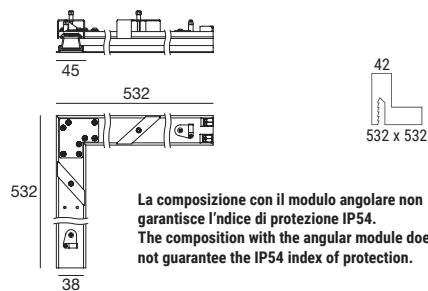


50 W DC - 3006 mm	CRI	UGR	Cct	lm S	lm D	Optic
65207W	White	80	-	3000	7632	On req



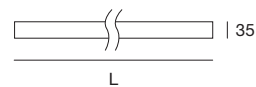
Kit di giunzione incluso / Joining kit included

19 W DC - 532x532 mm	CRI	UGR	Cct	lm S	lm D	Optic
65233W	White	80	-	3000	2544	On req



99374 ON/OFF 75 W	99331 ON/OFF 150 W	99332 0/1-10V 150 W	83062 DALI/PUSH 150 W	99787 DALI 240 W
--------------------------------	---------------------------------	----------------------------------	------------------------------------	-------------------------------

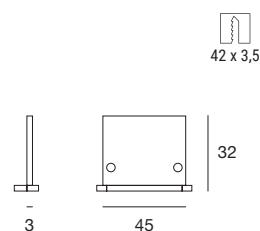

Rollip35 | Diffusore a rotolo / Roller diffuser



Description		
65212	Opaline	Diffusore opalino 5 m / Opaline diffuser 5 m
65213	Opaline	Diffusore opalino 10 m / Opaline diffuser 10 m
65214	Opaline	Diffusore opalino 20 m / Opaline diffuser 20 m
65215	Opaline	Diffusore opalino 50 m / Opaline diffuser 50 m

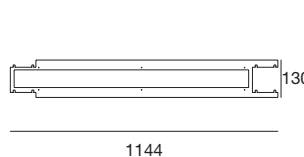
Description		
65234	Opaline	Diffusore asimmetrico 5m / Asymmetric diffuser 5 m
65235	Opaline	Diffusore asimmetrico 10 m / Asymmetric diffuser 10 m

Rollip35 | Kit tappi / Caps kit




Description		
65219	White	Kit tappi (2 x) / Caps kit (2 x)

Rollip35 | Dima / Template

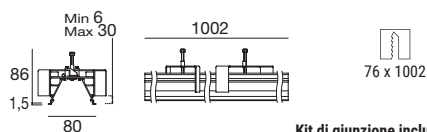


Description		
99800	White	Dima (2 x) / Template (2 x)

Rollip70_MC | Lines | 24 V DC | topLED

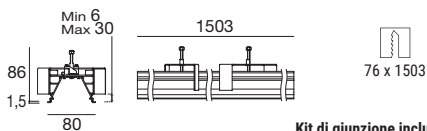


18 W DC - 1002 mm	CRI	UGR	Cct	lm S	lm D	Optic
65200W	White	80	-	3000	2544	On req



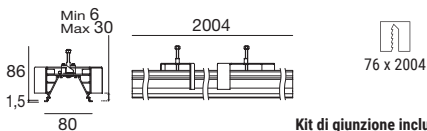
Kit di giunzione incluso / Joining kit included

27 W DC - 1503 mm	CRI	UGR	Cct	lm S	lm D	Optic
65201W	White	80	-	3000	3816	On req



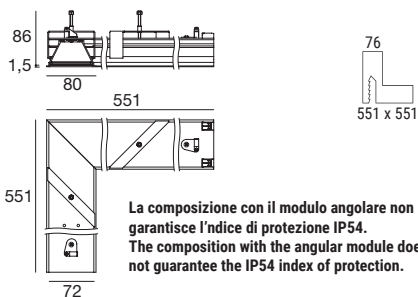
Kit di giunzione incluso / Joining kit included

35 W DC - 2004 mm	CRI	UGR	Cct	lm S	lm D	Optic
65202W	White	80	-	3000	5088	On req



Kit di giunzione incluso / Joining kit included

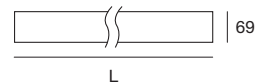
19 W DC - 551x551 mm	CRI	UGR	Cct	lm S	lm D	Optic
65231W	White	80	-	3000	2544	On req



La composizione con il modulo angolare non garantisce l'indice di protezione IP54.
The composition with the angular module does not guarantee the IP54 index of protection.

99374 ON/OFF 75 W	99331 ON/OFF 150 W	99332 0/1-10V 150 W	83062 DALI/PUSH 150 W	99877 DALI 240 W
--------------------------------	---------------------------------	----------------------------------	------------------------------------	-------------------------------

Rollip70 | Diffusore a rotolo / Roller diffuser



Description

65208	Opaline	Diffusore opalino 5 m / Opaline diffuser 5 m
65209	Opaline	Diffusore opalino 10 m / Opaline diffuser 10 m
65210	Opaline	Diffusore opalino 20 m / Opaline diffuser 20 m
65211	Opaline	Diffusore opalino 50 m / Opaline diffuser 50 m

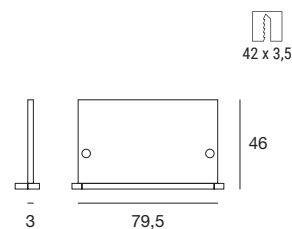

Description

65238	Opaline	Diffusore asimmetrico 5 m / Asymmetric diffuser 5 m
65239	Opaline	Diffusore asimmetrico 10 m / Asymmetric diffuser 10 m

Description

65236	Opaline	Diffusore anti-abbagliamento UGR<19 / UGR<19 anti-glaring diffuser	5 m
65237	Opaline	Diffusore anti-abbagliamento UGR<19 / UGR<19 anti-glaring diffuser	10 m

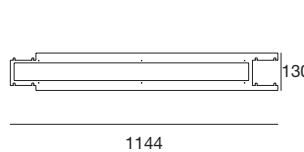
Rollip70 | Kit tappi / Caps kit



Description

65218	White	Kit tappi (2 x) / Caps kit (2 x)
--------------	-------	----------------------------------

Rollip70 | Dima / Template



Description

99801	White	Dima (2 x) / Template (2 x)
--------------	-------	-----------------------------





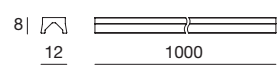
Ink system | Cavo / Cable



Description

81410	Black	5+1 m
81411	Black	10+1 m

Ink system | Estruso parete/soffitto / Wall/ceiling extruded



Description

81430	Black	Kit 2 x
81426	Black	Kit 5 x

Ink system_L | LED Strips



Basic 3,2 W/m DC

	Length	CRI	UGR	Cct	lm S	lm D	Optic
82946W00	1 m	92	-	3000	404	271	General (121°)
82947W00	2,5 m	92	-	3000	1011	677	General (121°)
82948W00	5 m	92	-	3000	2022	1354	General (121°)

Hi-Flux 12,6 W/m DC

	Length	CRI	UGR	Cct	lm S	lm D	Optic
82949W00	1 m	92	-	3000	1510	1138	General (121°)
82950W00	2,5 m	92	-	3000	3777	2845	General (121°)
82951W00	5 m	92	-	3000	7544	5690	General (121°)

Ink system_L | LED Strips



Basic 3,2 W/m DC

	Length	CRI	UGR	Cct	lm S	lm D	Optic
83990W00	1 m	92	-	3000	404	271	General (121°)
83991W00	2,5 m	92	-	3000	1010	677	General (121°)
83992W00	5 m	92	-	3000	2020	1354	General (121°)

Hi-Flux 12,6 W/m DC

	Length	CRI	UGR	Cct	lm S	lm D	Optic
83987W00	1 m	92	-	3000	1510	1138	General (121°)
83988W00	2,5 m	92	-	3000	3777	2845	General (121°)
83989W00	5 m	92	-	3000	7544	5690	General (121°)

Ink system_L | Modulo lineare Diffuso / Linear module Diffused




11 W DC - L 300 mm	CRI	UGR	Cct	lm S	lm D	Optic
83943W00 Black	92	-	3000	1040	652	General (158°)
22 W DC - L 600 mm						
83944W00 Black	92	-	3000	2081	1350	General (158°)
33 W DC - L 900 mm						
83945W00 Black	92	-	3000	3120	1985	General (158°)



11 W DC - L 486 mm	CRI	UGR	Cct	lm S	lm D	Optic
83972W00 Black	92	-	3000	1040	652	General (158°)
22 W DC - L 786 mm						
83973W00 Black	92	-	3000	2081	1350	General (158°)
33 W DC - L 1086 mm						
83974W00 Black	92	-	3000	3120	1985	General (158°)

Ink system_L | Modulo lineare / Linear module



11 W DC - L 300 mm	CRI	UGR	Cct	lm S	lm D	Optic
82914W00 Black	92	-	3000	1040	396	General (110°)
22 W DC - L 600 mm						
82916W00 Black	92	-	3000	2081	791	General (110°)



11 W DC - L 465 mm	CRI	UGR	Cct	lm S	lm D	Optic
83968W00 Black	92	-	3000	1040	396	General (110°)
22 W DC - L 765 mm						
83969W00 Black	92	-	3000	2081	791	General (110°)


Ink system_L UGR | Modulo lineare anti-glaring / Anti-glaring linear module



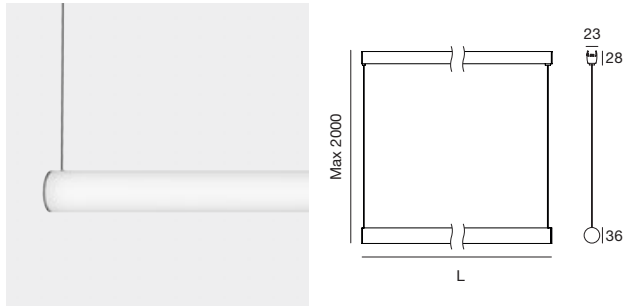
7 W DC - L 300 mm	CRI	UGR	Cct	lm S	lm D	Optic
82918W30 Black	92	<11	3000	641	260	Flood (35°)
14 W DC - L 600 mm						
82920W30 Black	92	<11	3000	1282	520	Flood (35°)



7 W DC - L 465 mm	CRI	UGR	Cct	lm S	lm D	Optic
83970W30 Black	92	<11	3000	641	260	Flood (35°)
14 W DC - L 800 mm						
83971W30 Black	92	<11	3000	1282	520	Flood (35°)

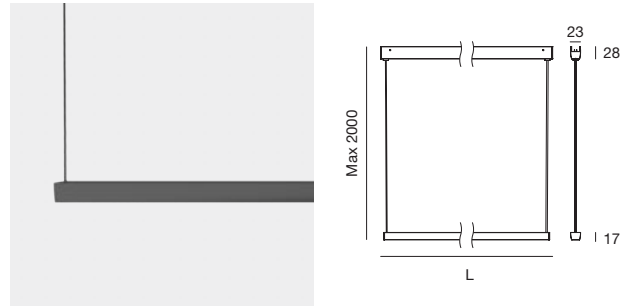


Ink system_LP | Sospensione lineare 360° / Linear Suspension 360°



27 W DC - L 900 mm	CRI	UGR	Cct	lm S	lm D	Optic
83949W00 Black	92	-	3000	3180	1983	General (360°)
35 W DC - L 1200 mm						
83950W00 Black	92	-	3000	4063	2560	General (360°)

Ink system_LP UGR | Sospensione lineare Anti-glaring / Anti-glaring linear Suspension

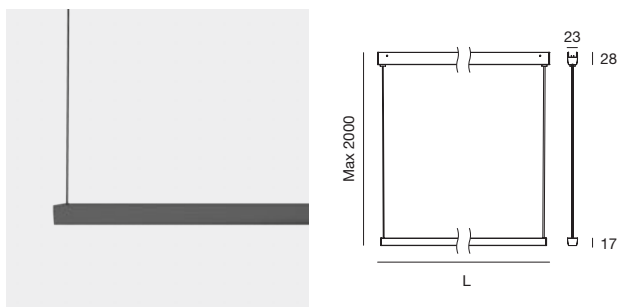


9 W DC - L 900 mm	CRI	UGR	Cct	lm S	lm D	Optic
82932W30 Black	92	-	3000	781	275	W. Flood (46°)
12 W DC - L 1200 mm						
82944W30 Black	92	-	3000	1041	377	W. Flood (46°)



9 W DC - L 900 mm	CRI	UGR	Cct	lm S	lm D	Optic
83982W30 Black	92	-	3000	781	275	W. Flood (46°)
12 W DC - L 1200 mm						
83983W30 Black	92	-	3000	1041	377	W. Flood (46°)

Ink system_LP | Sospensione lineare / Linear Suspension

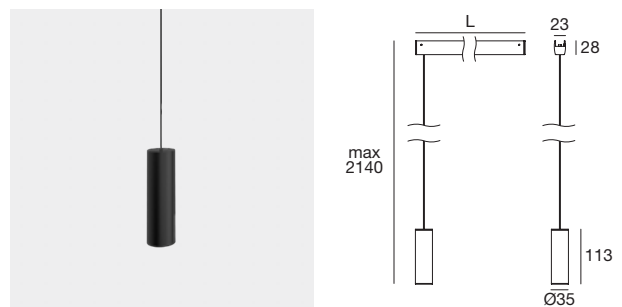


22 W DC - L 900 mm	CRI	UGR	Cct	lm S	lm D	Optic
82928W00 Black	92	-	3000	2081	738	General (97°)
29 W DC - L 1200 mm						
82930W00 Black	92	-	3000	2744	950	General (97°)



22 W DC - L 900 mm	CRI	UGR	Cct	lm S	lm D	Optic
83980W00 Black	92	-	3000	2081	738	General (97°)
29 W DC - L 1200 mm						
83981W00 Black	92	-	3000	2744	950	General (97°)

Ink system_P | Sospensione / Suspension

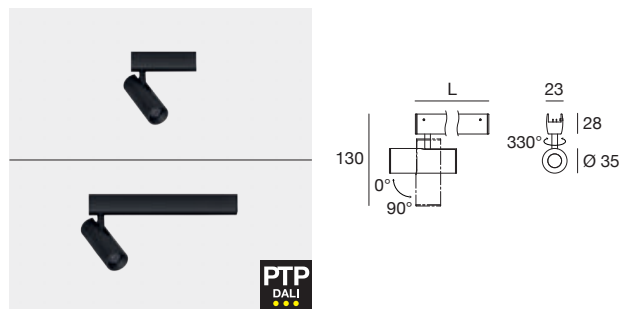


6 W DC - L 104 mm	CRI	UGR	Cct	lm S	lm D	Optic
82926W45 Black	92	-	3000	709	468	W. Flood (47°)



6 W DC - L 225 mm	CRI	UGR	Cct	lm S	lm D	Optic
83979W45 Black	92	-	3000	709	468	W. Flood (47°)

Ink system_SP | Proiettore / Projector

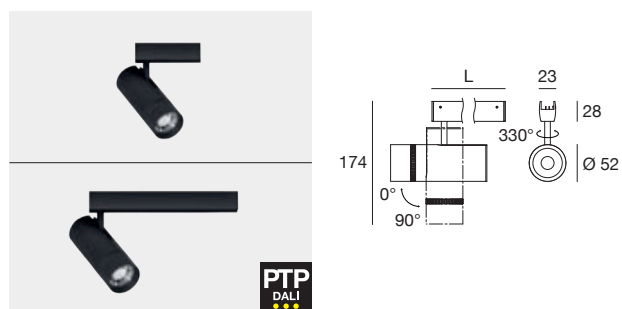


6 W DC - L 104 mm	CRI	UGR	Cct	lm S	lm D	Optic
82922W10 Black	92	-	3000	709	464	Spot (21°)
82922W30 Black	92	-	3000	709	440	Flood (31°)
82922W45 Black	92	-	3000	709	405	Flood (41°)



6 W DC - L 225 mm	CRI	UGR	Cct	lm S	lm D	Optic
83975W10 Black	92	-	3000	709	464	Spot (21°)
83975W30 Black	92	-	3000	709	440	Flood (31°)
83975W45 Black	92	-	3000	709	405	Flood (41°)

Ink system_SP Focus | Proiettore / Projector

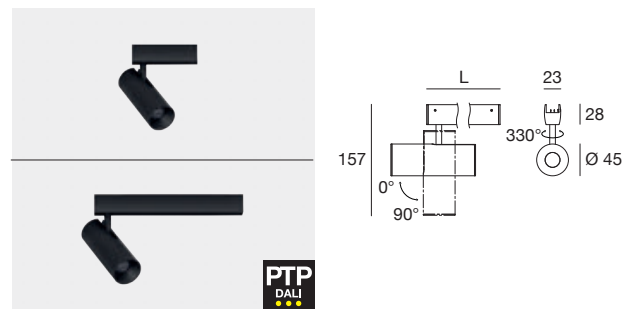
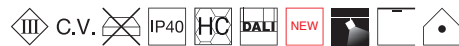


12 W DC - L 104 mm	CRI	UGR	Cct	lm S	lm D	Optic
83947W85 Black	92	-	3000	1234	1034	Adj. (16°-33°)



12 W DC - L 225 mm	CRI	UGR	Cct	lm S	lm D	Optic
83977W85 Black	92	-	3000	1234	1034	Adj. (16°-33°)

Ink system_SP | Proiettore / Projector

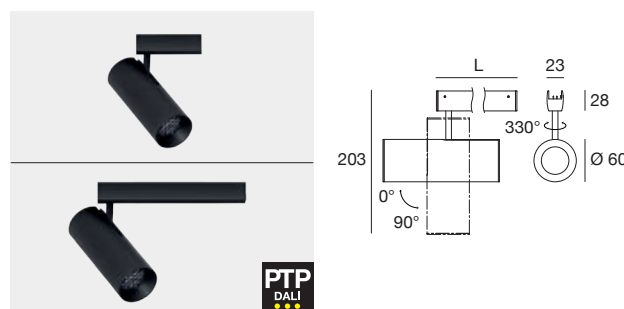
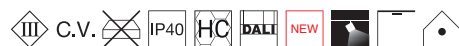


12 W DC - L 104 mm	CRI	UGR	Cct	lm S	lm D	Optic
83946W10 Black	92	-	3000	1068	713	Spot (18°)
83946W30 Black	92	-	3000	1068	675	Flood (32°)
83946W45 Black	92	-	3000	1068	648	Flood (48°)



12 W DC - L 225 mm	CRI	UGR	Cct	lm S	lm D	Optic
83976W10 Black	92	-	3000	1068	713	Spot (18°)
83976W30 Black	92	-	3000	1068	675	Flood (32°)
83976W45 Black	92	-	3000	1068	648	Flood (48°)

Ink system_SP | Proiettore / Projector




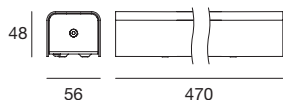
22 W DC - L 114 mm	CRI	UGR	Cct	lm S	lm D	Optic
83948W20 Black	92	-	3000	2534	2061	Spot (20°)
83948W35 Black	92	-	3000	2534	1976	Flood (35°)
83948W60 Black	92	-	3000	2534	1956	W. Flood (62°)




22 W DC - L 225 mm	CRI	UGR	Cct	lm S	lm D	Optic
83978W20 Black	92	-	3000	2534	2061	Spot (20°)
83978W35 Black	92	-	3000	2534	1976	Flood (35°)
83978W60 Black	92	-	3000	2534	1956	W. Flood (62°)

Ink system | 220-240 V AC | Driver ON/OFF con cover / ON/OFF driver with cover

 C.V.  

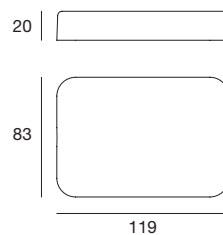


Description

81413	 Black	120 W
81414	 Black	180 W

Ink system | Scatola di derivazione / Junction box

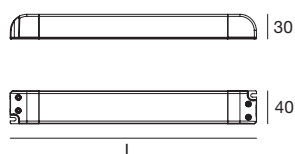


Description



81424	 Black	Scatola di derivazione / Junction box
--------------	---	---------------------------------------

Ink system | 220-250 V | Driver ON/OFF remoto / AC Remote ON/OFF driver

 C.V. 

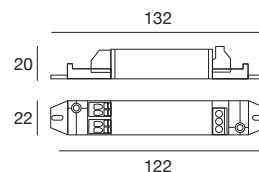



Description

81416	 White	120 W - Output 24 V DC - L 300 mm
81417	 White	180 W - Output 24 V DC - L 345 mm

Ink system | DALI PUSH converter

   C.V.  



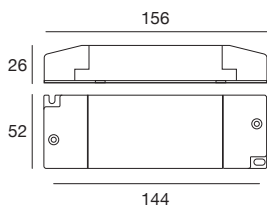
Description

83041	 White	120 W Max - Input 24 V DC
--------------	---	---------------------------

Da completare con driver 24 V DC
To be completed with driver 24 V DC

Ink system | DALI PUSH converter

   C.V.  



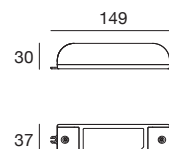
Description

83042	 White	288 W Max - Input 24 V DC
--------------	---	---------------------------

Da completare con driver 24 V DC
To be completed with driver 24 V DC

Ink system | Remote MASTER DALI driver

C.V.   

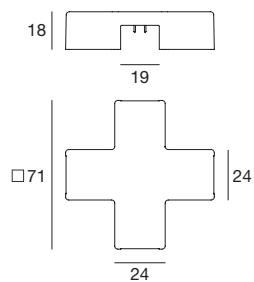


Description

84018	 White	180 W Max - Input 24 V DC
--------------	---	---------------------------

Da completare con driver 24 V DC
To be completed with driver 24 V DC

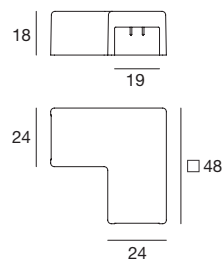

Ink system | Raccordo a croce / Cross fitting



Description

81418 **Black** Raccordo a croce / Cross fitting

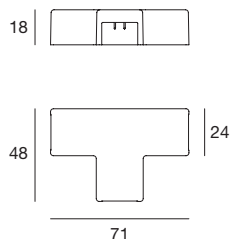

Ink system | Raccordo a L / L-shaped fitting



Description

81419 **Black** Raccordo a L / L-shaped fitting


Ink system | Raccordo a T / T-shaped fitting



Description

81420 **Black** Raccordo a T / T-shaped fitting

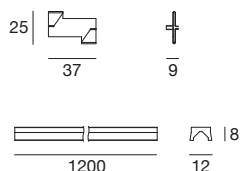
Ink system | Tappo chiusura parete/soffitto / Wall/ceiling sealing cap



Description


81421 **Black** Tappo chiusura parete/soffitto / Wall/ceiling sealing cap

Ink system | Kit 60x60 / 60x60 mounting bracket kit

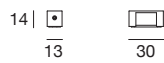


Description

84010 3 staffe x 2 profili / 3 brackets x 2 profiles
84011 3 staffe x 5 profili / 3 brackets x 5 profiles



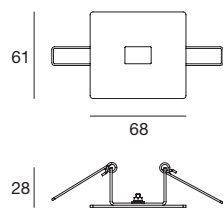
Ink system | Clip per curve / Clips for curves



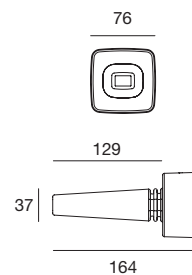
Description

84017 **Black** Clip per curve (2 x) / Clips for curves (2 x)

Ink system | Copertura cartongesso / Cardboard fixing



Ink system | Fissaggio parete snodabile / Swivel wall fixing



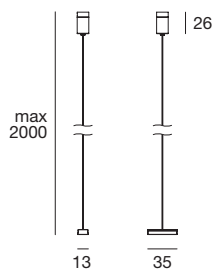
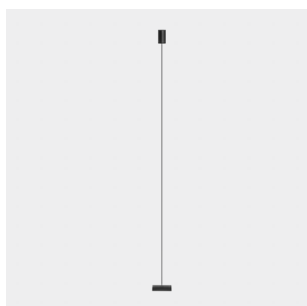
Description

81422 **Black** 2 x kit

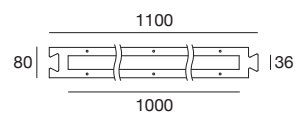
Description

81423 **Black** 2 x kit

Ink system | Supporto e cavo in acciaio / Steel support and cable



Ink system | Dima / Template



Description

81425 **Black** Supporto e cavo in acciaio / Steel support and cable

Description

83186 **Black** Dima / Template

Ink system | Tagliacavo / Cable shear



Description

81427 Tagliacavo / Cable shear








AMAKAO
PASTELARIA DO BRAZIL

Fylo_Direct



65180 - 65181

Fylo_Recessed



65006 - 65007



65004



65027 - 65028



65009 - 65010



65012 - 65013

Fylo_Surface



65015 - 65016



65018 - 65019



65021 - 65022



65025

Fylo+ Direct_1 | Reel diffuser | Recessed linear light



57 x L.



Length mm

65180	White	1000
65181	White	2000



65184
Diffusore opalino
L rolla 5 m
Opaline diffuser
L roller 5 m



65183
Diffusore opalino
L rolla 10 m
Opaline diffuser
L roller 10 m



65182
Diffusore opalino
L rolla 20 m
Opaline diffuser
L roller 20 m



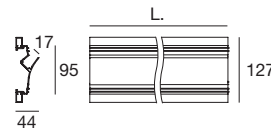
62900
Controcassa per
controsoffitto
Outer casing for
dropped ceiling

I moduli vanno completati con sorgente luminosa e alimentazione.
The modules must be completed with light source and power supply.

Fylo+ Recessed_1 | Recessed linear light body

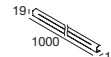


97 x L.

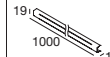


Length mm

65027	White	1000
65028	White	2000



65054
Diffusore opalino
1 pz L 1 m
Opaline diffuser
1 pc L 1 m



65055
Diffusore opalino
5 pz L 1 m
Opaline diffuser
5 pcs L 1 m



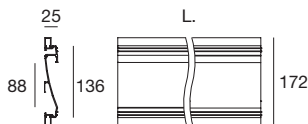
62900
Controcassa per
controsoffitto
Outer casing for
dropped ceiling

I moduli vanno completati con sorgente luminosa e alimentazione.
The modules must be completed with light source and power supply.

Fylo+ Recessed_2 | Recessed linear light body

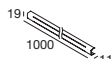


182 x L.

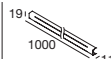


Length mm

65006	White	1000
65007	White	2000



65054
Diffusore opalino
1 pz L 1 m
Opaline diffuser
1 pc L 1 m



65055
Diffusore opalino
5 pz L 1 m
Opaline diffuser
5 pcs L 1 m



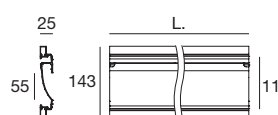
62900
Controcassa per
controsoffitto
Outer casing for
dropped ceiling

I moduli vanno completati con sorgente luminosa e alimentazione.
The modules must be completed with light source and power supply.

Fylo+ Recessed_3 | Recessed linear light body

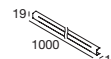


113 x L.

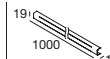


Length mm

65004	White	2000
--------------	-------	------



65054
Diffusore opalino
1 pz L 1 m
Opaline diffuser
1 pc L 1 m




65055
Diffusore opalino
5 pz L 1 m
Opaline diffuser
5 pcs L 1 m



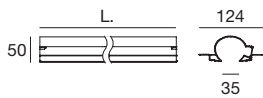
62900
Controcassa per
controsoffitto
Outer casing for
dropped ceiling

I moduli vanno completati con sorgente luminosa e alimentazione.
The modules must be completed with light source and power supply.

Fylo+ Recessed_4 | Recessed linear light body

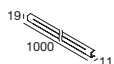


94 x L.

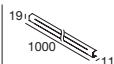


Length mm

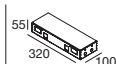
65009	White	1000
65010	White	2000



65054
Diffusore opalino
1 pz L 1 m
Opaline diffuser
1 pc L 1 m




65055
Diffusore opalino
5 pz L 1 m
Opaline diffuser
5 pcs L 1 m



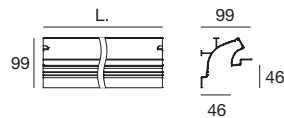
62900
Controcassa per
controsoffitto
Outer casing for
dropped ceiling

I moduli vanno completati con sorgente luminosa e alimentazione.
The modules must be completed with light source and power supply.

Fylo+ Recessed_5 | Recessed linear light body

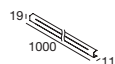


65 x L.

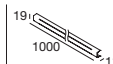


Length mm

65012	White	1000
65013	White	2000



65054
Diffusore opalino
1 pz L 1 m
Opaline diffuser
1 pc L 1 m



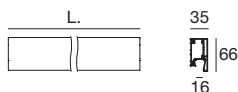

65055
Diffusore opalino
5 pz L 1 m
Opaline diffuser
5 pcs L 1 m



62900
Controcassa per
controsoffitto
Outer casing for
dropped ceiling

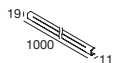
I moduli vanno completati con sorgente luminosa e alimentazione.
The modules must be completed with light source and power supply.

Fylo+ Surface_1 | Surface light body

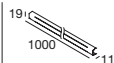


Length mm

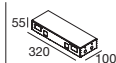
65015	White	1000
65016	White	2000



65054
Diffusore opalino
1 pz L 1 m
Opaline diffuser
1 pc L 1 m



65055
Diffusore opalino
5 pz L 1 m
Opaline diffuser
5 pcs L 1 m



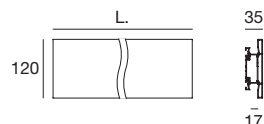
62900
Controcassa per
controsoffitto
Outer casing for
dropped ceiling



65008
Tappi di chiusura
2 pz
Sealing caps
2 pcs

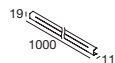
I moduli vanno completati con sorgente luminosa e alimentazione.
The modules must be completed with light source and power supply.

Fylo+ Surface_2 | Surface light body

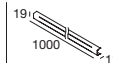


Length mm

65018	White	1000
65019	White	2000



65054
Diffusore opalino
1 pz L 1 m
Opaline diffuser
1 pc L 1 m



65055
Diffusore opalino
5 pz L 1 m
Opaline diffuser
5 pcs L 1 m



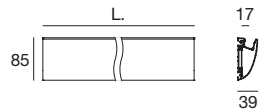

62900
Controcassa per
controsoffitto
Outer casing for
dropped ceiling



65011
Tappi di chiusura
2 pz
Sealing caps
2 pcs

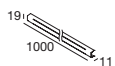
I moduli vanno completati con sorgente luminosa e alimentazione.
The modules must be completed with light source and power supply.

Fylo+ Surface_3 | Surface light body

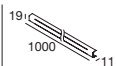


Length mm

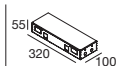
65021	White	1000
65022	White	2000



65054
Diffusore opalino
1 pz L 1 m
Opaline diffuser
1 pc L 1 m



65055
Diffusore opalino
5 pz L 1 m
Opaline diffuser
5 pcs L 1 m



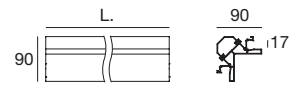
62900
Controcassa per
controsoffitto
Outer casing for
dropped ceiling



65014
Tappi di chiusura
2 pz
Sealing caps
2 pcs

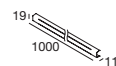
I moduli vanno completati con sorgente luminosa e alimentazione.
The modules must be completed with light source and power supply.

Fylo+ Surface_4 | Angular light body

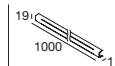


Length mm

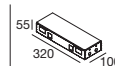
65025	White	2000
--------------	-------	------



65054
Diffusore opalino
1 pz L 1 m
Opaline diffuser
1 pc L 1 m



65055
Diffusore opalino
5 pz L 1 m
Opaline diffuser
5 pcs L 1 m



62900
Controcassa per
controsoffitto
Outer casing for
dropped ceiling



65097
Tappi di chiusura
2 pz
Sealing caps
2 pcs

I moduli vanno completati con sorgente luminosa e alimentazione.
The modules must be completed with light source and power supply.

Fylo+ | Light units - LED Strips



type

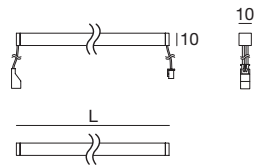
Ribbon **Pag. 262** *

Dropper **Pag. 264** *

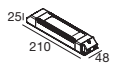


* 11 mm Max

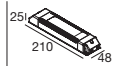
Ice-Cut_F | Linear profiles | 24 V DC | topLED



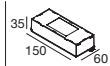
12 W DC - L 1010 mm	CRI	UGR	Cct	lm S	lm D	Optic
95437W00 White	80	-	3000	877	530	General (113°)



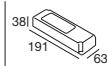
99374
ON/OFF
1 - 3 art.



83018
PUSH
1 - 3 art.



99332
0/1-10V
1 - 6 art.



99722
DALI
1 - 5 art.

Accessories

98398	Clip di fissaggio / Fixing clips
--------------	----------------------------------







Path markers



Products abacus Path markers



Segnapasso / Path markers

PRODUCT	WATT	LMS ¹	INSTALLATION	FINISH	OPTICS	Cct	CRI		IP	PAGE
Vissa_R	0,7	66	Wall/Floor	Chrome Nickel	General	3000	80	30	44	135
Vissa_Q		66	Wall/Floor	Nickel	General	3000	80	30	44	135
Gypsum_WF1	1	130	Wall	White	W.Flood	3000	80	140x80	20/40	130
Gypsum_WF2		130	Wall	White	W.Flood	3000	80	200x80	20/40	130
Petit_R		107	Wall/Ceiling	White	N.Spot	3000	80	15	20	132
Petit_Q		107	Wall/Ceiling	White	N.Spot	3000	80	15	20	132
Petit_R		145	Wall/Ceiling	White	N.Spot	3000	80	29	44	132
Petit_Q		145	Wall/Ceiling	White	N.Spot	3000	80	29	44	132
Quara_R		107	Wall	White Grey DarkBrown	Asymm.	3000	80	20	44	134
Quara_Q		107	Wall	White Grey DarkBrown	Asymm.	3000	80	20	44	134
Envelope_1		145/159	Wall	White Grey DarkBrown	Asymm.	3000/4000	80	29	66	130
Step		145	Wall	White Chrome	Asymm.	3000	80	42x42	40	130
Petit_R	2	233	Wall/Ceiling	White	N.Spot	3000	80	29	44	133
Petit_Q		233	Wall/Ceiling	White	N.Spot	3000	80	29	44	133
Quara_R		233-249	Wall	Nickel	W.Flood	3000/4000	80	52	44	134
Quara_Q		233-249	Wall	Nickel	W.Flood	3000/4000	80	52	44	134

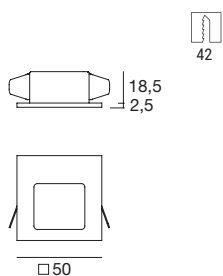
Definizione ottiche / Optics specify

N. Spot	Narrow Spot	≤ 10°
W. Flood	Wide Flood	45° > 79°
General	General	-
Asymm.	Asymmetric	-

¹ i dati si riferiscono al flusso luminoso della sorgente /
¹ data are referred to the source's luminous flux



Step | Path-marker | powerLED 1 W DC 350 mA



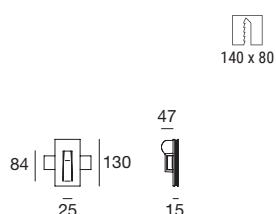
	CRI	UGR	Cct	lm S	lm D	Optic	
81323W07	Chrome	80	-	3000	145	68	Asymm.
81326W07	White	80	-	3000	145	68	Asymm.

21 138 22	21 138 22	21 138 22	21 138 22	21 138 22	21 138 22	+ driver 24V DC
89144	89145	99375	99708	99711	99374 75W	99331 150W
ON/OFF 1 - 2 art.	ON/OFF 3 - 6 art.	ON/OFF 6 - 12 art.	24V DC converter 0/1-10V 1 - 4 art.	24V DC converter DALI 1 - 4 art.		

Accessories

99850	Controcassa / Recessed casing - Pag. 302
--------------	--

Gypsum_WF1 | Path-marker | 1 x powerLED 1 W 350 mA



	CRI	UGR	Cct	lm S	lm D	Optic	
60920W70	White	80	-	3000	130	29	W. Flood (70°)

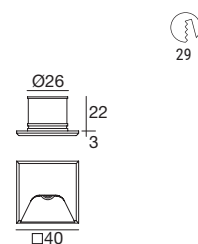
21 138 22	21 138 22	21 138 22	21 138 22	21 138 22	21 138 22	+ driver 24V DC
89144	89145	99375	99708	99711	99374 75W	99331 150W
ON/OFF 1 - 2 art.	ON/OFF 3 - 6 art.	ON/OFF 6 - 12 art.	24V DC converter 0/1-10V 1 - 4 art.	24V DC converter DALI 1 - 4 art.		

Accessories

60830	Distanziale / Spacer - Pag. 301
61270	Controcassa / Recessed casing - Pag. 302

Per installazione su muratura è necessario acquistare la controcassa assieme al corpo lampada.
For wall installation it is necessary to purchase the casing along with the lamp body.

Envelope_1 | Path-marker | powerLED 1 W DC 350 mA



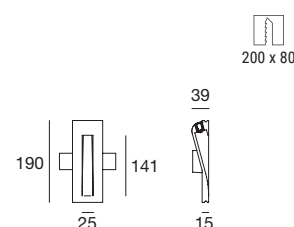
	CRI	UGR	Cct	lm S	lm D	Optic	
96976W07	White	80	-	3000	145	28	Asymm.
96976N07	White	80	-	4000	159	30	Asymm.
96978W07	Grey	80	-	3000	145	22	Asymm.
96979W07	DarkBrown	80	-	3000	145	19	Asymm.

21 138 22	21 138 22	21 138 22	21 138 22	21 138 22	21 138 22	+ driver 24V DC
89144	89145	99375	99708	99711	99374 75W	99331 150W
ON/OFF 1 - 2 art.	ON/OFF 3 - 6 art.	ON/OFF 6 - 12 art.	24V DC converter 0/1-10V 1 - 4 art.	24V DC converter DALI 1 - 4 art.		

Accessories

84336	Controcassa / Recessed casing - Pag. 302
--------------	--

Gypsum_WF2 | Path-marker | 1 x powerLED 1 W 350 mA



	CRI	UGR	Cct	lm S	lm D	Optic	
60930W70	White	80	-	3000	130	43	W. Flood (70°)

21 138 22	21 138 22	21 138 22	21 138 22	21 138 22	21 138 22	+ driver 24V DC
89144	89145	99375	99708	99711	99374 75W	99331 150W
ON/OFF 1 - 2 art.	ON/OFF 3 - 6 art.	ON/OFF 6 - 12 art.	24V DC converter 0/1-10V 1 - 4 art.	24V DC converter DALI 1 - 4 art.		

Accessories

60830	Distanziale / Spacer - Pag. 301
61280	Controcassa / Recessed casing - Pag. 302

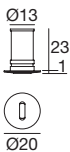
Per installazione su muratura è necessario acquistare la controcassa assieme al corpo lampada.
For wall installation it is necessary to purchase the casing along with the lamp body.



Petit_R | Path-marker | powerLED 1 W DC 350 mA



15



	CRI	UGR	Cct	lm S	lm D	Optic	
92316W05	White	80	-	3000	107	98	N. Spot (6°)

						+ driver 24V DC
89144	89145	99375	99708	99711	99374 75W	99331 150W
ON/OFF 1 - 2 art.	ON/OFF 3 - 6 art.	ON/OFF 6 - 12 art.	24V DC converter 0/1-10V 1 - 4 art.	24V DC converter DALI 1 - 4 art.		

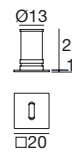
Accessories

84335	Controcassa / Recessed casing - Pag. 302
--------------	--

Petit_Q | Path-marker | powerLED 1 W DC 350 mA



15



	CRI	UGR	Cct	lm S	lm D	Optic	
92324W05	White	80	-	3000	107	98	N. Spot (6°)

						+ driver 24V DC
89144	89145	99375	99708	99711	99374 75W	99331 150W
ON/OFF 1 - 2 art.	ON/OFF 3 - 6 art.	ON/OFF 6 - 12 art.	24V DC converter 0/1-10V 1 - 4 art.	24V DC converter DALI 1 - 4 art.		

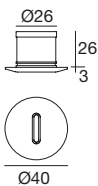
Accessories

84335	Controcassa / Recessed casing - Pag. 302
--------------	--

Petit_R | Path-marker | powerLED 1 W DC 350 mA



29



	CRI	UGR	Cct	lm S	lm D	Optic	
92405W05	White	80	-	3000	145	119	N. Spot (6°)

						+ driver 24V DC
89144	89145	99375	99708	99711	99374 75W	99331 150W
ON/OFF 1 - 2 art.	ON/OFF 3 - 6 art.	ON/OFF 6 - 12 art.	24V DC converter 0/1-10V 1 - 4 art.	24V DC converter DALI 1 - 4 art.		

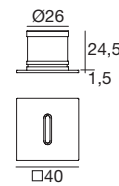
Accessories

84915	Controcassa / Recessed casing - Pag. 302
84336	Controcassa / Recessed casing - Pag. 302

Petit_Q | Path-marker | powerLED 1 W DC 350 mA



29



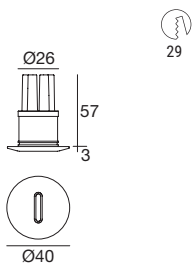
	CRI	UGR	Cct	lm S	lm D	Optic	
92413W05	White	80	-	3000	145	119	N. Spot (6°)

						+ driver 24V DC
89144	89145	99375	99708	99711	99374 75W	99331 150W
ON/OFF 1 - 2 art.	ON/OFF 3 - 6 art.	ON/OFF 6 - 12 art.	24V DC converter 0/1-10V 1 - 4 art.	24V DC converter DALI 1 - 4 art.		

Accessories

84915	Controcassa / Recessed casing - Pag. 302
84336	Controcassa / Recessed casing - Pag. 302

Petit_R | Path-marker | powerLED 2 W DC 630 mA



29

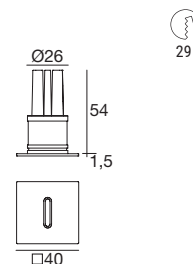
	CRI	UGR	Cct	lm S	lm D	Optic	
92409W05	White	80	-	3000	233	191	N. Spot (6°)

					+ driver 24V DC
89147	99376	99105	99710	99713	99374 75W 99331 150W
ON/OFF 1 - 2 art.	ON/OFF 3 - 6 art.	ON/OFF 6 - 12 art.	24V DC converter 0/1-10V 1 art.	24V DC converter DALI 1 art.	

Accessories

84901	Controcassa / Recessed casing - Pag. 302
--------------	--

Petit_Q | Path-marker | powerLED 2 W DC 630 mA



29

	CRI	UGR	Cct	lm S	lm D	Optic	
92417W05	White	80	-	3000	233	191	N. Spot (6°)

					+ driver 24V DC
89147	99376	99105	99710	99713	99374 75W 99331 150W
ON/OFF 1 - 2 art.	ON/OFF 3 - 6 art.	ON/OFF 6 - 12 art.	24V DC converter 0/1-10V 1 art.	24V DC converter DALI 1 art.	

Accessories

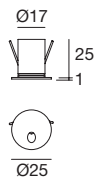
84901	Controcassa / Recessed casing - Pag. 302
--------------	--



Quara_R | Path-marker | powerLED 1 W DC 350 mA



20




	CRI	UGR	Cct	lm S	lm D	Optic
93508W07	White	80	-	3000	107	8 Asymm.
93513W07	Grey	80	-	3000	107	6 Asymm.
93515W07	DarkBrown	80	-	3000	107	4 Asymm.

21 138 22	21 138 22	21 138 22	21 138 22	21 138 22	+ driver 24V DC
89144	89145	99375	99708	99711	99374 75W 99331 150W
ON/OFF 1 - 2 art.	ON/OFF 3 - 6 art.	ON/OFF 6 - 12 art.	24V DC converter 0/1-10V 1 - 4 art.	24V DC converter DALI 1 - 4 art.	
✱	✱	✱	✱	✱	

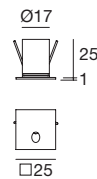
Accessories

98950	Controcassa / Recessed casing - Pag. 302
--------------	--

Quara_Q | Path-marker | powerLED 1 W DC 350 mA



20



	CRI	UGR	Cct	lm S	lm D	Optic
93517W07	White	80	-	3000	107	8 Asymm.
93518W07	Grey	80	-	3000	107	6 Asymm.
93519W07	DarkBrown	80	-	3000	107	4 Asymm.

21 138 22	21 138 22	21 138 22	21 138 22	21 138 22	+ driver 24V DC
89144	89145	99375	99708	99711	99374 75W 99331 150W
ON/OFF 1 - 2 art.	ON/OFF 3 - 6 art.	ON/OFF 6 - 12 art.	24V DC converter 0/1-10V 1 - 4 art.	24V DC converter DALI 1 - 4 art.	
✱	✱	✱	✱	✱	

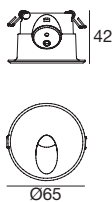
Accessories

98950	Controcassa / Recessed casing - Pag. 302
--------------	--

Quara_R | Path-marker | powerLED 2 W DC 630 mA



52



	CRI	UGR	Cct	lm S	lm D	Optic
86402W70	Nickel	80	-	3000	233	167 W. Flood
86402N70	Nickel	80	-	4000	249	178 W. Flood

21 138 22	21 138 22	27 103 58	21 138 22	21 138 22	+ driver 24V DC
89147	99376	99105	99710	99713	99374 75W 99331 150W
ON/OFF 1 - 2 art.	ON/OFF 3 - 6 art.	ON/OFF 6 - 12 art.	24V DC converter 0/1-10V 1 art.	24V DC converter DALI 1 art.	
✱	✱	✱	✱	✱	

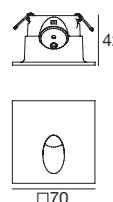
Accessories

84338	Controcassa / Recessed casing - Pag. 302
--------------	--

Quara_Q | Path-marker | powerLED 2 W DC 630 mA



52



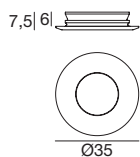

	CRI	UGR	Cct	lm S	lm D	Optic
86564W70	Nickel	80	-	3000	233	167 W. Flood
86564N70	Nickel	80	-	4000	249	178 W. Flood

21 138 22	21 138 22	27 103 58	21 138 22	21 138 22	+ driver 24V DC
89147	99376	99105	99710	99713	99374 75W 99331 150W
ON/OFF 1 - 2 art.	ON/OFF 3 - 6 art.	ON/OFF 6 - 12 art.	24V DC converter 0/1-10V 1 art.	24V DC converter DALI 1 art.	
✱	✱	✱	✱	✱	

Accessories

84338	Controcassa / Recessed casing - Pag. 302
--------------	--

Vissa_R | Path-marker | powerLED 0,7 W DC 220 mA



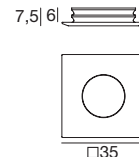
	CRI	UGR	Cct	lm S	lm D	Optic
86717W00 Chrome	80	-	3000	66	51	General (91°)
86718W00 Nickel	80	-	3000	66	51	General (91°)

 99307 ON/OFF 1 - 2 art.	 83007 ON/OFF 3 - 6 art.	 99198 ON/OFF 6 - 12 art.	 99361 0/1-10V 4 - 12 art.	 99362 DALI 4 - 12 art.
		✳	✳	✳

Accessories

84995	Controcassa / Recessed casing - Pag. 302
84952	Controcassa / Recessed casing - Pag. 302

Vissa_Q | Path-marker | powerLED 0,7 W DC 220 mA




	CRI	UGR	Cct	lm S	lm D	Optic
86720W00 Nickel	80	-	3000	66	51	General (91°)

 99307 ON/OFF 1 - 2 art.	 83007 ON/OFF 3 - 6 art.	 99198 ON/OFF 6 - 12 art.	 99361 0/1-10V 4 - 12 art.	 99362 DALI 4 - 12 art.
		✳	✳	✳

Accessories

84995	Controcassa / Recessed casing - Pag. 302
84952	Controcassa / Recessed casing - Pag. 302








Small spotlights and projectors


Products abacus Small spotlights and projectors




Cristalli / Crystals

PRODUCT	WATT	LM S ¹	SHAPE	ADJ ²	FINISH	OPTICS	Cct	CRI		IP	PAGE
Bibok	0,5	42 - 58	○	-	White Chrome	Flood	3000/5000	75	7	44	140
Aspho_R		42 - 58	○	-	White Chrome Nickel	Flood	3000/5000	75	15	44	140
Elin		-	○	-	Chrome	General	3000/RGB	75	15	20	145
Bibok	1	107	○	-	White Chrome	W.Flood/Flood	3000	80	7	44	140
Aspho_R		107-139	○	-	White Chrome Nickel Brass Steel	Flood/W.Flood	3000 4000 5000	80	15	44	141
Aspho_Q		107	◻	-	White	Flood	3000	80	15	44	141
Beriel		107	○	-	Chrome	General	3000	80	15	20	144
Elin		107	○	-	Chrome	General	3000	80	15	20	145
Aspho_R		-	○	-	White Nickel	Flood	RGB	-	15	44	141
Aspho_R	1,5	143	○	-	White Chrome Nickel	Flood	3000	80	15	44	140
Beriel		143	○	-	Chrome	General	3000	80	15	20	144

Luce puntuale / Small spotlights

PRODUCT	WATT	LM S ¹	SHAPE	ADJ ²	FINISH	OPTICS	Cct	CRI		IP	PAGE
Nitum_R	1	145 - 165	○	-	White Chrome Nickel	Flood/General W.Flood	3000	80	29	44	142
Nitum_Q		145	◻	-	White	Flood	3000	80	29	44	143
Picrol		145	○	-	White Black Chrome	Flood/E.W.Flood	3000	80	20	20	143
Nitum_R	2	219-249	○	-	White Chrome Nickel	Flood/W.Flood General	2700/3000 4000	80	29	44	142
Nitum_Q		233	◻	-	White Chrome Nickel	Flood/W.Flood	3000	80	29	44	143
Ghilea		233	○	•	White	Flood	3000	80	43	20	143
Nitum_R	2,1	-	○	-	White Chrome	Flood/W.Flood	RGB	80	29	44	142

Luce puntuale orientabile / Movable spotlights

PRODUCT	WATT	LM S ¹	SHAPE	ADJ ²	FINISH	OPTICS	Cct	CRI		IP	PAGE
Eyelet_R		145	○	•	White	Spot	3000	80	-	40	146
Eyelet_Q		145	◻	•	White	Spot	3000	80	-	40	146

Definizione ottiche / Optics specify

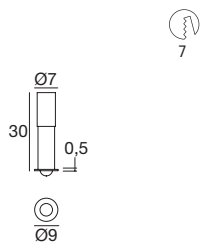
Spot	Spot	11° > 24°
Flood	Flood	25° > 44°
W. Flood	Wide Flood	45° > 79°
E. W. Flood	Extra Wide Flood	≥ 80°
General	General	-

¹ i dati si riferiscono al flusso luminoso della sorgente /
¹ data are referred to the source's luminous flux

² ADJ = Basculante / Adjustable



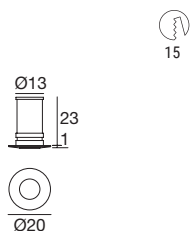
Bibok | Decorative spotlight | 24 V DC | 5mmLED 0,5 W DC



	CRI	UGR	Cct	Im S	Im D	Optic
91366W30	White	75	-	3000	42	On req Flood (45°)
91366C30	White	75	-	5000	58	On req Flood (45°)
85335W30	Chrome	75	-	3000	42	On req Flood (45°)
85335C30	Chrome	75	-	5000	58	On req Flood (45°)

89408 ON/OFF 1 - 10 art.	99374 ON/OFF 1 - 140 art.	83018 PUSH 1 - 140 art.	99332 0/1-10V 1 - 280 art.	99722 DALI 1 - 220 art.

Aspho_R | Decorative spotlight | 24 V DC | 5mmLED 0,5 W DC




	CRI	UGR	Cct	Im S	Im D	Optic
88417W30	White	75	-	3000	42	Flood (45°)
88417C30	White	75	-	5000	58	Flood (45°)
85001W30	Chrome	75	-	3000	45	Flood (45°)
85001C30	Chrome	75	-	5000	58	Flood (45°)
85002W30	Nickel	75	-	3000	45	Flood (45°)

89408 ON/OFF 1 - 10 art.	99374 ON/OFF 1 - 140 art.	83018 PUSH 1 - 140 art.	99332 0/1-10V 1 - 280 art.	99722 DALI 1 - 220 art.

Accessories

84335	Controcassa / Recessed casing - Pag. 302
84916	Controcassa / Recessed casing - Pag. 302

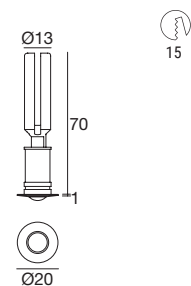
Bibok | Decorative spotlight | powerLED 1 W DC 350 mA



	CRI	UGR	Cct	Im S	Im D	Optic
85575W12	Chrome	80	-	3000	107	96 W. Flood (53°)
91348W70	White	80	-	3000	107	91 Flood (45°)
85976W70	Chrome	80	-	3000	107	91 Flood (45°)

					+ driver 24V DC	
89144 ON/OFF 1 - 2 art.	89145 ON/OFF 3 - 6 art.	99375 ON/OFF 6 - 12 art.	99708 24V DC converter 0/1-10V 1 - 4 art.	99711 24V DC converter DALI 1 - 4 art.		99374 75W 99331 150W

Aspho_R | Decorative spotlight | powerLED 1,5 W DC 500 mA



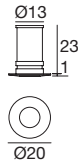
	CRI	UGR	Cct	Im S	Im D	Optic
91344W70	White	80	-	3000	143	122 Flood (42°)
85959W70	Chrome	80	-	3000	143	122 Flood (42°)
85960W70	Nickel	80	-	3000	143	122 Flood (42°)

					+ driver 24V DC	
99195 ON/OFF 1 - 2 art.	89146 ON/OFF 2 - 3 art.	99377 ON/OFF 3 - 6 art.	99709 24V DC converter 0/1-10V 1 art.	99712 24V DC converter DALI 1 art.		99374 75W 99331 150W

Accessories

84917	Controcassa / Recessed casing - Pag. 302
--------------	--

Aspho_R | Decorative spotlight | powerLED 1 W DC 350 mA



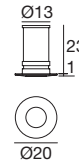
	CRI	UGR	Cct	lm S	lm D	Optic
91340W70	White	80	-	3000	107 91	Flood (42°)
91340N70	White	80	-	4000	114 97	Flood (42°)
85025W70	Chrome	80	-	3000	107 91	Flood (42°)
85025N70	Chrome	80	-	4000	114 97	Flood (42°)
85025C70	Chrome	80	-	5000	139 119	Flood (42°)
85026W70	Nickel	80	-	3000	107 91	Flood (42°)
85026N70	Nickel	80	-	4000	114 97	Flood (42°)
85027W70	Brass	80	-	3000	107 91	Flood (42°)
86875W70	Steel	80	-	3000	107 91	Flood (42°)
88418W12	White	80	-	3000	107 96	W. Flood (50°)
85013W12	Chrome	80	-	3000	107 96	W. Flood (50°)
85014W12	Nickel	80	-	3000	107 96	W. Flood (50°)

					+ driver 24V DC
89144	89145	99375	99708	99711	99374 75W 99331 150W
ON/OFF 1 - 2 art.	ON/OFF 3 - 6 art.	ON/OFF 6 - 12 art.	24V DC converter 0/1-10V 1 - 4 art.	24V DC converter DALI 1 - 4 art.	

Accessories

84335	Controcassa / Recessed casing - Pag. 302
84916	Controcassa / Recessed casing - Pag. 302

Aspho_R | Decorative spotlight | 24 V DC | 5mmLED 1,5 W DC



	CRI	UGR	Cct	lm S	lm D	Optic
91352Z30	White	-	-	RGB	- -	Flood (45°)
86708Z30	Nickel	-	-	RGB	- -	Flood (45°)

DMX configuration

99278	Controller DMX 1 - 140 art.
99331	Switching 24 V 150 W

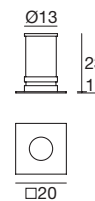
RF control configuration

99696	Controller RF 1 - 140 art.
99702	Remote RF
99331	Switching 24 V 150 W

Accessories

84335	Controcassa / Recessed casing - Pag. 302
84916	Controcassa / Recessed casing - Pag. 302

Aspho_Q | Decorative spotlight | powerLED 1 W DC 350 mA



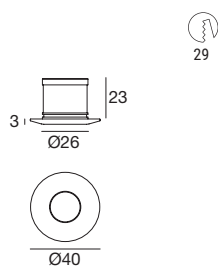
	CRI	UGR	Cct	lm S	lm D	Optic
91341W70	White	80	-	3000	107 91	Flood (44°)

					+ driver 24V DC
89144	89145	99375	99708	99711	99374 75W 99331 150W
ON/OFF 1 - 2 art.	ON/OFF 3 - 6 art.	ON/OFF 6 - 12 art.	24V DC converter 0/1-10V 1 - 4 art.	24V DC converter DALI 1 - 4 art.	

Accessories

84335	Controcassa / Recessed casing - Pag. 302
84916	Controcassa / Recessed casing - Pag. 302

Nitum_R | Decorative spotlight | powerLED 1 W DC 350 mA



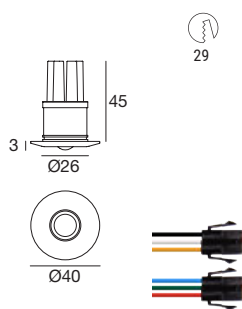
	CRI	UGR	Cct	Im S	Im D	Optic
88421W30	White	80	-	3000	145 113	Flood (44°)
85043W30	Chrome	80	-	3000	145 113	Flood (44°)
85044W10	Nickel	80	-	3000	145 114	Flood (34°)
85044W30	Nickel	80	-	3000	145 113	Flood (44°)
85044W00	Nickel	80	-	3000	145 111	General (116°)
85044W50	Nickel	80	-	3000	145 113	W. Flood (72°)

211 138	211 138	211 138	211 138	211 138	+ driver 24V DC
89144 ON/OFF 1 - 2 art.	89145 ON/OFF 3 - 6 art.	99375 ON/OFF 6 - 12 art.	99708 24V DC converter 0/1-10V 1 - 4 art.	99711 24V DC converter DALI 1 - 4 art.	99374 75W 99331 150W

Accessories

84915	Controcassa / Recessed casing - Pag. 302
84336	Controcassa / Recessed casing - Pag. 302

Nitum_R | Decorative spotlight | powerLED 2,1 W DC 220 mA



	CRI	UGR	Cct	Im S	Im D	Optic
88568Z30	White	-	-	RGB	- -	Flood (27°)
88568Z60	White	-	-	RGB	- -	W. Flood (50°)
86612Z60	Chrome	-	-	RGB	- -	W. Flood (50°)

DMX configuration

99333	Controller DMX 1 - 12 art.
99784	Switching 150 W

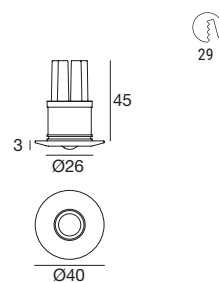
RF control configuration

99703	Controller RF 1 - 12 art.
99702	Remote RF
99784	Switching 150 W

Accessories

84901	Controcassa / Recessed casing - Pag. 302
--------------	--

Nitum_R | Decorative spotlight | powerLED 2 W DC 630 mA



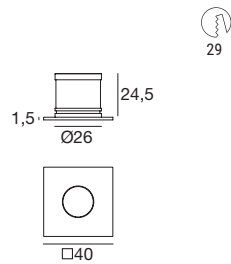
	CRI	UGR	Cct	Im S	Im D	Optic
88423M30	White	80	-	2700	219 169	Flood (44°)
88423W10	White	80	-	3000	233 183	Flood (34°)
88423W30	White	80	-	3000	233 180	Flood (44°)
88423W50	White	80	-	3000	233 182	W. Flood (72°)
88423W00	White	80	-	3000	233 177	General (116°)
88423N30	White	80	-	4000	249 193	Flood (44°)
85059W30	Chrome	80	-	3000	233 180	Flood (44°)
85059W50	Chrome	80	-	3000	233 182	W. Flood (72°)
85060W10	Nickel	80	-	3000	233 180	Flood (34°)
85060W30	Nickel	80	-	3000	233 180	Flood (44°)
85060W50	Nickel	80	-	3000	233 182	W. Flood (72°)

211 138	211 138	271 103	211 138	211 138	+ driver 24V DC
89147 ON/OFF 1 - 2 art.	99376 ON/OFF 3 - 6 art.	99105 ON/OFF 6 - 12 art.	99710 24V DC converter 0/1-10V 1 art.	99713 24V DC converter DALI 1 art.	99374 75W 99331 150W

Accessories

84901	Controcassa / Recessed casing - Pag. 302
--------------	--

Nitum_Q | Decorative spotlight | powerLED 1 W DC 350 mA



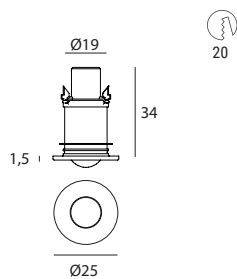
	CRI	UGR	Cct	lm S	lm D	Optic
88422W30	White	80	-	3000	145	113 Flood (44°)

LED	LED	LED	LED	LED	driver
211 138 22	211 138 22	211 138 22	211 138 22	211 138 22	+ driver 24V DC
89144	89145	99375	99708	99711	99374 75W 99331 150W
ON/OFF 1 - 2 art.	ON/OFF 3 - 6 art.	ON/OFF 6 - 12 art.	24V DC converter 0/1-10V 1 - 4 art.	24V DC converter DALI 1 - 4 art.	

Accessories

84915	Controcassa / Recessed casing - Pag. 302
84336	Controcassa / Recessed casing - Pag. 302

Picrol | Decorative spotlight | powerLED 1 W DC 350 mA



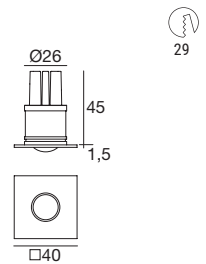
	CRI	UGR	Cct	lm S	lm D	Optic
92256W30	White	80	-	3000	145	100 Flood (45°)
92256W70	White	80	-	3000	145	104 E.W.Flood (76°)
92258W30	Black	80	-	3000	145	100 Flood (45°)
92259W30	Chrome	80	-	3000	145	100 Flood (45°)

LED	LED	LED	LED	LED	driver
211 138 22	211 138 22	211 138 22	211 138 22	211 138 22	+ driver 24V DC
89144	89145	99375	99708	99711	99374 75W 99331 150W
ON/OFF 1 - 2 art.	ON/OFF 3 - 6 art.	ON/OFF 6 - 12 art.	24V DC converter 0/1-10V 1 - 4 art.	24V DC converter DALI 1 - 4 art.	

Accessories

98049	Controcassa / Recessed casing - Pag. 302
--------------	--

Nitum_Q | Decorative spotlight | powerLED 2 W DC 630 mA



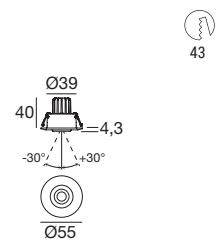
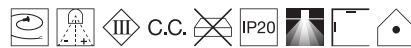
	CRI	UGR	Cct	lm S	lm D	Optic
88424W30	White	80	-	3000	233	180 Flood (44°)
88424W50	White	80	-	3000	233	182 W. Flood (72°)
85061W30	Chrome	80	-	3000	233	180 Flood (44°)
85062W30	Nickel	80	-	3000	233	180 Flood (44°)

LED	LED	LED	LED	LED	driver
211 138 22	211 138 22	271 103 58	211 138 22	211 138 22	+ driver 24V DC
89147	99376	99105	99710	99713	99374 75W 99331 150W
ON/OFF 1 - 2 art.	ON/OFF 3 - 6 art.	ON/OFF 6 - 12 art.	24V DC converter 0/1-10V 1 art.	24V DC converter DALI 1 art.	

Accessories

84901	Controcassa / Recessed casing - Pag. 302
--------------	--

Ghilea | Decorative spotlight | powerLED 2 W DC 630 mA



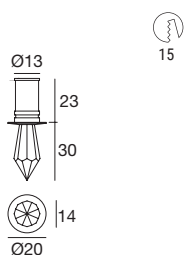
	CRI	UGR	Cct	lm S	lm D	Optic
97044W30	White	80	<22	3000	233	155 Flood (32°)

LED	LED	LED	LED	LED	driver
211 138 22	211 138 22	271 103 58	211 138 22	211 138 22	+ driver 24V DC
89147	99376	99105	99710	99713	99374 75W 99331 150W
ON/OFF 1 - 2 art.	ON/OFF 3 - 6 art.	ON/OFF 6 - 12 art.	24V DC converter 0/1-10V 1 art.	24V DC converter DALI 1 art.	

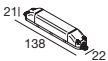
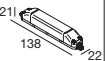
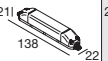
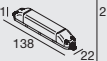
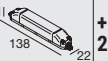







Accessories

84902	Controcassa / Recessed casing - Pag. 302
--------------	--

Beriel | Crystal spotlight | powerLED 1 W DC 350 mA



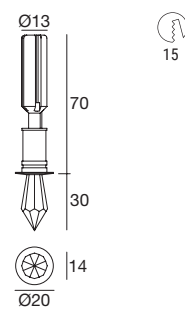
	CRI	UGR	Cct	lm S	lm D	Optic
92285W00	Chrome	80	-	3000	107	On req General

 89144 ON/OFF 1 - 2 art.	 89145 ON/OFF 3 - 6 art.	 99375 ON/OFF 6 - 12 art.	 99708 24V DC converter 0/1-10V 1 - 4 art.	 99711 24V DC converter DALI 1 - 4 art.	 + driver 24V DC 99374 75W 99331 150W
					

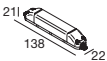
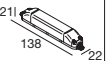
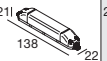
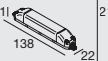
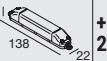







Accessories

84916	Controcassa / Recessed casing - Pag. 302
84335	Controcassa / Recessed casing - Pag. 302

Beriel | Crystal spotlight | powerLED 1,5 W DC 500 mA



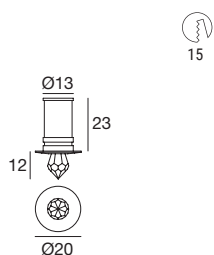

	CRI	UGR	Cct	lm S	lm D	Optic
87324W00	Chrome	80	-	3000	143	On req General

 99195 ON/OFF 1 - 2 art.	 89146 ON/OFF 2 - 3 art.	 99377 ON/OFF 3 - 6 art.	 99709 24V DC converter 0/1-10V 1 art.	 99712 24V DC converter DALI 1 art.	 + driver 24V DC 99374 75W 99331 150W
					

Accessories

84917	Controcassa / Recessed casing - Pag. 302
--------------	--

Elin | Crystal spotlight | 24 V DC | 5 mm LED 0,5 W DC



15

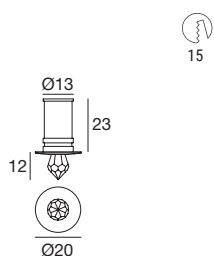
	CRI	UGR	Cct	Im S	Im D	Optic	
87337W00	Chrome	75	-	3000	On req	On req	General

 89408 ON/OFF 1 - 10 art.	 99374 ON/OFF 1 - 140 art.	 83018 PUSH 1 - 140 art.	 99332 0/1-10V 1 - 280 art.	 99722 DALI 1 - 220 art.
---	--	--	---	--

Accessories

84916	Controcassa / Recessed casing - Pag. 302
84335	Controcassa / Recessed casing - Pag. 302

Elin | Crystal spotlight | powerLED 1 W DC 350 mA



15

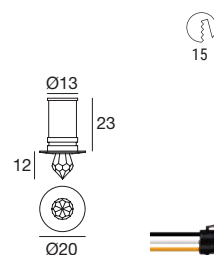

	CRI	UGR	Cct	Im S	Im D	Optic	
91200W00	Chrome	80	-	3000	107	On req	General

 89144 ON/OFF 1 - 2 art.	 89145 ON/OFF 3 - 6 art.	 99375 ON/OFF 6 - 12 art.	 99708 24V DC converter 0/1-10V 1 - 4 art.	 99711 24V DC converter DALI 1 - 4 art.	+ driver 24V DC 99374 75W 99331 150W
--	--	---	--	---	---

Accessories

84916	Controcassa / Recessed casing - Pag. 302
84335	Controcassa / Recessed casing - Pag. 302

Elin | Crystal spotlight | 24 V DC | 5 mm LED 0,5 W DC



15

	CRI	UGR	Cct	Im S	Im D	Optic	
87340Z00	Chrome	-	-	RGB	-	-	General

DMX configuration

99278	Controller DMX 1 - 140 art.
99331	Switching 24 V 150 W

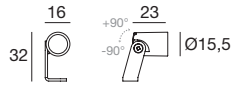
RF control configuration

99696	Controller RF 1 - 140 art.
99702	Remote RF
99331	Switching 24 V 150 W

Accessories

84335	Controcassa / Recessed casing - Pag. 302
84916	Controcassa / Recessed casing - Pag. 302

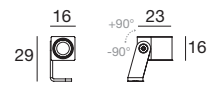
Eyelet_R | Movable spotlight | powerLED 1 W DC 350 mA



	CRI	UGR	Cct	lm S	lm D	Optic
82619W20	White	80	-	3000	145	44 Spot (20°)

					+ driver 24V DC
89144	89145	99375	99708	99711	99374 75W
ON/OFF 1 - 2 art.	ON/OFF 3 - 6 art.	ON/OFF 6 - 12 art.	24V DC converter 0/1-10V 1 - 4 art.	24V DC converter DALI 1 - 4 art.	99331 150W

Eyelet_Q | Movable spotlight | powerLED 1 W DC 350 mA



	CRI	UGR	Cct	lm S	lm D	Optic
82622W20	White	80	-	3000	145	44 Spot (20°)

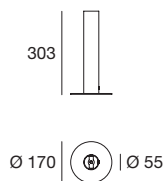
					+ driver 24V DC
89144	89145	99375	99708	99711	99374 75W
ON/OFF 1 - 2 art.	ON/OFF 3 - 6 art.	ON/OFF 6 - 12 art.	24V DC converter 0/1-10V 1 - 4 art.	24V DC converter DALI 1 - 4 art.	99331 150W



Table and floor lamps



Birba_Tab | Table Lights | 220-240 V | E27

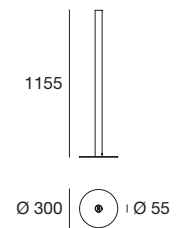



E27 max 22 W LED bulb*

		CRI	UGR	Cct	lm S	lm D	Optic
9463	White	-	-	-	-	-	-
9465	Polish. Brass	-	-	-	-	-	-
9466	Polish. Alum.	-	-	-	-	-	-

* lampadina non inclusa / bulb not included

Birba_Floor | Floor Lights | 220-240 V | E27

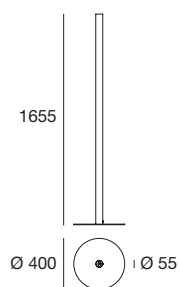


E27 max 22 W LED bulb*

		CRI	UGR	Cct	lm S	lm D	Optic
9475	White	-	-	-	-	-	-
9477	Polish. Brass	-	-	-	-	-	-
9478	Polish. Alum.	-	-	-	-	-	-

* lampadina non inclusa / bulb not included

Birba_Floor | Floor Lights | 220-240 V | E27



E27 max 22 W LED bulb*

		CRI	UGR	Cct	lm S	lm D	Optic
9469	White	-	-	-	-	-	-
9471	Polish. Brass	-	-	-	-	-	-
9472	Polish. Alum.	-	-	-	-	-	-

* lampadina non inclusa / bulb not included



Ceiling and suspension industrial lamps



Products abacus Ceiling and suspension industrial lamps



Lampade industriali a sospensione e a soffitto / Ceiling and suspension industrial lamps

PRODUCT	WATT	LM S'	FINISH	OPTICS	Cct	CRI	IP	PAGE
Mini Tube	4,5	586 - 612	Opaline	Diffused	3000/4000	80	65	160
Alix Single	5,5	1092	Grey	E. W. Flood	4000	80	66	158
Alix Double	12	2242	Grey	E. W. Flood	4000	80	66	158
Mini Tube		2039 - 2129	Opaline	Diffused	3000/4000	80	65	160
Alix Single	13,5	2731	Grey	E. W. Flood	4000	80	66	158
Mini Tube	14	2461 - 2570	Opaline	Diffused	3000/4000	80	65	160
Atix	18	2500	RAL1003	E. W. Flood	4000	80	66	158
Maxi Tube	20	2923	Embossed	E. W. Flood	4000	80	67	160
Alix Single	22	4427	Grey	E. W. Flood	4000	80	66	158
Alix Double	28	5347	Grey	E. W. Flood	4000	80	66	158
Atix	36	5500	RAL1003	E. W. Flood	4000	80	66	158
Maxi Tube	37	5011	Embossed	E. W. Flood	4000	80	67	160
Atix	40	6600	RAL1003	E. W. Flood	4000	80	66	158
Alix Double	44	8395	Grey	E. W. Flood	4000	80	66	158
Alux	65	10538	Alu Glass	E. W. Flood	4000	80	65	158
	90	14558	Alu Glass	E. W. Flood	4000	80	65	158
Flamp	91	13764	Alum Zr	E. W. Flood	4000	80	65	154
Alux	121	18563	Alu Glass	E. W. Flood	4000	80	65	158
Flamp	140	21222	Alum Zr	E. W. Flood	4000	80	65	154
	170	28200	Alum Zr	E. W. Flood	4000	80	65	154
	183	28296	Alum Zr	W. Flood	4000	80	65	154
	220	36072	Alum Zr	E. W. Flood	4000	80	65	155

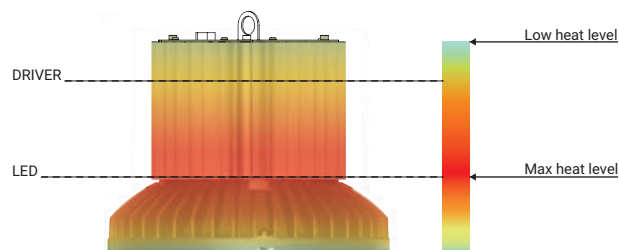
Definizione ottiche / Optics specify

Flood	Flood	25° > 44°
W. Flood	Wide Flood	45° > 79°
Diffused	Diffused	-

¹ i dati si riferiscono al flusso luminoso della sorgente /
¹ data are referred to the source's luminous flux

Dettagli costruttivi

Struttura realizzata in alluminio (EN AB 46100) pressofuso verniciata a polveri epossidiche di zirconio. Sulla lega di base viene eseguito un pretrattamento elettrochimico di anodizzazione a poro aperto che garantisce un'ottima resistenza alla corrosione. Copertura frontale in vetro temprato extra-chiaro (spessore di 4mm) che garantisce un'elevata resistenza agli urti. Il grado di protezione e la tenuta sono garantiti da una guarnizione silconica. Sospensione a LED dall'elevata resistenza meccanica (IK08). Sistema di aggancio per permettere l'installazione con cavi di sospensione/catene (non incluse). Tutte le viti e le staffe dell'apparecchio sono in acciaio inox.



Construction details

Structure made of zirconium epoxy powder coated die-cast aluminium (EN AB 46100). An electrochemical open-pore anodising pretreatment is carried out on the base alloy which guarantees outstanding corrosion resistance. Front cover in extra clear tempered glass (4 mm thick) that ensures high impact resistance. The grade of protection and the seal are guaranteed by a silicone gasket. High mechanical resistance (IK08) LED suspension. Hook system to allow installation with suspension cables/chains (not included). All of the light fixture's screws and brackets are in stainless steel.



Disponibile su richiesta gabbia metallica per protezione contro gli urti. Metallic cage available on request to protect against impact.

Con protezione, conforme alle normative EN13964 (annex D) e DIN 57710-13. With protection, compliant with standards EN13964 (annex D) and DIN 57710-13.



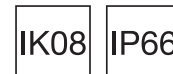
IK08 → IK10



Alix

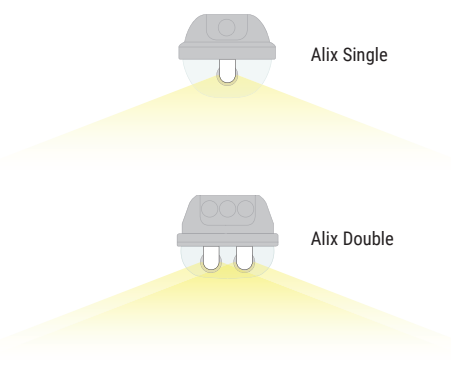
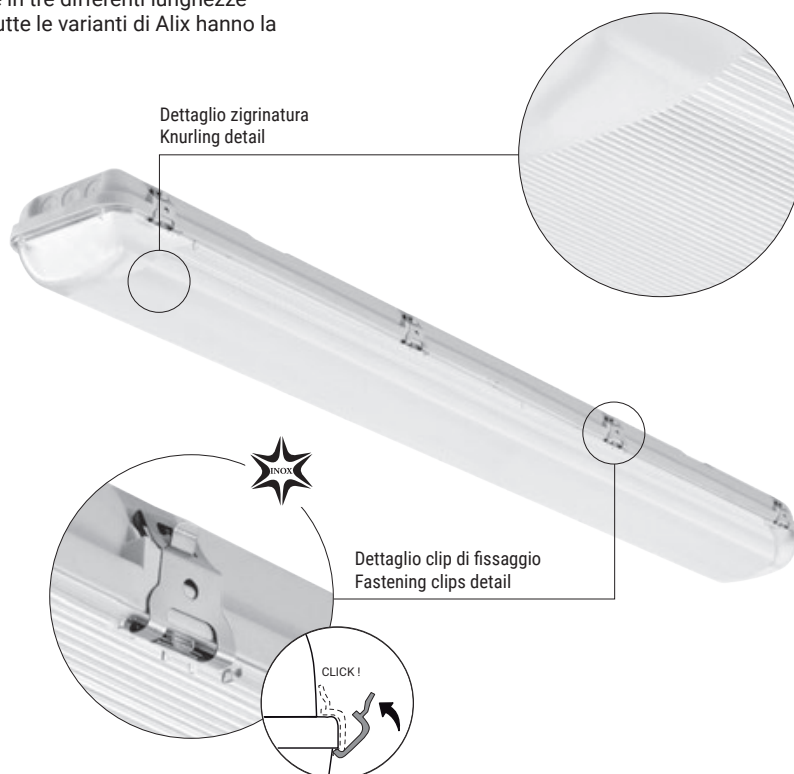
Versatilità

La famiglia di plafoniere Alix è dotata di sorgente luminosa composta da tubo LED singolo centrale nel corpo stretto per la versione Single, tubo LED doppio nel corpo largo per la versione Double. Entrambe le versioni sono suddivise in tre differenti lunghezze corrispondenti a tre differenti potenze di esercizio. Inoltre tutte le varianti di Alix hanno la corrispondente versione in emergenza EM.

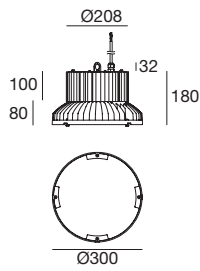


Versatility

The family of Alix fixtures features a light source made up of a single central LED tube in the narrow body for the Single version, and a double LED tube in the wide body for the Double version. Both versions are subdivided into three different lengths corresponding to three different operating powers. Moreover, all the Alix versions have the corresponding EM emergency version.

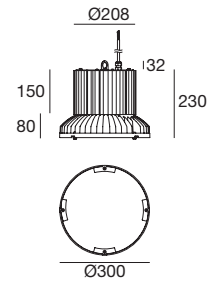


Flamp | Suspension | 198-264 V AC | arrayLED 91 W DC - 100 W AC



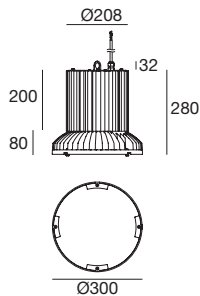
3 LEDs	CRI	UGR	Cct	lm S	lm D	Optic
80761N11	Alum Zr	80	-	4000	13764 On req	E.W.Flood (112°)

Flamp | Suspension | 198-264 V AC | arrayLED 140 W DC - 150 W AC



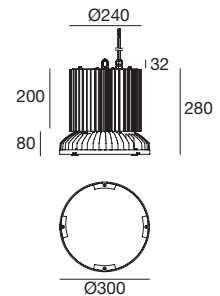
3 LEDs	CRI	UGR	Cct	lm S	lm D	Optic
80538N90	Alum Zr	80	-	4000	21222 On req	E.W.Flood (92°)
80538N11	Alum Zr	80	-	4000	21222 On req	E.W.Flood (111°)

Flamp | Suspension | 198-264 V AC | arrayLED 170 W DC - 180 W AC



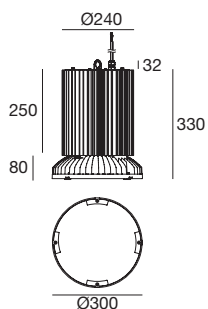
3 LEDs	CRI	UGR	Cct	lm S	lm D	Optic
80540N11	Alum Zr	80	-	4000	28200 On req	E.W.Flood (112°)

Flamp | Suspension | 198-264 V AC | arrayLED 183 W DC - 200 W AC



4 LEDs	CRI	UGR	Cct	lm S	lm D	Optic
80542N60	Alum Zr	80	-	4000	28296 On req	W. Flood (64°)

Flamp | Suspension | 198-264 V AC | arrayLED 220 W DC - 245 W AC



4 LEDs		CRI	UGR	Cct	lm S	lm D	Optic
80544N11	Alum Zr	80	-	4000	36072	On req	E.W.Flood (116°)

Optic 11 Extra Wide Flood

Gli apparecchi con ottica 11 hanno la superficie interna adiacente alla sorgente LED verniciata di bianco riflettente.

Optic 11 Extra Wide Flood

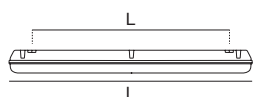
The fixtures with 11 optic have an internal surface adjacent to the LED source painted reflective white.







Alix Single | Ceiling Lights | 190-250 V | topLED



5,5 W DC - 6,5 W AC - L 660 mm

	CRI	UGR	Cct	lm S	lm D	Optic
82347N12	Grey	80	-	4000	1092 950	E.W.Flood (85°)

13,5 W DC - 15 W AC - L 1277 mm

	CRI	UGR	Cct	lm S	lm D	Optic
82348N12	Grey	80	-	4000	2731 2375	E.W.Flood (85°)

22 W DC - 24 W AC - L 1573 mm

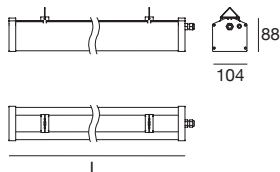
	CRI	UGR	Cct	lm S	lm D	Optic
82349N12	Grey	80	-	4000	4427 3850	E.W.Flood (85°)

Accessorio per installazione / Installation accessory



Description	
Incluso Included	Kit fissaggio a sospensione (x2 pz) / Hanging fixing kit (x2 pz)

Alux | Ceiling Lights | 198-264 V AC | topLED 85 W/m



65 W DC - 70 W AC - L 844 mm

	CRI	UGR	Cct	lm S	lm D	Optic
81776N12	Alu Glass	80	-	4000	10538 9214	E.W.Flood (117°)

90 W DC - 100 W AC - L 1234 mm

	CRI	UGR	Cct	lm S	lm D	Optic
81778N12	Alu Glass	80	-	4000	14558 12665	E.W.Flood (116°)

121 W DC - 140 W AC - L 1624 mm

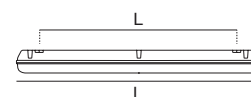
	CRI	UGR	Cct	lm S	lm D	Optic
81780N12	Alu Glass	80	-	4000	18563 16903	E.W.Flood (116°)

Accessorio per installazione / Installation accessory



Description	
Incluso Included	Kit fissaggio a sospensione (x2 pz) / Hanging fixing kit (x2 pz)

Alix Double | Ceiling Lights | 190-250 V | topLED



12 W DC - 13 W AC - L 660 mm

	CRI	UGR	Cct	lm S	lm D	Optic
82350N12	Grey	80	-	4000	2242 1950	E.W.Flood (85°)

28 W DC - 30 W AC - L 1277 mm

	CRI	UGR	Cct	lm S	lm D	Optic
82351N12	Grey	80	-	4000	5347 4650	E.W.Flood (85°)

44 W DC - 48 W AC - L 1573 mm

	CRI	UGR	Cct	lm S	lm D	Optic
82352N12	Grey	80	-	4000	8395 7300	E.W.Flood (85°)

Accessorio per installazione / Installation accessory



Description	
Incluso Included	Kit fissaggio a sospensione (x2 pz) / Hanging fixing kit (x2 pz)

Atix | Ceiling/Suspension lamp 198-264 V AC | topLED



18 W DC - 22 W AC - L 665 mm

	CRI	UGR	Cct	lm S	lm D	Optic
93280N12	RAL1003	80	-	4000	2500 2199	W. Flood (76°)

36 W DC - 40 W AC - L 1282 mm

	CRI	UGR	Cct	lm S	lm D	Optic
93281N12	RAL1003	80	-	4000	5500 4802	E.W.Flood (73°)

40 W DC - 45 W AC - L 1587 mm

	CRI	UGR	Cct	lm S	lm D	Optic
93282N12	RAL1003	80	-	4000	6600 5800	E.W.Flood (69°)

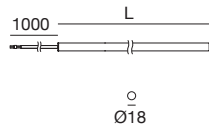
Accessorio per installazione / Installation accessory



Description	
Incluso Included	Kit fissaggio a sospensione (x2 pz) / Hanging fixing kit (x2 pz)



Mini Tube | Ceiling Lights | 198-264 V AC | topLED



4,5 W DC - 5,2 W AC - L 331 mm

		CRI	UGR	Cct	lm S	lm D	Optic
92392W00	Opaline	80	-	3000	586	On req	Diffused
92392N00	Opaline	80	-	4000	612	On req	Diffused

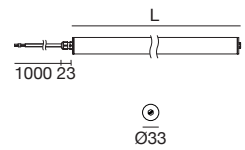
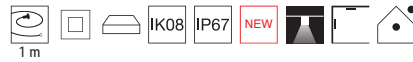
12 W DC - 13,5 W AC - L 1201 mm

		CRI	UGR	Cct	lm S	lm D	Optic
92422W00	Opaline	80	-	3000	2039	On req	Diffused
92422N00	Opaline	80	-	4000	2129	On req	Diffused

14 W DC - 15,5 W AC - L 1491 mm

		CRI	UGR	Cct	lm S	lm D	Optic
92423W00	Opaline	80	-	3000	2461	On req	Diffused
92423N00	Opaline	80	-	4000	2570	On req	Diffused

Maxi Tube | Ceiling Lights | 198-264 V AC | topLED




20 W DC - 22 W AC - L 1176 mm

		CRI	UGR	Cct	lm S	lm D	Optic
92439N12	Embossed	80	-	4000	2923	On req	E.W.Flood

37 W DC - 40,5 W AC - L 1476 mm

		CRI	UGR	Cct	lm S	lm D	Optic
92440N12	Embossed	80	-	4000	5011	On req	E.W.Flood

Accessorio per installazione / Installation accessory

		Description
1x		99226 Kit fissaggio a clip in acciaio / Clip fixing kit






Ceiling and wall lamps



Products abacus Ceiling



Downlight da esterno / Outdoor downlight

PRODUCT	WATT	LM S'	UGR	SHAPE	FINISH	OPTICS	Cct	CRI	 ³	IP	PAGE
Orma	4	490	<19/<22	○	Steel/Alu	Flood/W.Flood	3000	80	55	68	168
	8	1088	<16/<22	○	Steel/Alu	Flood/W.Flood	3000	80	86	68	168

Lampade da soffitto da esterno / Outdoor ceiling lamps

PRODUCT	WATT	LM S'	UGR	SHAPE	FINISH	OPTICS	Cct	CRI	IP	PAGE
MyWhite	4	405 - 462	-	○	White	Diffused	3000/4000	85	65	177
		405 - 462	-	□	White	Diffused	3000/4000	85	65	177
Portik	6,5	770	<22	○	White	W.Flood	3000	80	65	169
		770	<16	○	White/Black	Flood/W.Flood	2700	80	65	169
MyWhite	10	1340 - 1530	<16	○	White	Diffused	3000/4000	85	65	176
		1340 - 1530	<16	□	White	Diffused	3000/4000	85	65	176
	11	1108 - 1265	<19	▬	White	Diffused	3000/4000	85	65	177
Portik	12,5	1724	<19	○	White	W.Flood	3000	80	65	169
MyWhite	16	1662 - 1898	<16	○	White	Diffused	3000/4000	85	65	176
		1662 - 1898	<16	□	White	Diffused	3000/4000	85	65	176
	17	1801 - 2057	<19	▬	White	Diffused	3000/4000	85	65	177
Lira AISI	23	2947	-	▬	DarkBrown/Black	Diffused	3000	80	65	170
Lira	30	3617	-	○	DarkBrown/Black	Diffused	3000	80	65	172
Lira AISI	31	4117	-	▬	DarkBrown/Black	Diffused	3000	80	65	170


Lampade a sospensione da esterno / Outdoor pendant lamps

PRODUCT	WATT	LM S'	UGR	SHAPE	FINISH	OPTICS	Cct	CRI	IP	PAGE
Lira	30	3617	-	○	DarkBrown/Black	Diffused	3000	80	65	172
Lira AISI	31	4117	-	▬	DarkBrown/Black	Diffused	3000	80	65	170





Definizione ottiche / Optics specify

Flood	Flood	25° > 44°
W. Flood	Wide Flood	45° > 79°
General	General	-
Diffused	Diffused	-

¹ i dati si riferiscono al flusso luminoso della sorgente /
¹ data are referred to the source's luminous flux

³  = Foro d'installazione / Installation Hole

Products abacus Wall

LIRA AISI	ARDILLA66	PER	MYWHITE
			

Luce puntuale a parete / Spot wall lights

PRODUCT	WATT	LM S'	UGR	EMISSION	FINISH	OPTICS	Cct	CRI	IP	PAGE
Per	4	466	-	Double emission	<input type="text" value="White"/>	E.W.Flood	3000	80	66	174
Ardilla66	4,1	490	-	Single emission	<input type="text" value="White"/>	General	3000	80	66	174
	7,6	980	-	Double emission	<input type="text" value="White"/>	General	3000	80	66	174

Luce diffusa a parete / Diffused wall lights

PRODUCT	WATT	LM S'	UGR	EMISSION	FINISH	OPTICS	Cct	CRI	IP	PAGE
MyWhite	4	405 - 462	-	Single emission	<input type="text" value="White"/>	Diffused	3000/4000	85	65	177
		405 - 462	-	Single emission	<input type="text" value="White"/>	Diffused	3000/4000	85	65	177
	10	1340 - 1530	<16	Single emission	<input type="text" value="White"/>	Diffused	3000/4000	85	65	176
		1340 - 1530	<16	Single emission	<input type="text" value="White"/>	Diffused	3000/4000	85	65	176
	11	1108 - 1265	<19	Single emission	<input type="text" value="White"/>	Diffused	3000/4000	85	65	177
Lira AISI	15	2059	-	Single emission	<input type="text" value="DarkBrown"/> <input type="text" value="Black"/>	Diffused	3000	80	65	171
MyWhite	16	1662 - 1898	<16	Single emission	<input type="text" value="White"/>	Diffused	3000/4000	85	65	176
		1662 - 1898	<16	Single emission	<input type="text" value="White"/>	Diffused	3000/4000	85	65	176
	17	1801 - 2057	<19	Single emission	<input type="text" value="White"/>	Diffused	3000/4000	85	65	177
Lira AISI	23	2947	-	Single emission	<input type="text" value="DarkBrown"/> <input type="text" value="Black"/>	Diffused	3000	80	65	171

Definizione ottiche / Optics specify

E.W.Flood	Extra Wide Flood	≥ 80°
General	General	-
Diffused	Diffused	-

¹ i dati si riferiscono al flusso luminoso della sorgente /
¹ data are referred to the source's luminous flux

Ingombro ridotto

Un downlight dall'ingombro minimo, da 46 a 50 millimetri appena, con flangia ridotta e ottiche progettate per alloggiare all'interno del corpo una soluzione intelligente che facilita l'installazione del prodotto.

Small overall dimensions

A small-footprint downlight, from 46 to barely 50 mm, with a small flange and Optics designed to fit inside the body. This smart solution makes the product easier to install.



Portik

Portik è dotato di vano ottico recesso che ne aumenta l'angolo di schermatura. Grazie al particolare collarino nero all'estremità della sorgente del corpo lampada, Portik garantisce un perfetto comfort visivo.

Portik features a recessed optical compartment which increases the shielding angle. Thanks to the special black collar at the end of the lamp body source, Portik guarantees perfect visual comfort.



Driver onboard



Driver remote

6,5 W - h 90 mm

12,5 W - h 120 mm

Lira AISI

pag. 170

Gli apparecchi della famiglia Lira AISI sono ideali per l'illuminazione di ambienti esterni. La gamma Lira AISI prevede soluzioni a sospensione, applique e sistema su tesata. Disponibile in finitura nera o dark brown.

The luminaires of the Lira AISI family are ideal for lighting outdoor environments. The Lira AISI range includes suspension solutions with standard canopy or suspended on a steel cable, ceiling and wall lamps. Available in black or dark brown finish.



IP65

Lira

pag. 172

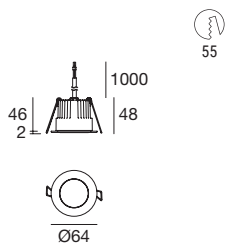
La famiglia Lira è caratterizzata da plafone, sospensione e piantana. Il diffusore in resina poliuretano bianca conferisce un'alta resistenza alle intemperie. Disponibile in finitura nera o dark brown, è ideale per l'illuminazione di spazi esterni.

The Lira family includes ceiling light, suspension and standing lamp. The white polyurethane resin diffuser gives a high resistance to bad weather. Available in black or dark brown finish, the Lira fixtures are ideal for lighting outdoor spaces.



IP65

Orma_C | Downlight | powerLED 4 W DC 350 mA



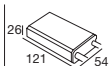
		CRI	UGR	Cct	lm S	lm D	Optic	
81223W30	Steel Alu	80	<19	3000	490	270	Flood (29°)	
81223W60	Steel Alu	80	<22	3000	490	299	W. Flood (48°)	



89421
ON/OFF
1 art.



99183
ON/OFF
2 - 3 art.



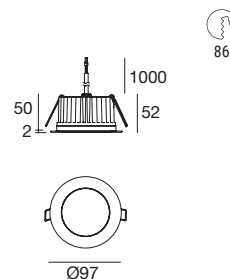
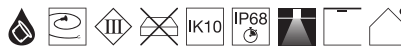
83100
DALI
1 - 4 art.



Accessories

89373	Controcassa / Recessed casing - Pag. 302
89374	Controcassa / Recessed casing - Pag. 302

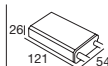
Orma_C | Downlight | arrayLED 8 W DC 220 mA



		CRI	UGR	Cct	lm S	lm D	Optic	
81229W30	Steel Alu	80	<16	3000	1088	894	Flood (31°)	
81229W60	Steel Alu	80	<22	3000	1088	810	W. Flood (61°)	



99342
ON/OFF
1 art.



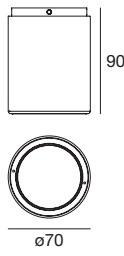
83154
DALI
1 art.



Accessories

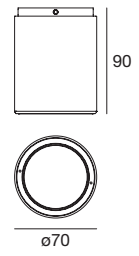
89373	Controcassa / Recessed casing - Pag. 302
89374	Controcassa / Recessed casing - Pag. 302

Portik_R | Ceiling luminaires | 198-264 V AC | arrayLED 6,5 W DC - 7,5 W AC



	CRI	UGR	Cct	lm S	lm D	Optic
81851W60	White	80	<22	3000	770	635 W. Flood (67°)

Portik_R | Ceiling luminaires | arrayLED 6,5 W DC 630mA



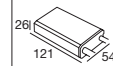
	CRI	UGR	Cct	lm S	lm D	Optic
83685M30	White	80	<16	2700	770	646 Flood (39°)
83686M30	Black	80	<16	2700	770	646 W. Flood (67°)



99179
ON/OFF
1 - 2 art.

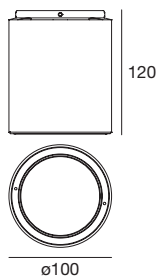


99186
ON/OFF
2 - 4 art.



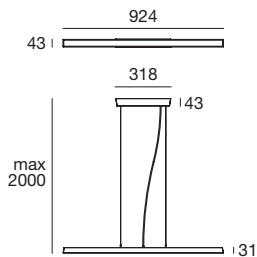
83102
DALI
1 - 4 art.

Portik_R | Ceiling luminaires | 198-264 V AC | arrayLED 12,5 W DC - 14 W AC



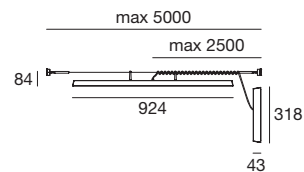
	CRI	UGR	Cct	lm S	lm D	Optic
81855W60	White	80	<19	3000	1724	1222 W. Flood (62°)

Lira AISI_P | Pendant luminaires | 220-240 V | topLED 31 W



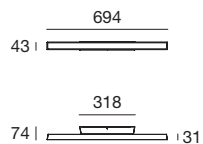
	CRI	UGR	Cct	lm S	lm D	Optic
9330	DarkBrown	80	-	3000	4117 1351	Diffused
9331	Black	80	-	3000	4117 1351	Diffused

Lira AISI_P Cable | Cable luminaires | 220-240 V | topLED 31 W



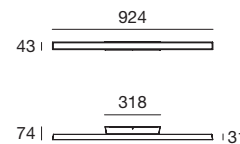
	CRI	UGR	Cct	lm S	lm D	Optic
9332	DarkBrown	80	-	3000	4117 1351	Diffused
9333	Black	80	-	3000	4117 On req	Diffused

Lira AISI_S | Ceiling luminaires | 220-240 V | topLED 23 W



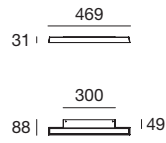
	CRI	UGR	Cct	lm S	lm D	Optic
9334	DarkBrown	80	-	3000	2947 1000	Diffused
9335	Black	80	-	3000	2947 1000	Diffused

Lira AISI_S | Ceiling luminaires | 220-240 V | topLED 31 W



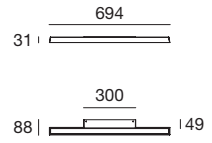

	CRI	UGR	Cct	lm S	lm D	Optic
9336	DarkBrown	80	-	3000	4117 1351	Diffused
9337	Black	80	-	3000	4117 1351	Diffused

Lira AISI_W | Wall light | 220-240 V | topLED 15 W



		CRI	UGR	Cct	lm S	lm D	Optic
9338	DarkBrown	80	-	3000	2059	578	Diffused
9339	Black	80	-	3000	2059	578	Diffused

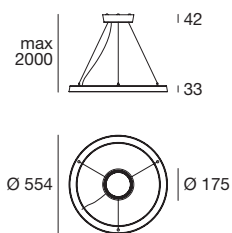
Lira AISI_W | Wall light | 220-240 V | topLED 23 W



		CRI	UGR	Cct	lm S	lm D	Optic
9340	DarkBrown	80	-	3000	2947	1000	Diffused
9341	Black	80	-	3000	2947	1000	Diffused

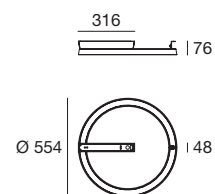



Lira_P | Pendant luminaires | 220-240 V | topLED 30 W



		CRI	UGR	Cct	lm S	lm D	Optic
9322	DarkBrown	80	-	3000	3617	1401	Diffused
9323	Black	80	-	3000	3617	1041	Diffused

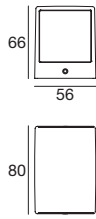
Lira_S | Ceiling luminaires | 220-240 V | topLED 30 W



		CRI	UGR	Cct	lm S	lm D	Optic
9324	DarkBrown	80	-	3000	3617	1401	Diffused
9325	Black	80	-	3000	3617	1041	Diffused

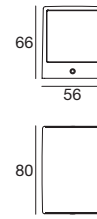
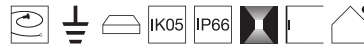


Ardilla66 Single emission | Wall light | 198-264 V AC | powerLED 4,1 W DC - 5,7 W AC



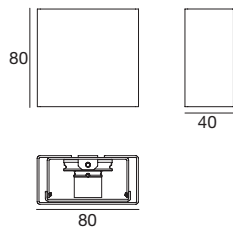
	CRI	UGR	Cct	lm S	lm D	Optic	
94167W00	White	80	-	3000	490	267	General

Ardilla66 Double emission | Wall light | 198-264 V AC | powerLED 7,6 DC - 10 W AC



	CRI	UGR	Cct	lm S	lm D	Optic	
94204W00	White	80	-	3000	980	562	General

Per | Wall light | powerLED 4 W DC 630 mA



	CRI	UGR	Cct	lm S	lm D	Optic	
92619W12	White	80	-	3000	466	316	E.W.Flood



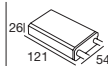
89420
ON/OFF
1 art.



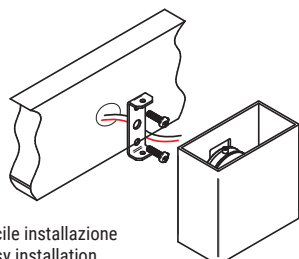
99179
ON/OFF
2 - 3 art.



99186
ON/OFF
3 - 6 art.



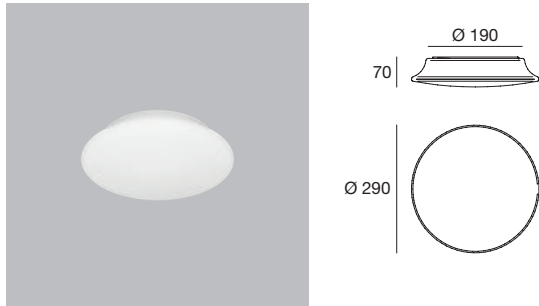
83102
DALI
1 - 7 art.



Facile installazione
Easy installation

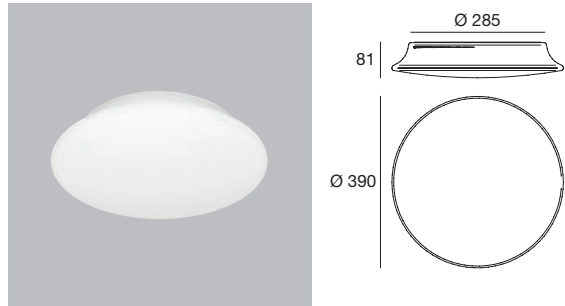
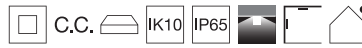


MyWhite_R | Wall/Ceiling lights | 220-240 V | topLED 10 W



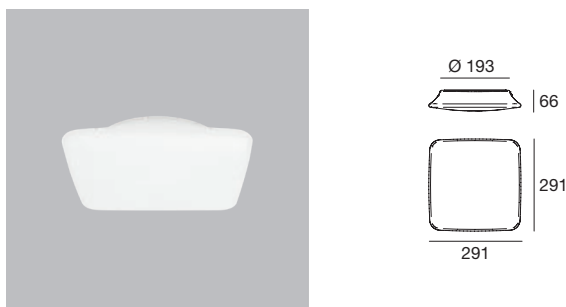
	CRI	UGR	Cct	lm S	lm D	Optic	
7805	White	85	<16	3000	1340	680	Diffused
7805N	White	85	<16	4000	1530	776	Diffused

MyWhite_R | Wall/Ceiling lights | 220-240 V | topLED 16 W



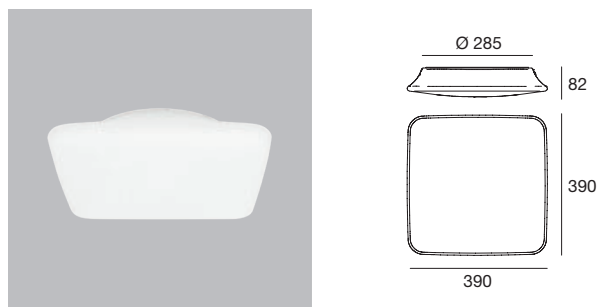
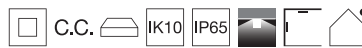
	CRI	UGR	Cct	lm S	lm D	Optic	
7806	White	85	<16	3000	1662	1150	Diffused
7806N	White	85	<19	4000	1898	1313	Diffused

MyWhite_Q | Wall/Ceiling lights | 220-240 V | topLED 10 W



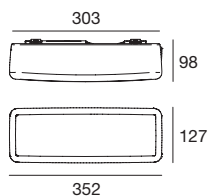
	CRI	UGR	Cct	lm S	lm D	Optic	
7807	White	85	<16	3000	1340	696	Diffused
7807N	White	85	<16	4000	1530	776	Diffused

MyWhite_Q | Wall/Ceiling lights | 220-240 V | topLED 16 W



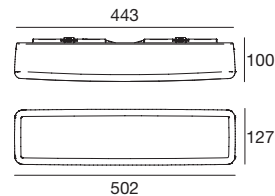
	CRI	UGR	Cct	lm S	lm D	Optic	
7808	White	85	<16	3000	1662	1150	Diffused
7808N	White	85	<16	4000	1898	1313	Diffused

MyWhite_B | Wall light | 220-240 V | topLED 11 W



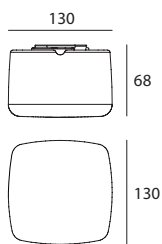
	CRI	UGR	Cct	lm S	lm D	Optic	
7809	White	85	<19	3000	1108	701	Diffused
7809N	White	85	<19	4000	1265	800	Diffused

MyWhite_B | Wall light | 220-240 V | topLED 17 W



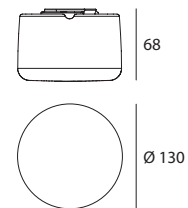

	CRI	UGR	Cct	lm S	lm D	Optic	
7810	White	85	<19	3000	1801	1009	Diffused
7810N	White	85	<19	4000	2057	1152	Diffused

MiniWhite_Q | Wall light | 220-240 V | topLED 4 W



	CRI	UGR	Cct	lm S	lm D	Optic	
8029	White	85	-	3000	405	311	Diffused
8029N	White	85	-	4000	462	355	Diffused


MiniWhite_R | Wall light | 220-240 V | topLED 4 W



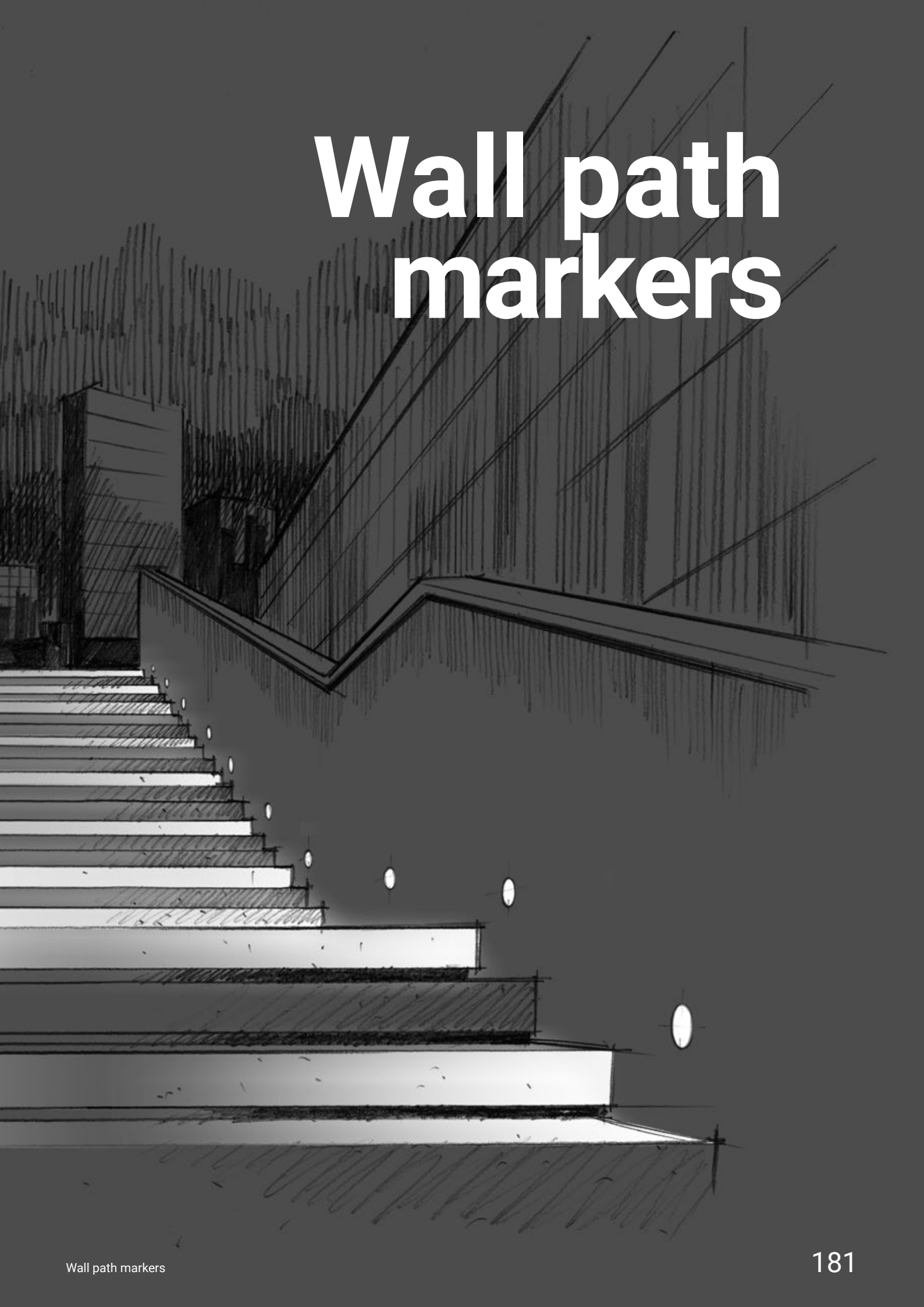
	CRI	UGR	Cct	lm S	lm D	Optic	
8028	White	85	-	3000	405	311	Diffused
8028N	White	85	-	4000	462	355	Diffused



























Wall path markers



Products abacus Wall path markers




Incassi a parete - segnapasso / Wall path markers

PRODUCT	WATT	LMS ¹	SHAPE	INSTALLATION	FINISH	OPTICS	Cct	CRI		IP	PAGE
Envelope	1	145 - 155		Wall - Ceiling	White Grey DarkBrown BK Grey	Asymm.	3000/4000	80	29	66	184
		136		Wall	White	Asymm.	3000	80	-	66	184
		136		Wall	White	Asymm.	3000	80	-	66	184
Step66	1	145		Wall	White DarkBrown	Asymm.	3000	80	40x45	65	186
Sand	1	145		Wall	White	General	3000	80	-	65	187
		145		Wall	White	General	3000	80	-	65	187
Quara		136 - 155		Wall	White	W.Flood	2700/3000/4000	80	-	65	188
Cut		233		Wall	White	Flood	3000	80	52	65	186
Quara	2	233 - 249		Wall	White Grey DarkBrown	E.W.Flood	3000/4000	80	52	65	188
		233		Wall	White Grey DarkBrown	E.W.Flood	3000	80	52	65	188
		233		Wall	Steel	W.Flood	3000	80	52	65	188
		233 - 249		Wall	White Grey DarkBrown	E.W.Flood	3000/4000	80	52	65	189
		233		Wall	White Grey DarkBrown	E.W.Flood	3000	80	52	65	189
		233		Wall	Steel	W.Flood	3000	80	52	65	189
		233		Wall	Steel	E.W.Flood	3000/4000	80	-	66	186
Chim	4	466 - 498		Wall	Steel	E.W.Flood	3000/4000	80	-	66	186
Quara	4	466		Wall	White Grey DarkBrown	W.Flood	3000	80	-	65	189
Envelope	6	699		Wall	White	Asymm.	3000	80	-	65	184
Intake	6	672		Wall	Steel	Asymm.	3000	80	-	66	186

Definizione ottiche / Optics specify

Flood	Flood	25° > 44°
W. Flood	Wide Flood	45° > 79°
E. W. Flood	Extra Wide Flood	≥ 80°
General	General	-
Asymm.	Asymmetric	-

¹ i dati si riferiscono al flusso luminoso della sorgente /
¹ data are referred to the source's luminous flux

³  = Foro d'installazione / Installation Hole

Elegante ed essenziale

Envelope appare con un unico elemento compatto, dall'aspetto pulito e minimale. Le viti, infatti, sono nascoste alla vista. Il sistema ad aggancio rapido con attacco a baionetta facilita l'installazione, la controcassa a scomparsa preserva l'estetica del prodotto. Si può installare anche tramite apposita staffa di fissaggio.

Simple, elegant and minimalist

Envelope consists of a single compact element, with the screws hidden from view. The bayonet fitting makes it quick and easy to install, and the casing can be concealed for even greater aesthetic impact. Can also be fitted using a bracket.

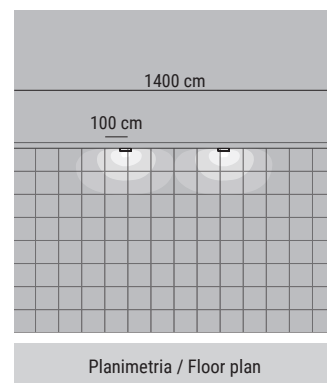



Ottica recessa, design asimmetrico

La sorgente recessa è nascosta alla vista, pertanto l'apparecchio è totalmente schermato (full cut-off): l'occhio vede ed apprezza soltanto l'emissione, pulita e confortevole. Il design leggermente asimmetrico dirige il fascio verso la zona di calpestio.

Recessed optic, asymmetric design

The recessed source is hidden from view, so the unit offers full cutoff: all you see is the clean, attractive beam. The slightly asymmetric design directs it towards the path.



Quara



Quara

Quara è uno step light ideale per applicazioni a muro, disponibile in versione tonda e quadrata garantisce un effetto "segnapasso" a terra con un elevato controllo del glaring grazie al vano ottico asimmetrico inclinato di 45° rispetto alla flangia del prodotto. Quara è disponibile nelle finiture bianco, dark brown, grigio e acciaio per adattarsi ad ogni tipo di architettura.

Quara is an ideal step light for wall applications, available in round and square versions to guarantee a "step marker" effect on the ground with high glaring control thanks to the asymmetric optical chamber that is tilted at 45° in respect of flange of the product. Quara is available in 4 finishes to suit any type of architecture.

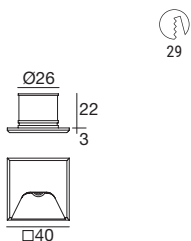


Quara F

Quara frameless è dotato delle stesse caratteristiche ottiche di Quara ma grazie alle scanalature frontali permette di integrarsi perfettamente all'architettura attraverso la rasatura a filo parete del prodotto.

Quara Frameless is equipped with the same optical characteristics as Quara but – thanks to the frontal grooves – can be perfectly integrated with the architecture through shaving the product flush with the wall.

Envelope_1 | Path-marker | powerLED 1 W DC 350 mA



29

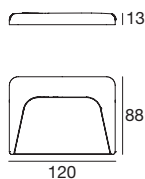
	CRI	UGR	Cct	lm S	lm D	Optic
96976W07	White	80	-	3000	145	28 Asymm.
96976N07	White	80	-	4000	155	30 Asymm.
96978W07	Grey	80	-	3000	145	28 Asymm.
96979W07	DarkBrown	80	-	3000	145	28 Asymm.
80605W07	BK Grey	80	-	3000	145	28 Asymm.

89419 ON/OFF 1 - 2 art.	89421 ON/OFF 3 - 6 art.	99183 ON/OFF 6 - 12 art.	83100 DALI 1 - 14 art.

Accessories

84336	PVC	Controcassa / Recessed casing - Pag. 302
84915	PVC	Controcassa / Recessed casing - Pag. 302

Envelope_W | Path-marker | 24 V DC | topLED 1 W DC



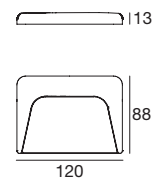
	CRI	UGR	Cct	lm S	lm D	Optic
97170W07	White	80	-	3000	136	89 Asymm.

89488 ON/OFF 1 - 14 art.	89179 ON/OFF 1 - 24 art.	89359 ON/OFF 1 - 48 art.	99332 0/1-10V 1 - 150 art.	99722 DALI 1 - 120 art.

Accessories

98111	Controcassa / Recessed casing - Pag. 302
--------------	--

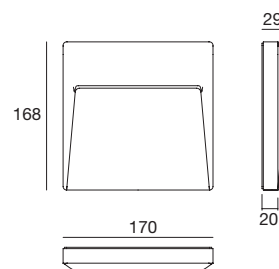
Envelope_W | Path-marker | 24 V DC | topLED 1 W DC



	CRI	UGR	Cct	lm S	lm D	Optic
97167W07	White	80	-	3000	136	89 Asymm.

89488 ON/OFF 1 - 14 art.	89179 ON/OFF 1 - 24 art.	89359 ON/OFF 1 - 48 art.	99332 0/1-10V 1 - 150 art.	99722 DALI 1 - 120 art.

Envelope_W | Path-marker | 198-264 V AC | topLED 6 W DC - 8 W AC



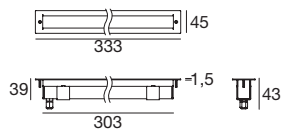
	CRI	UGR	Cct	lm S	lm D	Optic
81343W07	White	80	-	3000	699	464 Asymm.

Accessories

99744	Controcassa / Recessed casing - Pag. 302
--------------	--



Intake_L | Path-marker | 100-240 V AC | topLED 6 W DC - 7 W AC

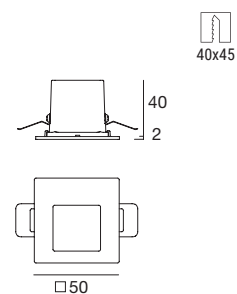


	CRI	UGR	Cct	lm S	lm D	Optic	
97714W07	Steel	80	-	3000	672	369	Asymm.

Accessories

98496	Controcassa / Recessed casing - Pag. 302
--------------	--

Step66 | Path-marker | 190-250 V AC | powerLED 1 W DC - 1,2 W AC

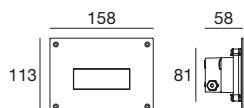


	CRI	UGR	Cct	lm S	lm D	Optic	
82746W07	White	80	-	3000	145	On req	Asymm.
82748W07	DarkBrown	80	-	3000	145	On req	Asymm.

Accessories

83181	Controcassa / Recessed casing - Pag. 302
--------------	--

Chim | Path-marker | 190-250 V AC | powerLED 4 W DC - 4,8 W AC

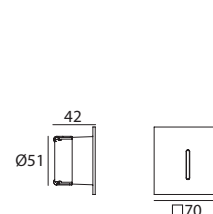



	CRI	UGR	Cct	lm S	lm D	Optic	
92681W12	Steel	80	-	3000	466	316	E.W.Flood(107°)
92681N12	Steel	80	-	4000	498	337	E.W.Flood(107°)

Accessories

98009	Controcassa / Recessed casing - Pag. 302
--------------	--

Cut_Q | Path-marker | powerLED 2 W DC 630 mA



	CRI	UGR	Cct	lm S	lm D	Optic	
92558W05	White	80	-	3000	233	131	Flood (35°)



89420
ON/OFF
1 - 2 art.



99179
ON/OFF
3 - 6 art.



99186
ON/OFF
6 - 12 art.

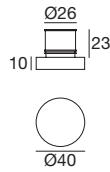


83102
DALI
1 - 14 art.

Accessories

84338	PVC	Controcassa / Recessed casing - Pag. 302
--------------	-----	--

Sand_R | Path-marker | powerLED 1 W DC 350 mA



	CRI	UGR	Cct	lm S	lm D	Optic
92260W00	White	80	-	3000	145	85 General (180°)



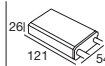
89419
ON/OFF
1 - 2 art.



89421
ON/OFF
3 - 6 art.



99183
ON/OFF
6 - 12 art.

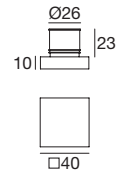


83100
DALI
1 - 14 art.

Accessories

84915	PVC	Controcassa / Recessed casing - Pag. 302
84336	PVC	Controcassa / Recessed casing - Pag. 302

Sand_Q | Path-marker | powerLED 1 W DC 350 mA



	CRI	UGR	Cct	lm S	lm D	Optic
92262W00	White	80	-	3000	145	85 General (180°)



89419
ON/OFF
1 - 2 art.



89421
ON/OFF
3 - 6 art.



99183
ON/OFF
6 - 12 art.

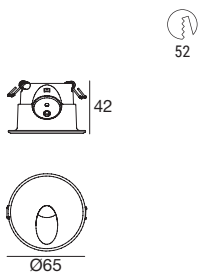


83100
DALI
1 - 14 art.

Accessories

84915	PVC	Controcassa / Recessed casing - Pag. 302
84336	PVC	Controcassa / Recessed casing - Pag. 302

Quara_R | Path-marker | powerLED 2 W DC 630 mA

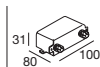


52

	CRI	UGR	Cct	lm S	lm D	Optic	
85543W70	White	80	-	3000	233	116	E.W.Flood(104°)
85543N70	White	80	-	4000	249	125	E.W.Flood(104°)
85542W70	Grey	80	-	3000	233	108	E.W.Flood(104°)
87988W70	DarkBrown	80	-	3000	233	67	E.W.Flood(104°)



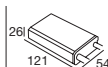
89420
ON/OFF
1 - 2 art.



99179
ON/OFF
3 - 6 art.



99186
ON/OFF
6 - 12 art.

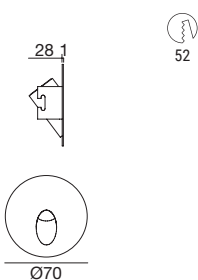


83102
DALI
1 - 14 art.

Accessories

84338	PVC	Controcassa / Recessed casing - Pag. 302
--------------	-----	--

Quara_RI | Path-marker | powerLED 2 W DC 630 mA

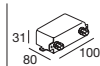


52

	CRI	UGR	Cct	lm S	lm D	Optic	
92671W70	Steel	80	-	3000	233	84	W. Flood (74°)



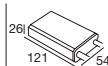
89420
ON/OFF
1 - 2 art.



99179
ON/OFF
3 - 6 art.



99186
ON/OFF
6 - 12 art.

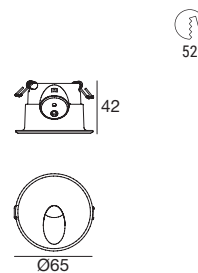


83102
DALI
1 - 14 art.

Accessories

84338	PVC	Controcassa / Recessed casing - Pag. 302
--------------	-----	--

Quara_R | Path-marker | 190-250 V AC | powerLED 2 W DC



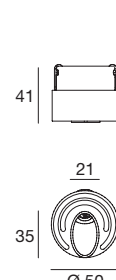
52

	CRI	UGR	Cct	lm S	lm D	Optic	
83579W70	White	80	-	3000	233	116	E.W.Flood(104°)
83580W70	Grey	80	-	3000	233	108	E.W.Flood(104°)
83581W70	DarkBrown	80	-	3000	233	67	E.W.Flood(104°)

Accessories

84338	PVC	Controcassa / Recessed casing - Pag. 302
--------------	-----	--

Quara_F | Path-marker | powerLED 1 W DC 350 mA



	CRI	UGR	Cct	lm S	lm D	Optic	
86460M70	White	80	-	2700	136	67	W. Flood (74°)
86460W70	White	80	-	3000	145	71	W. Flood (74°)
86460N70	White	80	-	4000	155	76	W. Flood (74°)



89419
ON/OFF
1 - 2 art.



89421
ON/OFF
3 - 6 art.



99183
ON/OFF
6 - 12 art.

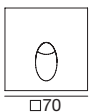
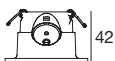


83100
DALI
1 - 14 art.

Accessories

84338	PVC	Controcassa / Recessed casing - Pag. 302
--------------	-----	--

Quara_Q | Path-marker | powerLED 2 W DC 630 mA



52

	CRI	UGR	Cct	lm S	lm D	Optic	
86563W70	White	80	-	3000	233	116	E.W.Flood(104°)
86563N70	White	80	-	4000	249	125	E.W.Flood(104°)
86562W70	Grey	80	-	3000	233	108	E.W.Flood(104°)
87989W70	DarkBrown	80	-	3000	233	67	E.W.Flood(104°)



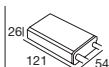
89420
ON/OFF
1 - 2 art.



99179
ON/OFF
3 - 6 art.



99186
ON/OFF
6 - 12 art.

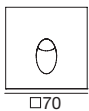


83102
DALI
1 - 14 art.

Accessories

84338	PVC	Controcassa / Recessed casing - Pag. 302
--------------	-----	--

Quara_QI | Path-marker | powerLED 2 W DC 630 mA



52

	CRI	UGR	Cct	lm S	lm D	Optic	
92672W70	Steel	80	-	3000	233	84	W. Flood (74°)



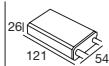
89420
ON/OFF
1 - 2 art.



99179
ON/OFF
3 - 6 art.



99186
ON/OFF
6 - 12 art.

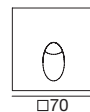
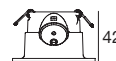


83102
DALI
1 - 14 art.

Accessories

84338	PVC	Controcassa / Recessed casing - Pag. 302
--------------	-----	--

Quara_Q | Path-marker | 190-250 V AC | powerLED 2 W DC




52

	CRI	UGR	Cct	lm S	lm D	Optic	
83583W70	White	80	-	3000	233	116	E.W.Flood(104°)
83584W70	Grey	80	-	3000	233	108	E.W.Flood(104°)
83585W70	DarkBrown	80	-	3000	233	67	E.W.Flood(104°)

Accessories

84338	PVC	Controcassa / Recessed casing - Pag. 302
--------------	-----	--

Quara_QI | Path-marker | 198-264 V AC | powerLED 4 W DC - 4,8 W AC




	CRI	UGR	Cct	lm S	lm D	Optic	
92238W70	White	80	-	3000	466	267	W. Flood (75°)
92239W70	Grey	80	-	3000	466	246	W. Flood (75°)
92240W70	DarkBrown	80	-	3000	466	153	W. Flood (75°)

Accessories

98050	PVC	Controcassa / Recessed casing - Pag. 302
--------------	-----	--




Uplights




Products abacus uprights



Uplights

PRODUCT	WATT	LMS ¹	SHAPE	ADJ ²	FINISH	OPTICS	Cct	CRI		IP	PAGE
Beret	1	145 - 155	○	-	White Chrome Nickel Steel	Spot/Flood W.Flood/General	3000/4000	80	29	66	200
		145	○	-	White Steel	Flood/W.Flood	3000	80	29	66	200
		145	◻	-	Steel	General	3000	80	29	66	201
Orma	1,5	60	○	-	White Black	General	3000	80	-	67	198
Suelo	2	233	○	-	Chrome	Flood	3000	80	-	68	194
Beret		233 - 249	○	-	Chrome Nickel Steel	N.Spot/Spot/Flood W.Flood/General	3000/4000	80	35	67	201
		233	◻	-	Steel	Flood	3000	80	29	67	201
		233	◻	-	Steel	Flood	3000	80	35	67	201
Suelo		4	490	○	-	Steel Alu	General	3000	80	-	68
	490		○	-	Steel Alu	Flood	3000	80	-	68	194
	490		○	•	Steel Alu	Spot/Flood	3000	80	-	68	195
Orma	5	490	○	-	Steel Alu	Spot/Flood	3000	80	-	68	198
		490	○	-	Steel Alu	Flood	3000	80	-	68	199
Suelo	8	945	○	-	Steel Alu	Flood	3000	80	-	68	196
		760	○	•	Steel Alu	Flood/W.Flood	3000	80	-	68	196
		1088	○	-	Steel Alu	Flood	3000	80	-	68	199
Orma	9	1088	○	-	Steel Alu	Flood/W.Flood	3000/RGBW	80	-	68	199
		1209	○	-	Steel Alu	Flood	3000	80	-	68	199
Suelo	13	945	○	-	Steel Alu	N.Spot/Flood	3000	80	-	68	195
Suelo		1724	○	-	Steel Alu	Flood	3000	80	-	68	196
Texo		max 35	230	○	•	Steel	Adjust.	2700	100	-	67
	max 35	230	◻	•	Steel	Adjust.	2700	100	-	67	202

Segnapassi / Step lights

PRODUCT	WATT	LMS ¹	SHAPE	DRIVEOVER	FINISH	OPTICS	Cct	CRI		IP	PAGE
Alcor	1,5	199 - 213	○	2000 Kg	Steel Brass	General	3000/4000	80	-	67	204
		199 - 213	○	2000 Kg	Steel Brass	General	3000/4000	80	-	67	204
		199	○	2000 Kg	Steel	General	3000	80	-	67	204
		199	○	2000 Kg	Steel	General	3000	80	-	67	205
Alcor	2	233	○	1500 Kg	Grey	General	3000	80	-	67	205
		233	○	1500 Kg	Grey	General	3000	80	-	67	205
		233	○	1500 Kg	Grey	General	3000	80	-	67	205
Astropek	4	233	○	1000 Kg	Steel	General	3000	80	-	67	206
Footpad Flat		428	○	2000 Kg	Steel	General	3000	80	-	67	206
Alcor		4,2	432	○	2500 Kg	Steel	General	3000	80	-	67
Alcor	6	685	○	2500 Kg	Grey	General	3000	80	-	67	206
		685	○	2500 Kg	Grey	General	3000	80	-	67	206

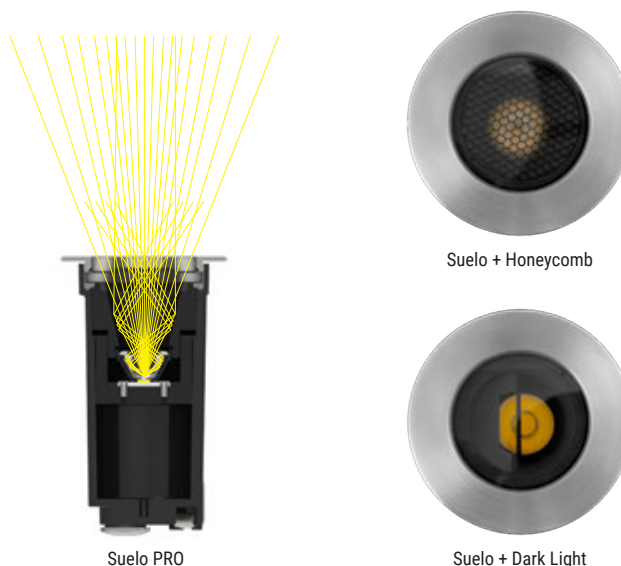
Ampiezza di gamma



La famiglia Suelo offre una varietà di soluzioni tale da poter soddisfare qualunque esigenza progettuale: versioni fisse o basculanti; uplight con flangia ridotta per installazione a raso oppure con flangia equipaggiata con kit antivandalismo; apparecchi dimmerabili tramite protocollo DALI; modelli PRO con ottica recessa e modelli con sorgente RGBW, oltre ad appositi filtri per il controllo dell'emissione. Tutte le versioni adottano l'esclusivo sistema di protezione AquaStop® e dispongono della variante con convertitore 24 V integrato. È possibile equipaggiare Suelo con il filtro honeycomb, per schermare la luce secondaria e ridurre l'abbagliamento diretto mantenendo inalterata la qualità dell'emissione diffusa; oppure, se si desidera direzionare la luce soltanto su una porzione di parete, è possibile adottare il filtro darklight che seziona parte del fascio impedendo l'abbagliamento diretto anche in prossimità della sorgente. Se si desidera il pieno controllo dell'emissione riducendo drasticamente il rischio di abbagliamento, si possono scegliere le versioni Suelo PRO: la sorgente recessa consente di concentrare l'emissione, scremando totalmente il flusso secondario a favore di un'emissione primaria pulita ed efficiente."

The range

The Suelo family offers a variety of solutions for every design need: fixed and swivel versions, small-flanged flush-mount uplights, and dimmer units using the DALI protocol. There are pro models with recessed optics and RGBW sources, and beam control filters. All models have exclusive AquaStop® protection systems, and there are versions with 24-volt cable converters. Suelo can be used with a honeycomb filter, which screens secondary light and reduces dazzle, maintaining a high-quality diffuse light. A darklight filter directs the illumination onto one part of the wall by sectioning one part of the beam, and prevents dazzle even close to the source. For full beam control and a drastically reduced dazzle risk, choose the Suelo PRO versions, in which the recessed source increases the screening angle, totally skimming off the secondary flow to give a cleaner, more concentrated and efficient light.



Orma


Versatilità applicativa

Orma rivoluziona il concetto di estetica legato agli uplight, intervenendo sulla tipologia di flangia e offrendo due diverse soluzioni: alla versione standard con flangia in rilievo si abbina il modello Orma_F con flangia incassata a filo con il suolo. Orma_F è disponibile anche con kit antivandalismo, semplice da installare grazie al fissaggio tramite viti.



Total versatility

Orma revolutionises the aesthetics of the uplight, with two different flange types: a standard version with a raised flange, and the Orma_F, with a flange recessed to ground level. This is also available in an easy-fit screw-in vandalproof version.



Definizione ottiche / Optics specify

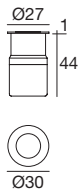
N. Spot	Narrow Spot	≤ 10°
Spot	Spot	11° > 24°
Flood	Flood	25° > 44°
W. Flood	Wide Flood	45° > 79°
General	General	-

¹ i dati si riferiscono al flusso luminoso della sorgente /
¹ data are referred to the source's luminous flux

² ADJ = Basculante / Adjustable

³ = Foro d'installazione / Installation Hole

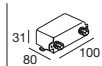
Suelo_R | Up-Light | powerLED 2W DC 630 mA



	CRI	UGR	Cct	lm S	lm D	Optic
93141W30 Chrome	80	-	3000	233	148	Flood (26°)



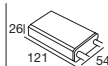
89420
ON/OFF
1 - 2 art.



99179
ON/OFF
3 - 6 art.



99186
ON/OFF
6 - 12 art.

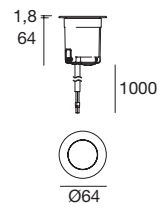


83102
DALI
1 - 14 art.

Accessories

84918 PVC	Controcassa / Recessed casing - Pag. 302
------------------	--

Suelo_R | Up-Light | powerLED 4 W DC 350 mA



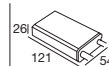
	CRI	UGR	Cct	lm S	lm D	Optic
80443W00 Steel/Alu	80	-	3000	490	84	General (116°)



89421
ON/OFF
1 art.



99183
ON/OFF
2 - 3 art.

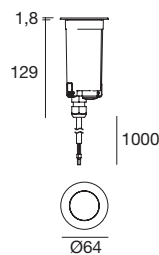


83100
DALI
1 - 4 art.

Accessories

84936 PVC	Controcassa / Recessed casing - Pag. 302
------------------	--

Suelo_R | Up-Light | 198-264 V AC | powerLED 4 W DC - 5 W AC

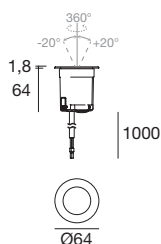
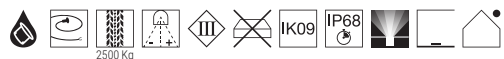


	CRI	UGR	Cct	lm S	lm D	Optic
80447W30 Steel/Alu	80	-	3000	490	360	Flood (30°)

Accessories

84935 PVC	Controcassa / Recessed casing - Pag. 302
------------------	--

Suelo_RJ | Up-Light | powerLED 4 W DC 350 mA



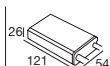
		CRI	UGR	Cct	lm S	lm D	Optic
80455W20	Steel/Alu	80	-	3000	490	402	Spot (20°)
80455W30	Steel/Alu	80	-	3000	490	360	Flood (30°)



89421
ON/OFF
1 art.



99183
ON/OFF
2 - 3 art.

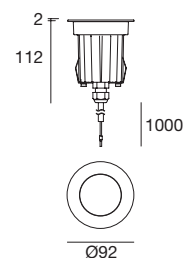

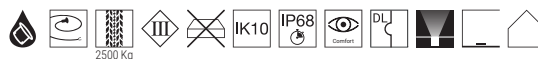


83100
DALI
1 - 4 art.

Accessories

84936	PVC	Controcassa / Recessed casing - Pag. 302
--------------	-----	--

Suelo_R Pro | Up-Light | powerLED 9 W DC 24 V DC



		CRI	UGR	Cct	lm S	lm D	Optic
80566W06	Steel/Alu	80	-	3000	945	423	N. Spot (6°)
80566W30	Steel/Alu	80	-	3000	945	349	Flood (25°)



89179
ON/OFF
1 - 2 art.



89359
ON/OFF
1 - 5 art.



99331
ON/OFF
1 - 15 art.



99332
0/1-10V
1 - 15 art.



99722
DALI
1 - 12 art.


Accessories

99680	PVC	Controcassa / Recessed casing - Pag. 302
--------------	-----	--




Darklight

Per installazioni radenti, volendo mantenere soltanto la luce che illumina la porzione di superficie attenuando la parte di emissione che non ci interessa, è possibile utilizzare il filtro darklight: un accessorio che seziona il fascio, preservando la luce che vogliamo direzionare a parete ed impedendo l'abbagliamento diretto anche in prossimità della sorgente.



Con Darklight / With Darklight



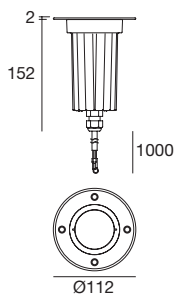
Darklight

The darklight filter attenuates the light so that it shines only on a specific area of the surface. This accessory sections the beam so that only a part of it shines on the wall, and prevents dazzle even close to the source.



Senza Darklight / Without Darklight

Suelo_RX | Up-Light | 198-264 V AC | powerLED 8 W DC - 9 W AC

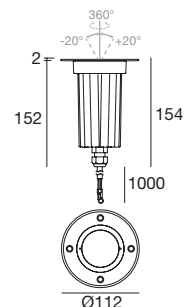


	CRI	UGR	Cct	lm S	lm D	Optic
80556W30	Steel/Alu	80	-	3000	945	568 Flood (26°)

Accessories

98122	PVC	Controcassa / Recessed casing - Pag. 302
--------------	-----	--

Suelo_RXJ | Up-Light | 198-264 V AC | powerLED 8 W DC - 9 W AC

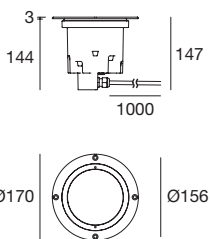



	CRI	UGR	Cct	lm S	lm D	Optic
80581W30	Steel/Alu	80	-	3000	760	558 Flood (30°)
80581W60	Steel/Alu	80	-	3000	760	572 W. Flood (60°)

Accessories

98122	PVC	Controcassa / Recessed casing - Pag. 302
--------------	-----	--

Suelo_RX | Up-Light | 198-264 V AC | arrayLED 13W DC - 15W AC



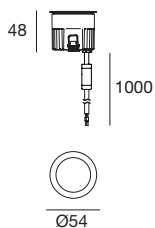
	CRI	UGR	Cct	lm S	lm D	Optic
80607W35	Steel/Alu	80	-	3000	1921	1144 Flood (34°)

Accessories

84933	PVC	Controcassa / Recessed casing - Pag. 302
--------------	-----	--



Orma_A | Up-Light | powerLED 4 W DC 350 mA



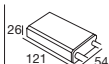
	CRI	UGR	Cct	lm S	lm D	Optic
81181W15	Steel Alu	80	<16	3000	490 306	Spot (22°)
81181W30	Steel Alu	80	<19	3000	490 270	Flood (29°)



89421
ON/OFF
1 art.



99183
ON/OFF
2 - 3 art.

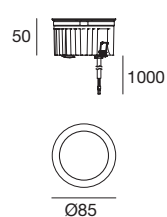


83100
DALI
1 - 4 art.

Accessories

99650	PVC	Controcassa / Recessed casing - Pag. 302
99560	PVC	Controcassa (Anti-vandalismo) / Recessed casing (Anti-vandalismo) - Pag. 302

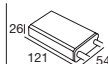
Orma_A | Up-Light | arrayLED 8 W DC 220 mA



	CRI	UGR	Cct	lm S	lm D	Optic
81187W30	Steel Alu	80	<16	3000	1088 894	Flood (31°)



99342
ON/OFF
1 art.

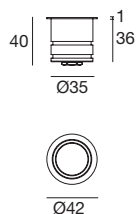


83154
DALI
1 art.

Accessories

99651	PVC	Controcassa / Recessed casing - Pag. 302
99563	PVC	Controcassa (Anti-vandalismo) / Recessed casing (Anti-vandalismo) - Pag. 302

Orma_FO | Drive-over spotlights | 24 V DC | topLED 1,5 W DC



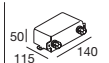
	CRI	UGR	Cct	lm S	lm D	Optic
95474W00	White	80	-	3000	60 60	General
95475W00	Black	80	-	3000	60 60	General



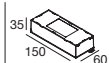
89488
ON/OFF
1 - 9 art.



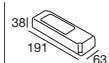
89179
ON/OFF
1 - 15 art.



89359
ON/OFF
1 - 30 art.



99332
0/1-10V
1 - 98 art.

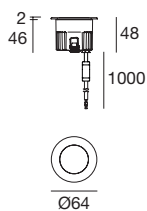



99722
DALI
1 - 78 art.

Accessories

98292	PVC	Controcassa / Recessed casing - Pag. 302
98291		Controcassa / Recessed casing - Pag. 302

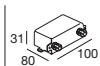
Orma_I | Up-Light | powerLED



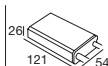
C.C. - 4W DC - 350 mA	CRI	UGR	Cct	lm S	lm D	Optic
80582W30	Steel/Alu	80	<19	3000	490	270 Flood (29°)



89421
ON/OFF
1 art.



99183
ON/OFF
2 - 3 art.



83100
DALI
1 - 4 art.

NEW

C.V. - 5W DC - 24 V DC	CRI	UGR	Cct	lm S	lm D	Optic
80585W30	Steel/Alu	80	<19	3000	490	270 Flood (29°)



89488
ON/OFF
1 - 2 art.



89179
ON/OFF
1 - 4 art.



89359
ON/OFF
1 - 9 art.



99332
0/1-10V
1 - 29 art.

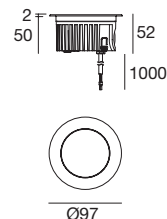



99722
DALI
1 - 23 art.

Accessories

99650	PVC	Controcassa / Recessed casing - Pag. 302
--------------	-----	--

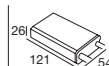
Orma_I | Up-Light | arrayLED



C.C. - 8W DC - 220 mA	CRI	UGR	Cct	lm S	lm D	Optic
80588W30	Steel/Alu	80	<16	3000	1088	894 Flood (32°)



99342
ON/OFF
1 art.



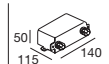
83154
DALI
1 art.

NEW

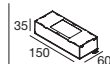
C.V. - 9W DC - 24 V DC	CRI	UGR	Cct	lm S	lm D	Optic
81172W30	Steel/Alu	80	<16	3000	1209	996 Flood (32°)



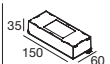
89179
ON/OFF
1 - 2 art.



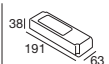
89359
ON/OFF
1 - 5 art.



99331
ON/OFF
1 - 15 art.



99332
0/1-10V
1 - 15 art.



99722
DALI
1 - 12 art.

Accessories

99651	PVC	Controcassa / Recessed casing - Pag. 302
--------------	-----	--

RGBW - 8W DC - 630 mA	Cct	Optic
81321V45	Steel/Alu	RGBW warm white W. Flood

DMX configuration

99333	Controller DMX 2 - 12 art.
99784	Switching 48 V 150 W

RF control configuration

99743	Controller RF 1 - 12 art.
99702	Remote RF
99784	Switching 48 V 150 W

Accessories

99651	PVC	Controcassa / Recessed casing - Pag. 302
--------------	-----	--

SISTEMA DI BLOCCAGGIO

Controcasse tecnologicamente all'avanguardia che garantiscono la massima stabilità di puntamento se si utilizza la versione orientabile dell'apparecchio grazie alle speciali scanalature che stabilizzano la molla e ne evitano la rotazione nel tempo.

LOCKING SYSTEM

Technologically advanced outer casings that offer maximum pointing stability when using the orientable version of the equipment thanks to the special grooves that stabilise the screw and prevent rotation thereof over time.



Beret_R | Walk-over spotlight | powerLED 1W DC 350 mA



29



	CRI	UGR	Cct	lm S	lm D	Optic
92065W15	White	80	-	3000	145	84 Spot (21°)
92065W30	White	80	-	3000	145	92 Flood (26°)
92065W00	White	80	-	3000	145	27 General (104°)
92066W30	Chrome	80	-	3000	145	92 Flood (26°)
92067W15	Nickel	80	-	3000	145	84 Spot (21°)
92067W30	Nickel	80	-	3000	145	92 Flood (26°)
92067W60	Nickel	80	-	3000	145	90 W. Flood (57°)
92067W00	Nickel	80	-	3000	145	27 General (104°)
92068W15	Steel	80	-	3000	145	84 Spot (21°)
92068W30	Steel	80	-	3000	145	92 Flood (26°)
92068W60	Steel	80	-	3000	145	90 W. Flood (57°)
92068W00	Steel	80	-	3000	145	27 General (104°)
92068N30	Steel	80	-	4000	155	99 Flood (26°)
92068N00	Steel	80	-	4000	155	29 General (104°)



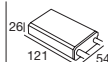
89419
ON/OFF
1 - 2 art.



89421
ON/OFF
3 - 6 art.



99183
ON/OFF
6 - 12 art.



83100
DALI
1 - 14 art.


Accessories

84915	PVC	Controcassa / Recessed casing - Pag. 302
84336	PVC	Controcassa / Recessed casing - Pag. 302

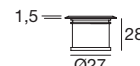


Beret_R

Beret_X Anti-glaring | Walk-over spotlight | powerLED 1W DC 350 mA



29



	CRI	UGR	Cct	lm S	lm D	Optic
97800W30	White	80	-	3000	145	34 Flood (26°)
97799W30	Steel	80	-	3000	145	34 Flood (26°)
97799W60	Steel	80	-	3000	145	33 W. Flood (54°)



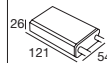
89419
ON/OFF
1 - 2 art.



89421
ON/OFF
3 - 6 art.




99183
ON/OFF
6 - 12 art.



83100
DALI
1 - 14 art.

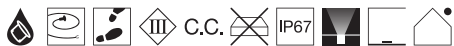
Accessories

84915	PVC	Controcassa / Recessed casing - Pag. 302
84336	PVC	Controcassa / Recessed casing - Pag. 302

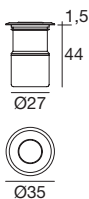


Beret_X Anti-glaring

Beret_2R | Walk-over spotlight | powerLED 2W DC 630 mA



35



	CRI	UGR	Cct	lm S	lm D	Optic
93126W08	Chrome	80	-	3000	233	169 N. Spot (10°)
93126W30	Chrome	80	-	3000	233	148 Flood (26°)
93127W08	Nickel	80	-	3000	233	169 N. Spot (10°)
93127W15	Nickel	80	-	3000	233	134 Spot (21°)
93127W30	Nickel	80	-	3000	233	148 Flood (26°)
93127W60	Nickel	80	-	3000	233	144 W. Flood (56°)
93127W00	Nickel	80	-	3000	233	44 General (104°)
93127N30	Nickel	80	-	4000	249	159 Flood (26°)
93128W08	Steel	80	-	3000	233	169 N. Spot (10°)
93128W15	Steel	80	-	3000	233	134 Spot (21°)
93128W30	Steel	80	-	3000	233	148 Flood (26°)
93128W60	Steel	80	-	3000	233	144 W. Flood (56°)
93128W00	Steel	80	-	3000	233	44 General (104°)
93128N30	Steel	80	-	4000	233	159 Flood (26°)



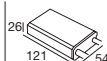
89420
ON/OFF
1 - 2 art.



99179
ON/OFF
3 - 6 art.



99186
ON/OFF
6 - 12 art.



83102
DALI
1 - 14 art.

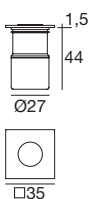
Accessories

84918	PVC	Controcassa / Recessed casing - Pag. 302
--------------	-----	--

Beret_2Q | Walk-over spotlight | powerLED 2W DC 630 mA



29



	CRI	UGR	Cct	lm S	lm D	Optic
93134W30	Steel	80	-	3000	233	148 Flood (26°)



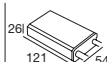
89420
ON/OFF
1 - 2 art.



99179
ON/OFF
3 - 6 art.



99186
ON/OFF
6 - 12 art.




83102
DALI
1 - 14 art.

Accessories

84918	PVC	Controcassa / Recessed casing - Pag. 302
--------------	-----	--

Beret_Q | Walk-over spotlight | powerLED 1W DC 350 mA



29



	CRI	UGR	Cct	lm S	lm D	Optic
92077W00	Steel	80	-	3000	145	92 General (104°)



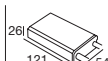
89419
ON/OFF
1 - 2 art.



89421
ON/OFF
3 - 6 art.



99183
ON/OFF
6 - 12 art.



83100
DALI
1 - 14 art.

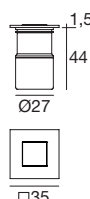
Accessories

84915	PVC	Controcassa / Recessed casing - Pag. 302
84336	PVC	Controcassa / Recessed casing - Pag. 302

Beret_2Q | Walk-over spotlight | powerLED 2W DC 630 mA



35



	CRI	UGR	Cct	lm S	lm D	Optic
93140W30	Steel	80	-	3000	233	148 Flood (26°)



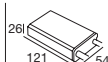
89420
ON/OFF
1 - 2 art.



99179
ON/OFF
3 - 6 art.



99186
ON/OFF
6 - 12 art.

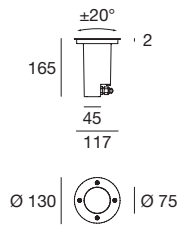



83102
DALI
1 - 14 art.

Accessories

84918	PVC	Controcassa / Recessed casing - Pag. 302
--------------	-----	--

Texo_RJ | Uplight | 220-240 V | GU10 max 35 W



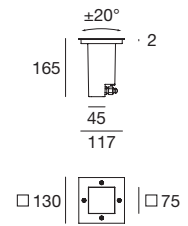

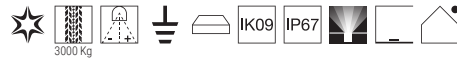
	CRI	UGR	Cct	lm S	lm D	Optic
52901	Steel	100	-	2700	230	On req Adjust.

Accessories

52700	Controcassa / Recessed casing - Pag. 302					
84893	Morsetti per giunti IP68 / Terminal boxes for IP68 joints - Pag. 300					
84894	Resin-potted - Pag. 300					

Lampadina GU10 non inclusa / GU10 bulb not included

Texo_QJ | Uplight 220-240 V | GU10 max 35 W



	CRI	UGR	Cct	lm S	lm D	Optic
52951	Steel	100	-	2700	230	On req Adjust.

Accessories

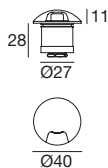
52700	Controcassa / Recessed casing - Pag. 302					
84893	Morsetti per giunti IP68 / Terminal boxes for IP68 joints - Pag. 300					
84894	Resin-potted - Pag. 300					

Lampadina GU10 non inclusa / GU10 bulb not included





Alcor_R1 | Drive-over spotlights | powerLED 1,5 W DC 500 mA



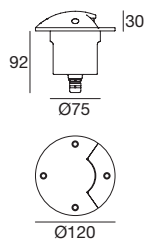
	CRI	UGR	Cct	lm S	lm D	Optic	
97354W18	Steel	80	-	3000	199	143	General (180°)
97354N18	Steel	80	-	4000	213	152	General (180°)

89422 ON/OFF 1 - 2 art.	89423 ON/OFF 2 - 3 art.	99181 ON/OFF 3 - 6 art.	99185 ON/OFF 6 - 12 art.	83101 DALI 1 - 12 art.

Accessories

84918	PVC	Controcassa / Recessed casing - Pag. 302
--------------	-----	--

Alcor_R1 | Drive-over spotlights | powerLED 4,2 W DC 5 W AC

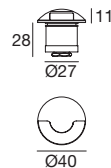


	CRI	UGR	Cct	lm S	lm D	Optic	
87600W18	Steel	80	-	3000	432	320	General (180°)

Accessories

84341	PVC	Controcassa / Recessed casing - Pag. 302
--------------	-----	--

Alcor_R | Drive-over spotlights | powerLED 1,5 W DC 500 mA



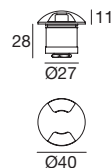
	CRI	UGR	Cct	lm S	lm D	Optic	
97353W18	Steel	80	-	3000	199	143	General (180°)
97353N18	Steel	80	-	4000	213	152	General (180°)

89422 ON/OFF 1 - 2 art.	89423 ON/OFF 2 - 3 art.	99181 ON/OFF 3 - 6 art.	99185 ON/OFF 6 - 12 art.	83101 DALI 1 - 12 art.

Accessories

84918	PVC	Controcassa / Recessed casing - Pag. 302
--------------	-----	--

Alcor_R2 | Drive-over spotlights | powerLED 1,5 W DC 500 mA



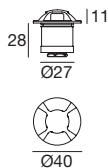

	CRI	UGR	Cct	lm S	lm D	Optic	
97355W18	Steel	80	-	3000	199	143	General (180°)

89422 ON/OFF 1 - 2 art.	89423 ON/OFF 2 - 3 art.	99181 ON/OFF 3 - 6 art.	99185 ON/OFF 6 - 12 art.	83101 DALI 1 - 12 art.

Accessories

84918	PVC	Controcassa / Recessed casing - Pag. 302
--------------	-----	--

Alcor_R4 | Drive-over spotlights | powerLED 1,5 W DC 500 mA



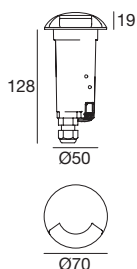
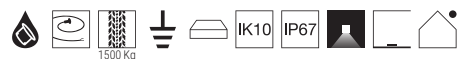
	CRI	UGR	Cct	Im S	Im D	Optic	
97356W18	Steel	80	-	3000	199	143	General (180°)

 89422 ON/OFF 1 - 2 art.	 89423 ON/OFF 2 - 3 art.	 99181 ON/OFF 3 - 6 art.	 99185 ON/OFF 6 - 12 art.	 83101 DALI 1 - 12 art.
--	--	--	---	---

Accessories

84918	PVC	Controcassa / Recessed casing - Pag. 302
--------------	-----	--

Alcor_AI_1 | Drive-over spotlights | 198-264 V AC | powerLED 2 W DC 2,5 W AC

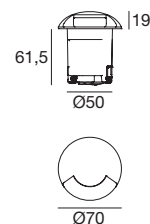
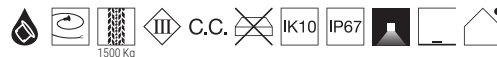


	CRI	UGR	Cct	Im S	Im D	Optic	
86097W18	Grey	80	-	3000	233	21	General (180°)

Accessories

84935	PVC	Controcassa / Recessed casing - Pag. 302
--------------	-----	--

Alcor_AI_1 | Drive-over spotlights | powerLED 2 W DC 630 mA



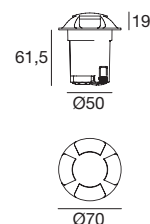
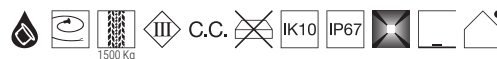
	CRI	UGR	Cct	Im S	Im D	Optic	
86096W18	Grey	80	-	3000	233	21	General (180°)

 89420 ON/OFF 1 - 2 art.	 99179 ON/OFF 3 - 6 art.	 99186 ON/OFF 6 - 12 art.	 83102 DALI 1 - 14 art.
--	--	---	---

Accessories

84936	PVC	Controcassa / Recessed casing - Pag. 302
--------------	-----	--

Alcor_AI_4 | Drive-over spotlights | powerLED 2 W DC 630 mA



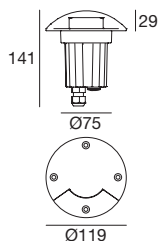
	CRI	UGR	Cct	Im S	Im D	Optic	
86104W18	Grey	80	-	3000	233	43	General (180°)

 89420 ON/OFF 1 - 2 art.	 99179 ON/OFF 3 - 6 art.	 99186 ON/OFF 6 - 12 art.	 83102 DALI 1 - 14 art.
--	--	---	---

Accessories

84936	PVC	Controcassa / Recessed casing - Pag. 302
--------------	-----	--

Alcor_AI_1 | Drive-over spotlights | arrayLED 8 W DC 630 mA



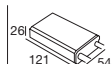
	CRI	UGR	Cct	lm S	lm D	Optic
91422W18	Grey	80	-	3000	685	65 General (180°)



99179
ON/OFF
1 - 2 art.



99186
ON/OFF
2 - 4 art.

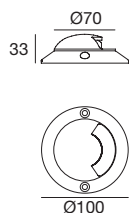


83102
DALI
1 - 4 art.

Accessories

98121	PVC	Controcassa / Recessed casing - Pag. 302
--------------	-----	--

Astropex_1 | Drive-over spotlights | powerLED 2 W DC 630 mA



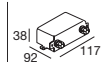
	CRI	UGR	Cct	lm S	lm D	Optic
86788W18	Grey	80	-	3000	233	208 General (180°)



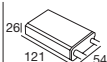
89420
ON/OFF
1 - 2 art.



99179
ON/OFF
3 - 6 art.

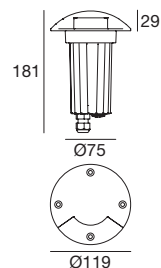
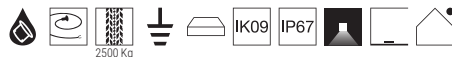


99186
ON/OFF
6 - 12 art.



83102
DALI
1 - 14 art.

Alcor_AI_1 | Drive-over spotlights | 198-264 V AC | arrayLED 6 W DC 8 W AC

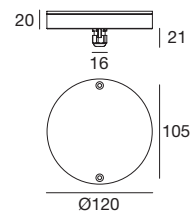


	CRI	UGR	Cct	lm S	lm D	Optic
91425W18	Grey	80	-	3000	685	65 General (180°)

Accessories

98122	PVC	Controcassa / Recessed casing - Pag. 302
--------------	-----	--

Footpad Flat | Drive-over spotlights | powerLED 4 W DC 350 mA



	CRI	UGR	Cct	lm S	lm D	Optic
96916W00	Steel	80	-	3000	428	130 General (180°)



89421
ON/OFF
1 art.




99183
ON/OFF
2 - 3 art.




83100
DALI
1 - 4 art.





Bollards & Poles



Products abacus Bollards and Poles



Bollard e pali / Bollards and Poles

PRODUCT	WATT	LM S ¹	HEIGHT (mm)	FINISH	OPTICS	Cct	CRI	IP	PAGE
Pistillo	4	531	210/410/610	Black DarkBrown	general	3000	80	65	215
Ryo	4,2	728	250	Grey DarkBrown	General	3000	80	66	212
Peak	6,5	988	350	Grey DarkBrown	Asymm.	3000	80	66	213
Ryo	9	1208	820	Grey DarkBrown	General	3000	80	66	212
Joe		1208	96	Grey DarkBrown	General	3000	80	65	212
Peak	9,5	1208	750	Grey BK Grey DarkBrown	Asymm.	3000	80	66	213
MyWhite	12	1350	101/203/503/803	Black	General	3000	80	65	214
Lira	30	3617	2049	Black DarkBrown	General	3000	80	65	216

Definizione ottiche / Optics specify

General	General	-
Asymm.	Asymmetric	-

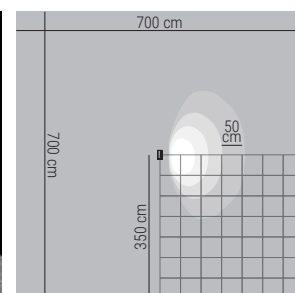
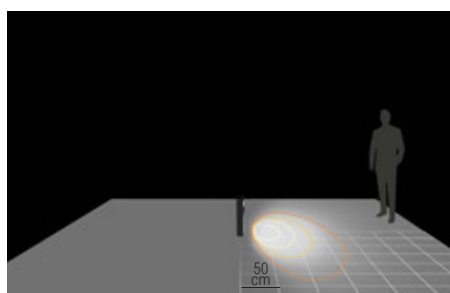
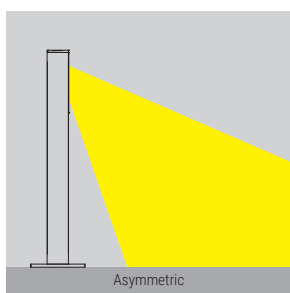
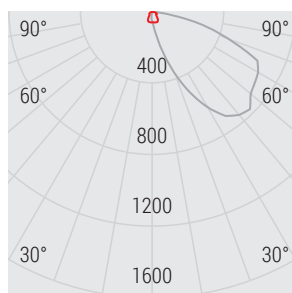

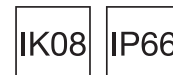
¹ i dati si riferiscono al flusso luminoso della sorgente /
¹ data are referred to the source's luminous flux

Controllo e performance

Unità luminose equipaggiate con lenti dedicate gestiscono la distribuzione della luce con il massimo controllo. Effetti asimmetrici intensivi in grado di illuminare viabilità secondaria, piazze, parchi e giardini.

Control and performance

Luminous unit equipped with dedicated lens managing light distribution with maximum control. Asymmetric effects able to light up secondary roads, squares, parks and gardens.



Curva fotometrica / Photometric curve

Fascio luminoso / Light beam

25 LUX 100 LUX 500 LUX 1000 LUX

Planimetria / Floor plan

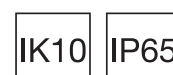
My White Bond

Ampiezza di gamma

Una famiglia versatile pensata per le applicazioni outdoor più comuni, nelle versioni bollard in tre altezze e applique/plafone. La copertura superiore in policarbonato scherma la sorgente e riduce drasticamente l'abbagliamento, per un'illuminazione radiale morbida e confortevole. Supporti palo in Bayblend® (miscela policarbonato-ABS), diffusore in polietilene bianco.

Wide range

A versatile product family designed for the most common outdoor applications, available as bollard in three different heights and wall/ceiling light. The upper polycarbonate cover shields the source and drastically reduces the glaring, for a soft and comfortable radial light. Pole supports made of Bayblend® (a polycarbonate-ABS mixture) with white polyethylene diffuser.

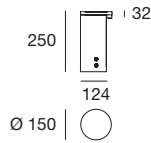


Bollard

Applique / Plafone



Ryo | Bollards | 198-264 V AC | arrayLED 4,2 W DC - 5,2 W AC

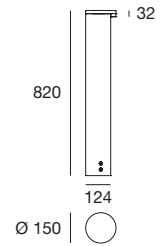



	CRI	UGR	Cct	lm S	lm D	Optic
64761W00 Grey	80	-	3000	728	517	General -
64760W00 DarkBrown	80	-	3000	728	517	General -

Accessories

64758	Tiranti di fissaggio / Tie rods
--------------	---------------------------------

Ryo | Bollards | 100-240 V AC | arrayLED 9 W DC - 10 W AC

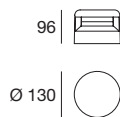


	CRI	UGR	Cct	lm S	lm D	Optic
64734W00 Grey	80	-	3000	1208	1019	General -
64726W00 DarkBrown	80	-	3000	1208	1019	General -

Accessories

64758	Tiranti di fissaggio / Tie rods
--------------	---------------------------------

Joe | Bollards | 100-240 V AC | arrayLED 9 W DC - 11 W AC

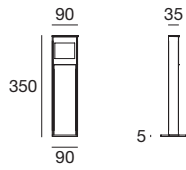


	CRI	UGR	Cct	lm S	lm D	Optic
59165W00 Grey	80	-	3000	1208	380	General
59166W00 DarkBrown	80	-	3000	1208	380	General

Accessories

14931	Picchetto / Peg
--------------	-----------------

Peak | Bollards | 198-264 V AC | arrayLED 6,5 W DC - 9 W AC

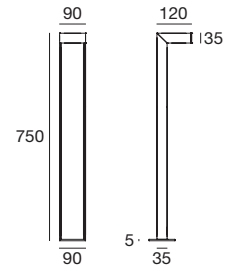


	CRI	UGR	Cct	lm S	lm D	Optic
64794W07 Grey	80	-	3000	988	575	Asymm.
64796W07 DarkBrown	80	-	3000	988	575	Asymm.

Accessories

65082	Tiranti di fissaggio / Tie rods
--------------	---------------------------------

Peak | Bollards | 100-240 V AC | arrayLED 9,5 W DC - 11 W AC



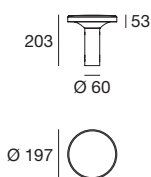
	CRI	UGR	Cct	lm S	lm D	Optic
64788W07 Grey	80	-	3000	1208	537	Asymm.
64789W07 BK Grey	80	-	3000	1208	537	Asymm.
64790W07 DarkBrown	80	-	3000	1208	537	Asymm.

Accessories

65082	Tiranti di fissaggio / Tie rods
--------------	---------------------------------



My White Bond | Bollards | 220-240 V | topLED 12 W



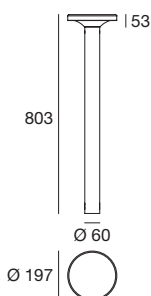
	CRI	UGR	Cct	lm S	lm D	Optic	
8663	Black	80	-	3000	1350	970	General

Accessories

14937	Picchetto / Peg
--------------	-----------------

KIT IP68 incluso / KIT IP68 included

My White Bond | Bollards | 220-240 V | topLED 12 W



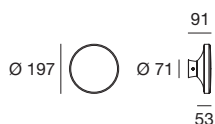
	CRI	UGR	Cct	lm S	lm D	Optic	
8669	Black	80	-	3000	1350	970	General

Accessories

14937	Picchetto / Peg
--------------	-----------------

KIT IP68 incluso / KIT IP68 included

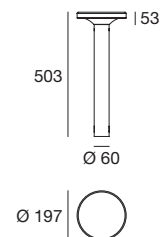
My White Bond_W | Wall/Ceiling lights | 220-240 V | topLED 12 W



	CRI	UGR	Cct	lm S	lm D	Optic	
8672	Black	80	-	3000	1350	970	General

KIT IP68 incluso / KIT IP68 included

My White Bond | Bollards | 220-240 V | topLED 12 W



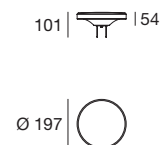
	CRI	UGR	Cct	lm S	lm D	Optic	
8666	Black	80	-	3000	1350	970	General

Accessories

14937	Picchetto / Peg
--------------	-----------------

KIT IP68 incluso / KIT IP68 included

My White Bond_Head | Bollards | 220-240 V | topLED 12 W



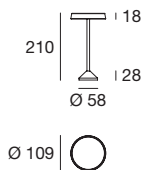
	CRI	UGR	Cct	lm S	lm D	Optic	
8660	Black	80	-	3000	1350	970	General

Accessories

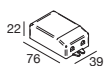
KIT0083	IP68 kit
----------------	----------

Relamping per pali Ø 60 / Relamping for Ø 60 poles

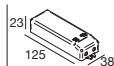
Pistillo | Bollards | 220-240 V | topLED 4 W 9 V



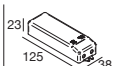
	CRI	UGR	Cct	lm S	lm D	Optic	
8940	Black	80	-	3000	531	265	General
8943	DarkBrown	80	-	3000	531	265	General



KIT0018
ON/OFF
24V 1 - 2 art.



KIT0115
ON/OFF
24V 1 - 4 art.

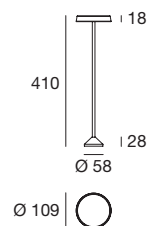


KIT0116
ON/OFF
24V 1 - 6 art.

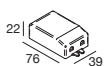
Accessories

KIT77	Picchetto / Peg
14992	IP68 kit

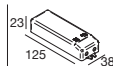
Pistillo | Bollards | 220-240 V | topLED 4 W 9 V



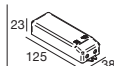
	CRI	UGR	Cct	lm S	lm D	Optic	
8941	Black	80	-	3000	531	265	General
8944	DarkBrown	80	-	3000	531	265	General



KIT0018
ON/OFF
24V 1 - 2 art.



KIT0115
ON/OFF
24V 1 - 4 art.

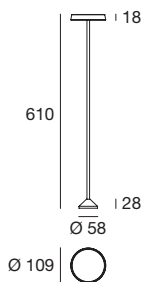


KIT0116
ON/OFF
24V 1 - 6 art.

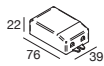
Accessories

KIT77	Picchetto / Peg
14992	IP68 kit

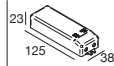
Pistillo | Bollards | 220-240 V | topLED 4 W 9 V



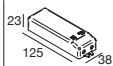
	CRI	UGR	Cct	lm S	lm D	Optic	
8942	Black	80	-	3000	531	265	General
8945	DarkBrown	80	-	3000	531	265	General



KIT0018
ON/OFF
24V 1 - 2 art.



KIT0115
ON/OFF
24V 1 - 4 art.

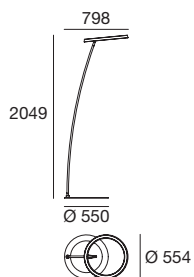


KIT0116
ON/OFF
24V 1 - 6 art.

Accessories

KIT77	Picchetto / Peg
14992	IP68 kit


Lira_FL | Floor lamp | 220-240 V | topLED 30 W 700 mA




		CRI	UGR	Cct	lm S	lm D	Optic
9320	DarkBrown	80	-	3000	3617	1401	General
9321	Black	80	-	3000	3617	1401	General







Linear lights



Products abacus Linear lights


XENIA

PASEO

DIRIGO

FYLO+ OUTDOOR

ICE-CUT66



Elementi Lineari / Linear Lights

PRODUCT	WATT	LM S ¹	INSTALLATION	FINISH	OPTICS	Cct	CRI	IP	PAGE
Ice_Cut66	12	875	Wall / Ceiling	Opaline	General	3000	80	66	227
Dirigo	14,4	900	Wall / Ceiling / Ground	DarkBrown	General	3000	80	67	224
Xenia	17,9	2241	Wall / Ceiling / Ground	Anod., Al.	Elliptic	3000	80	66	222

Elementi Lineari recessi / Linear Lights Recessed

PRODUCT	WATT	LM S ¹	INSTALLATION	FINISH	OPTICS	Cct	LED SOURCE	CRI	IP	PAGE
FYLO+ Out	9,6 W/m	3500	Wall / Ceiling	-	General	2700/3000	Silicone_F	80	66	226
Paseo	13,6	1313	Wall / Ceiling / Ground	Opaline	Elliptic	3000	-	80	67	223

Definizione ottiche / Optics specify

General	General	-
Asymm.	Asymmetric	-

¹ i dati si riferiscono al flusso luminoso della sorgente /
¹ data are referred to the source's luminous flux

Qualità costruttiva

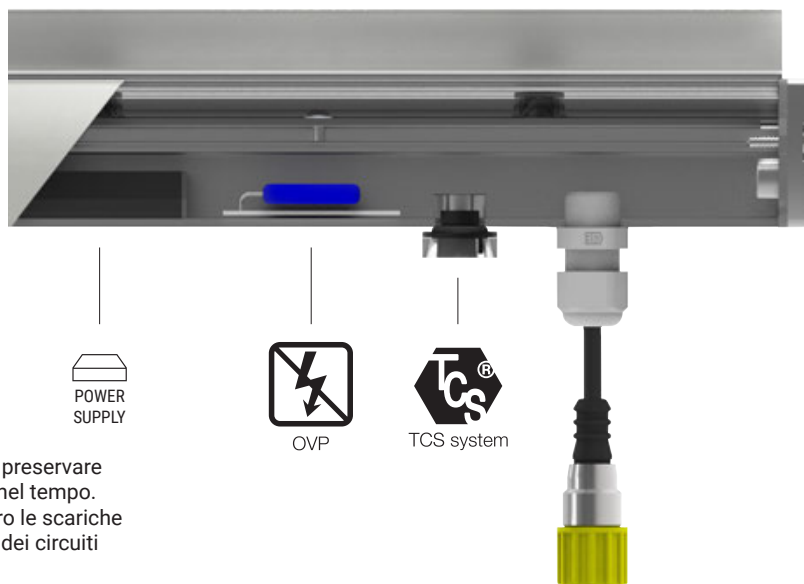
Il processo costruttivo di Xenia è stato studiato prevedendo l'utilizzo di materiali e componenti di altissima qualità. Per la loro tipologia d'installazione questi prodotti necessitano di una struttura costruttiva resistente e capace di adattarsi alle diverse condizioni climatiche, dalle temperature glaciali (-20°C) alle alte temperature estive (+60°C) senza alterare le proprie prestazioni. Per ottenere questa elevata resistenza alla corrosione viene utilizzata la lega di alluminio 6060 che successivamente viene trattata con una anodizzazione anodica di spessore 10 micron.

Sistemi di sicurezza

Abbiamo sviluppato diversi specifici sistemi sicurezza per preservare l'integrità degli apparecchi alla corrosione e la loro durata nel tempo. Sistemi di protezione contro le sovratensioni (OVP) e contro le scariche elettrostatiche (ESD). Sistemi per salvaguardare l'integrità dei circuiti dalla formazione di umidità (TCS®).

High-quality construction

Xenia is made from very high-quality materials and components. Because of the ways in which they are used, these lights must be durable and able to maintain their performance in temperatures ranging from a glacial -20°C to a sultry +60°C. They are also highly corrosion resistant, thanks to their use of 6060 aluminium alloy and 10-micron anodisation.




Safety systems

We have developed a variety of corrosion protection technology to maximise the lifespan of our lights. They also have overvoltage and electrical discharge protection, TCS® to protect their circuits from moisture.

Paseo

Protezione massima

Una scarica elettrostatica avviene quando, tra due corpi vicini o a contatto, ha luogo un trasferimento di cariche che in alcuni casi può causare danni ad elettronica e moduli LED. Le Paseo con driver incorporato sono dotate di dispositivo per la protezione dalle scariche elettrostatiche (ESD) fino ai 4KV.



È possibile installare Paseo a incasso, a parete, a soffitto e a plafone. Paseo can be recessed or fitted to a wall, ceiling or floor.

Tappi saldati mediante ultrasuoni, garantiscono una perfetta resistenza meccanica e continuità luminosa. Ultrasonic-welded caps offer perfect mechanical resistance and light continuity.


Cavi in PUR termoplastico con connettori in IP67 ad attacco rapido in M12 a 4 o 5 poli. Thermoplastic PUR cables with IP67 quick coupling connectors made of M12 with 4 or 5 poles.

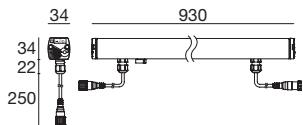
Molla in acciaio per aggancio sicuro del profilo Paseo alla controcassa. Steel spring for safe coupling of the Paseo profile to the outer casing.

Apparecchio dotato di valvola TCS®, per evitare la formazione di umidità all'interno del profilo. Apparatus equipped TCS® valve, to avoid the formation of humidity in the profile.

Maximum protection

An electrostatic discharge occurs when, between two bodies that are close or at contact, there occurs a transfer of charges which could at times damage electronics and LED modules. Paseos with incorporated drivers come with an up to 4KV electrostatic discharge (ESD) protection.





	CRI	UGR	Cct	lm S	lm D	Optic	
93596W25	Anod. Al.	80	-	3000	2241	1465	Elliptic

Accessories


98949	Staffe in acciaio 46-67 mm / Steel fixing brackets 46-67 mm
98784	Accessorio anti-glare 930 mm / Anti-glaring accessory 930 mm

Versioni a parete


- Sistemi di fissaggio con più dimensioni per installazioni grazing su misura.
- Rotazione del corpo graduata.
- Palpebra antiabbagliamento.
- Range dimensionale: 5 misure, da 36 a 150 cm
- Range ottico: flood, medium flood, wide flood, asymmetric, general.

Wall-mounted versions

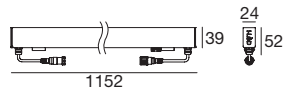
- Multiple fixing sizes for made-to-measure grazing installations
- Graduated body rotation
- Antiglare shade
- Five sizes, from 36 to 150 cm
- Optics: flood, medium flood, wide flood, asymmetric, general.



Scale 1:1



Paseo_L | Linear profiles | 190-250 V AC | topLED 13,6 W DC - 15,2 W AC



	CRI	UGR	Cct	lm S	lm D	Optic	
81332W00	Opaline	80	-	3000	1313	679	General

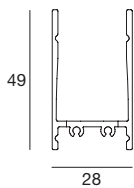
Power cables

99216	1,5 m
89190	5 m

Accessories

98356	Controcassa / Recessed casing
98496	Controcassa da pavimento o soffitto per installazione a raso / Trimless in-ground or ceiling outer casing
98473	Passacavo / Wires casing

Paseo | Recessed casing for floor-mounted or ceiling-mounted flushed installation



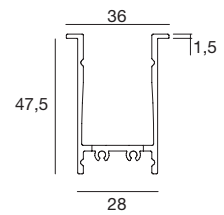
Description

98469	Anod. Al.	L 1153 mm (suitable for Paseo 1152 mm)
--------------	-----------	--

Accessories

98554	2 x tappi di giunzione / 2 x joining caps
98466	2 x tappi di chiusura / 2 x terminal caps

Paseo | Recessed casing for floor-mounted recessed installation



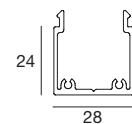
Description

98356	Anod. Al.	L 1153 mm (suitable for Paseo 1152 mm)
--------------	-----------	--

Accessories

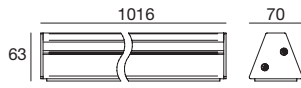
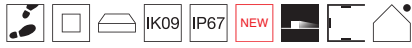
98553	2 x tappi di giunzione / 2 x joining caps
--------------	---

Paseo | Cable gland




Description

98473	Anod. Al.	L 1153 mm (suitable for Paseo 1152 mm)
--------------	-----------	--

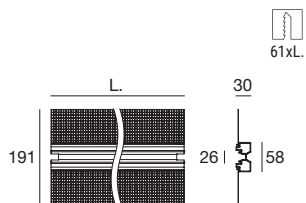



		CRI	UGR	Cct	lm S	lm D	Optic
64594W00	DarkBrown	80	-	3000	900	384	General





Fylo+ Out Recessed_S | Recessed light body



Description

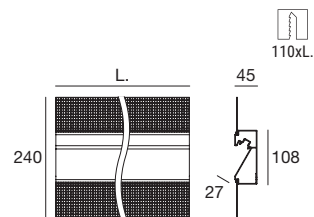
65036	Primer	L 1000 mm
65037	Primer	L 2000 mm

Accessories

62758	Diffusore opalino 1pz L 2 m / Opal diffusers 1pc L 2 m
65026	Tappi di chiusura 2 pz / Seating caps 2 pcs
65035	Dima / Template

I moduli vanno completati con sorgente luminosa e alimentazione.
The modules must be completed with light source and power supply.

Fylo+ Out Recessed_W | Recessed light body



Description

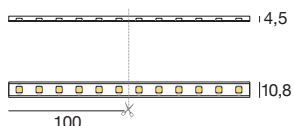
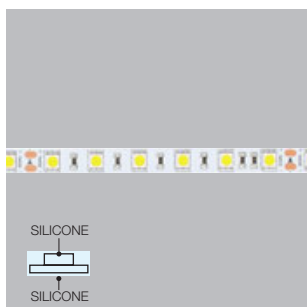
65039	Primer	L 1000 mm
65040	Primer	L 2000 mm

Accessories

62757	Diffusore opalino 1pz L 1 m / Opal diffusers 1pc L 1 m
62758	Diffusore opalino 1pz L 2 m / Opal diffusers 1pc L 2 m
65023	Tappi di chiusura 2 pz / Seating caps 2 pcs
65038	Dima / Template

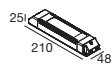
I moduli vanno completati con sorgente luminosa e alimentazione.
The modules must be completed with light source and power supply.

Silicone_F 120 LEDs/m | stripLED | 9,6 W/m 24 V

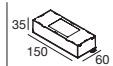


Lenght CRI Cct lm S lm D

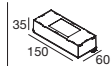
62761	5 m	80	2700	3500	On req
62761W	5 m	80	3000	3500	On req



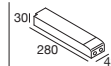
99374
ON/OFF
75 W



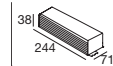
99331
ON/OFF
150 W



99332
0/1-10V
150 W

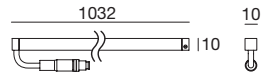


83062
DALI/PUSH
150 W



99787
DALI
240 W

Strip suggerita per articolo Fylo+ Out
Strip suggested for Fylo+ Out article




	CRI	UGR	Cct	lm S	lm D	Optic	
96741W00	Opaline	80	-	3000	875	530	General (113°)

<p>89179 ON/OFF 1 - 2 art.</p>	<p>89359 ON/OFF 1 - 4 art.</p>	<p>99331 ON/OFF 1 - 12 art.</p>	<p>99332 0/1-10V 1 - 12 art.</p>	<p>99722 DALI 1 - 10 art.</p>
---	---	--	---	--

Accessories

98398	Clip
99231	Cavo / Cable
99232	Cavo di prolunga / Extension cable

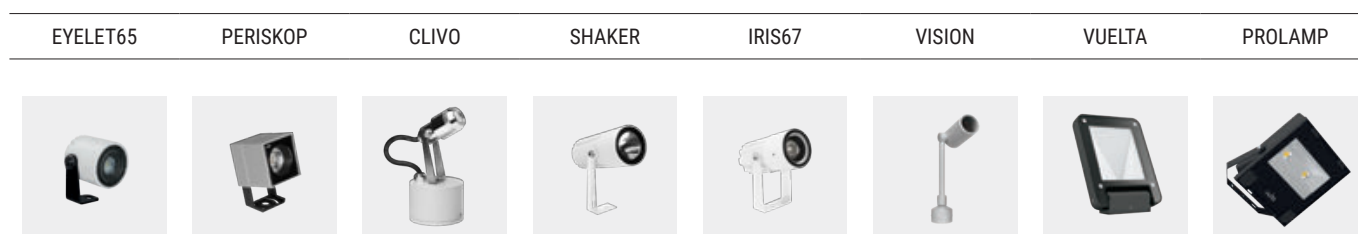






Accent lighting

Products abacus Accent lighting



Luca d'accento / Accent Lighting

PRODUCT	WATT	LMS ¹	SHAPE	ADJ ²	FINISH	OPTICS	Cct	CRI	IP	PAGE
Eyelet65	2	233	○	•	White Black Grey	Spot/Flood/W.Flood	2700/3000	80	65	232
		233	□	•	Black Grey	Flood/W.Flood	3000	80	65	232
Periskop	4,5	-	□	•	Grey	Spot	RGB	-	66	233
	6	659	□	•	Black Grey DarkBrown	Flood/W.Flood	3000	80	66	233
Shaker	6,5	770	□	•	Black Grey DarkBrown	Flood	3000	80	66	233
		770	○	•	White Black Grey DarkBrown	Flood/W.Flood	3000	80	66	234
Vuelta	13,5	1627	□	•	Grey	Asymm.	3000	80	65	237
	30	3565	□	•	Grey	Asymm.	3000	80	65	237
Vision	max 35	-	○	•	Grey DarkBrown	-	-	-	65	236
Prolamp	35	4870 - 5140	□	•	RAL9005	W.Flood/Asymm.	3000/4000	80	66	238
Vision	max 50	-	○	•	Grey DarkBrown	-	-	-	65	236
		-	○	•	Grey DarkBrown	-	-	-	65	236
Prolamp	71	9336 - 9856	□	•	RAL9005	W.Flood/Asymm.	3000/4000	80	66	238
	90	13836	□	•	RAL9005	W.Flood/Asymm.	4000	80	66	238
	110	17852	□	•	RAL9005	W.Flood/Asymm.	4000	80	66	238
	144	21498	□	•	RAL9005	W.Flood/Asymm.	4000	80	66	239
	170	25141	□	•	RAL9005	W.Flood/Asymm.	4000	80	66	239
	185	29568	□	•	RAL9005	W.Flood/Asymm.	4000	80	66	239
	230	37600	□	•	RAL9005	Asymm.	4000	80	66	239

Luca d'accento con focale variabile / Adjustable Focus Accent Lighting

PRODUCT	WATT	LMS ¹	SHAPE	ADJ ²	FINISH	OPTICS	Cct	CRI	IP	PAGE
Clivo	2	233	○	•	Nickel	Adj. focus (10°-60°)	3000	80	65	234
		233	○	•	Black DarkBrown Nickel Chrome Steel	Adj. focus (10°-60°)	3000	80	66	234
Iris67	6	685	○	•	White Black Grey	Adj. focus (15°-45°)	3000	80	67	235
	12	1724	○	•	White Black Grey	Adj. focus (15°-45°)	3000	80	67	235

Definizione ottiche / Optics specify

Spot	Spot	11° > 24°
Flood	Flood	25° > 44°
W. Flood	Wide Flood	45° > 79°
Asymm.	Asymmetric	-

¹ i dati si riferiscono al flusso luminoso della sorgente / data are referred to the source's luminous flux

² ADJ = Basculante / Adjustable

Shaker

pag. 234

Shaker è un proiettore da esterno con driver integrato. Dotato di ottica direzionale, è applicabile a pavimento, parete o su picchetto. Il corpo di shaker è in alluminio e vetro temperato che ne conferiscono un indice di protezione elevato (IP66). Munito di staffa graduata, Shaker garantisce massima precisione in fase di puntamento.

The Shaker is an outdoor projector with integrated driver. Equipped with directional optics, it can be applied to the floor, wall or on a ground spike. The Shaker body is made of aluminium and tempered glass to ensure a high protection index (IP66). Equipped with a grade rod, the Shaker ensures maximum directional precision.



NEW



Eyelet65

pag. 232

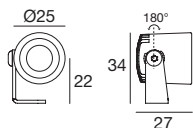

Proiettore direzionale da esterno con dimensioni estremamente ridotte, ideale per l'illuminazione di sculture, piante e percorsi esterni. È disponibile in versione quadrata e rotonda e può essere installato mediante l'utilizzo del picchetto.

IP65

A directional outdoor projector with extremely small dimensions, ideal for illuminating sculptures, plants and outdoor pathways. Available in square and round versions, this light can be installed just by using the spike.



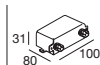
Eyelet65_R | Accent lighting | powerLED 2 W DC 630 mA



	CRI	UGR	Cct	lm S	lm D	Optic
91214W30 White	80	-	3000	233	171	Flood (29°)
91215M30 Black	80	-	2700	233	151	Flood (29°)
91215M60 Black	80	-	2700	233	146	W. Flood (65°)
91215W15 Black	80	-	3000	233	170	Spot (23°)
91215W30 Black	80	-	3000	233	171	Flood (29°)
91215W60 Black	80	-	3000	233	160	W. Flood (65°)
91216W30 Grey	80	-	3000	233	171	Flood (29°)
91216W60 Grey	80	-	3000	233	160	W. Flood (65°)



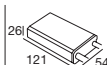
89420
ON/OFF
1 - 2 art.



99179
ON/OFF
3 - 6 art.



99186
ON/OFF
6 - 12 art.

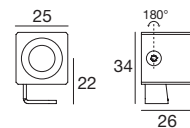


83102
DALI
1 - 14 art.

Accessories

98669	Picchetto in acciaio 101 mm / Steel peg 101 mm
98624	Picchetto in acciaio 160 mm / Steel peg 160 mm
99746	Snoot
84992	Chiave a compasso per montaggio accessorio Snoot / Wrench for installing the snoot

Eyelet65_Q | Accent lighting | powerLED 2 W DC 630 mA



	CRI	UGR	Cct	lm S	lm D	Optic
91219W30 Black	80	-	3000	233	171	Flood (29°)
91219W60 Black	80	-	3000	233	160	W. Flood (65°)
91220W30 Grey	80	-	3000	233	171	Flood (29°)
91220W60 Grey	80	-	3000	233	160	W. Flood (65°)



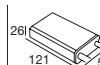
89420
ON/OFF
1 - 2 art.



99179
ON/OFF
3 - 6 art.




99186
ON/OFF
6 - 12 art.



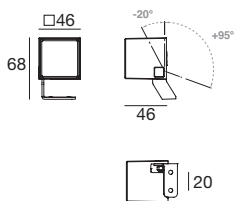
83102
DALI
1 - 14 art.

Accessories

98669	Picchetto in acciaio 101 mm / Steel peg 101 mm
98624	Picchetto in acciaio 160 mm / Steel peg 160 mm
99746	Snoot
84992	Chiave a compasso per montaggio accessorio Snoot / Wrench for installing the snoot



Periskop | Accent lighting | powerLED 6 W DC 500 mA



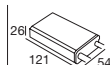
	CRI	UGR	Cct	lm S	lm D	Optic
90520W30 Black	80	-	3000	659	396	Flood (28°)
90520W60 Black	80	-	3000	659	453	W. Flood (50°)
90521W30 Grey	80	-	3000	659	396	Flood (28°)
90522W30 DarkBrown	80	-	3000	659	396	Flood (28°)
90522W60 DarkBrown	80	-	3000	659	453	W. Flood (50°)



99181
ON/OFF
1 art.



99185
ON/OFF
2 - 3 art.

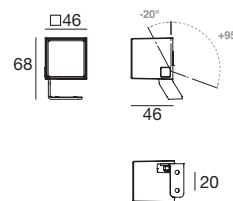


83101
DALI
1 - 4 art.

Accessories

98550	Picchetto / Peg
98624	Picchetto / Peg

Periskop RGB | Accent lighting | powerLED 4,5 W DC 500 mA



	Cct	Optic
95141Z15 Grey	RGB	Spot

DMX configuration

99333	Controller DMX 2 - 12 art.
99785	Switching 48 V 240 W

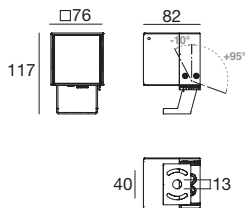

RF control configuration

99742	Controller RF 1 - 12 art.
99702	Remote RF
99785	Switching 48 V 240 W

Accessories

98549	Picchetto / Peg
98624	Picchetto / Peg

Periskop | 198-264 V AC | Accent lighting | arrayLED 6,5 W DC - 8 W AC



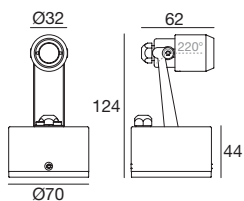
	CRI	UGR	Cct	lm S	lm D	Optic
95347W30 Black	80	-	3000	770	597	Flood (37°)
95348W30 Grey	80	-	3000	770	597	Flood (37°)
95349W30 DarkBrown	80	-	3000	770	597	Flood (37°)

Accessories

98549	Picchetto / Peg
98624	Picchetto / Peg



Clivo | Accent lighting | 190-250 V AC | powerLED 2 W DC - 2,2 W AC

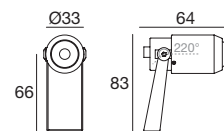


		CRI	UGR	Cct	lm S	lm D	Optic
92204W85	Nickel	80	-	3000	233	On req	10°-60°

Accessories

89371	Picchetto / Peg
98513	Anti-glare

Clivo_2 | Accent lighting | powerLED 2 W DC 630 mA



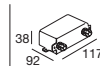
		CRI	UGR	Cct	lm S	lm D	Optic
84562W85	Black	80	-	3000	233	168	10°-66°
84563W85	DarkBrown	80	-	3000	233	168	10°-66°
97071W85	Nickel	80	-	3000	233	168	10°-66°
97072W85	Chrome	80	-	3000	233	168	10°-66°
97073W85	Steel	80	-	3000	233	168	10°-66°



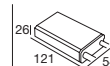
89420
ON/OFF
1-2 art.



99179
ON/OFF
3-6 art.



99186
ON/OFF
6-12 art.

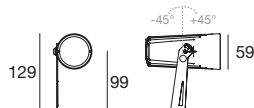


83102
DALI
1-14 art.

Accessories

84890	Picchetto / Peg
98112	Picchetto / Peg
98513	Anti-glare

Shaker | Accent lighting | 198-264 V AC | arrayLED 6,5 W DC - 8,5 W AC

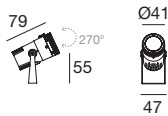


		CRI	UGR	Cct	lm S	lm D	Optic
84522W30	White	80	-	3000	770	730	Flood (18°)
84522W60	White	80	-	3000	770	570	W. Flood (55°)
84523W30	Black	80	-	3000	770	730	Flood (18°)
84523W60	Black	80	-	3000	770	570	W. Flood (55°)
84524W30	Grey	80	-	3000	770	730	Flood (18°)
84524W60	Grey	80	-	3000	770	570	W. Flood (55°)
84525W30	DarkBrown	80	-	3000	770	730	Flood (18°)
84525W60	DarkBrown	80	-	3000	770	570	W. Flood (55°)

Accessories

89371	Picchetto / Peg
98514	Anti-glare

Iris67 | Accent lighting | arrayLED 6 W DC 630 mA



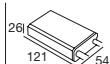
	CRI	UGR	Cct	lm S	lm D	Optic
84537W85	White	80	-	3000	685	620 15°-45°
84538W85	Black	80	-	3000	685	On req 15°-45°
84539W85	Grey	80	-	3000	685	On req 15°-45°



99179
ON/OFF
1 - 2 art.



99186
ON/OFF
2 - 4 art.

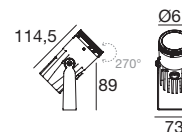


83102
DALI
1 - 4 art.

Accessories

84890	Picchetto in acciaio 250 mm / Steel peg 250 mm
98112	Picchetto in acciaio 700 mm / Steel peg 700 mm

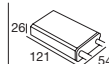
Iris67 | Accent lighting | arrayLED 12 W DC 350 mA



	CRI	UGR	Cct	lm S	lm D	Optic
84540W85	White	80	-	3000	1724	On req 15°-45°
84541W85	Black	80	-	3000	1724	On req 15°-45°
84542W85	Grey	80	-	3000	1724	On req 15°-45°



99183
ON/OFF
1 art.



83100
DALI
1 art.

Accessories

84890	Picchetto in acciaio 250 mm / Steel peg 250 mm
98112	Picchetto in acciaio 700 mm / Steel peg 700 mm

Iris67

Proiettore versatile in IP67

Esteticamente curato, dalle forme minimali, Iris67 introduce la possibilità di gestire professionalmente il fascio luminoso in ambiente outdoor, consentendo un'ampio spettro di situazioni illuminotecniche applicabili ad elementi decorativi (statue, installazioni) e piante ad alto fusto. Un dispositivo per un'illuminazione avanzata, IP67 ed interamente in alluminio: il design concreto e affidabile di Iris67 garantisce massima protezione da agenti atmosferici, acqua (escluso immersione) e particelle microscopiche.

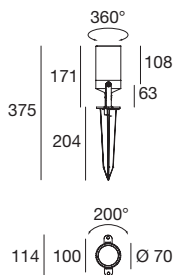


IP67 versatile spotlight

Aesthetically pleasing with minimal forms, Iris67 introduces the possibility of professionally managing the light beam in an outdoor environment, allowing a broad spectrum of lighting situations applicable to decorative elements (statues, installations) and high plants. A device for advanced lighting, IP67 and entirely in aluminium: the concrete and reliable design of Iris67 guarantees maximum protection against atmospheric agents, water (with the exception of immersion) and microscopic particles.



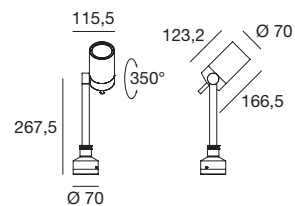
Vision_1 | Accent lighting | 1 x GU10 220-240 V



35 W max halogen	CRI	UGR	Cct	lm S	lm D	Optic
51585	Grey	-	-	-	-	-
51586	DarkBrown	-	-	-	-	-

Compatibile con lampadine LED. Lampadina GU10 venduta separatamente.
LED bulbs compatible. GU10 lamp sell separately.

Vision_2 | Accent lighting | 1 x GU10 220-240 V



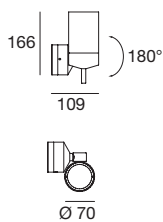
50 W max halogen	CRI	UGR	Cct	lm S	lm D	Optic
51395	Grey	-	-	-	-	-
51396	DarkBrown	-	-	-	-	-

Accessories

50370	Picchetto / Peg
-------	-----------------

Compatibile con lampadine LED. Lampadina GU10 venduta separatamente.
LED bulbs compatible. GU10 lamp sell separately.

Vision_WJ | Accent lighting | 1 x GU10 220-240 V



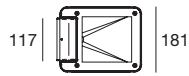
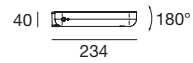
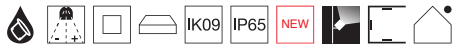
50 W max halogen	CRI	UGR	Cct	lm S	lm D	Optic
51365	Grey	-	-	-	-	-
51366	DarkBrown	-	-	-	-	-

Accessories

50370	Picchetto / Peg
-------	-----------------

Compatibile con lampadine LED. Lampadina GU10 venduta separatamente.
LED bulbs compatible. GU10 lamp sell separately.

Vuelta_Y | Outdoor spotlights | 100-264 V AC | arrayLED 13,5 W DC - 16 W AC

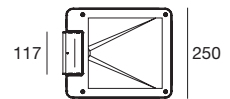
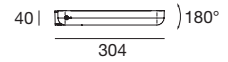


	CRI	UGR	Cct	lm S	lm D	Optic
64522W07 Grey	80	-	3000	1627	965	Asymm.

Accessories

14931	Picchetto / Peg
--------------	-----------------

Vuelta_Y | Outdoor spotlights | Pole-top | 176-264 V AC | arrayLED 30 W DC - 32 W AC



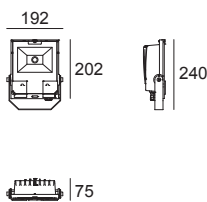
	CRI	UGR	Cct	lm S	lm D	Optic
64530W07 Grey	92	-	3000	3565	2736	Asymm.

Accessories

14931	Picchetto / Peg
--------------	-----------------

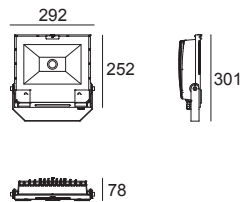


Prolamp | Projector | 198-264 V AC | arrayLED 35 W DC - 40 W AC



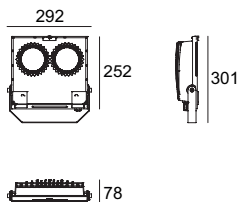
1 LED	CRI	UGR	Cct	lm S	lm D	Optic
82270W12	RAL9005	80	-	3000	4870 3676	E.W.Flood
82270W07	RAL9005	80	-	3000	4870 3514	Asymm.
82270N12	RAL9005	80	-	4000	5140 3871	E.W.Flood

Prolamp | Projector | 198-264 V AC | arrayLED 71 W DC - 80 W AC



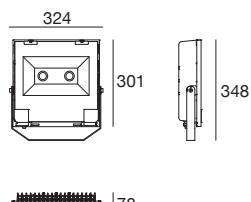
1 LED	CRI	UGR	Cct	lm S	lm D	Optic
82272W12	RAL9005	80	-	3000	9973 On req	E.W.Flood
82272N12	RAL9005	80	-	4000	10528 On req	E.W.Flood
82272N07	RAL9005	80	-	4000	10528 On req	Asymm.

Prolamp | Projector | 198-264 V AC | arrayLED 90 W DC - 100 W AC



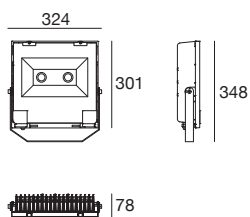
2 LED	CRI	UGR	Cct	lm S	lm D	Optic
84068N60	RAL9005	80	-	4000	13836 On req	W.Flood (59°)
84068N07	RAL9005	80	-	4000	13836 On req	Asymm.

Prolamp | Projector | 198-264 V AC | arrayLED 110 W DC - 120 W AC



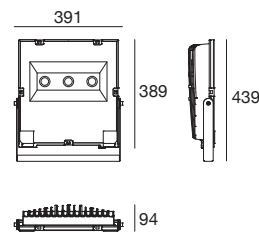

2 LED	CRI	UGR	Cct	lm S	lm D	Optic
82274N12	RAL9005	80	-	4000	17375 On req	E.W.Flood
82274N07	RAL9005	80	-	4000	17375 On req	Asymm.

Prolamp | Projector | 198-264 V AC | arrayLED 144 W DC - 150 W AC



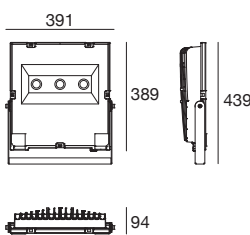
2 LED	CRI	UGR	Cct	lm S	lm D	Optic
84069N12	RAL9005	80	-	4000	21498	On req E.W.Flood
84069N07	RAL9005	80	-	4000	21498	On req Asymm.

Prolamp | Projector | 198-264 V AC | arrayLED 170 W DC - 180 W AC



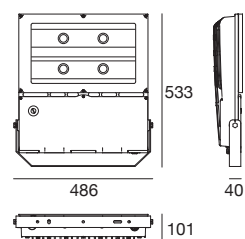
3 LED	CRI	UGR	Cct	lm S	lm D	Optic
82286N12	RAL9005	80	-	4000	25141	On req E.W.Flood
82286N07	RAL9005	80	-	4000	25141	On req Asymm.

Prolamp | Projector | 198-264 V AC | arrayLED 185 W DC - 200 W AC



3 LED	CRI	UGR	Cct	lm S	lm D	Optic
84070N12	RAL9005	80	-	4000	29568	On req E.W.Flood
84070N07	RAL9005	80	-	4000	29568	On req Asymm.

Prolamp | Projector | 198-264 V AC | arrayLED 230 W DC - 250 W AC




4 LED	CRI	UGR	Cct	lm S	lm D	Optic
83591N07	RAL9005	80	-	4000	37600	On req Asymm.



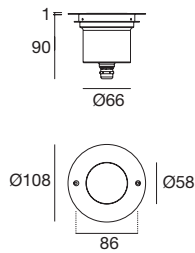




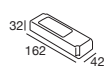
Underwater



Nautilus_RF | Underwater luminaires | powerLED 4,5 W DC



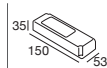
CV 12V DC	CRI	UGR	Cct	lm S	lm D	Optic
84031W20	Steel	80	-	3000	575	On req Spot



83010
ON/OFF
1 - 12 art.



83013
ON/OFF
1 - 32 art.



83012
DALI
1 - 12 art.



83015
DALI
1 - 25 art.

RGBW CC 4W DC-350mA	Cct	Optic
84032V40	Steel	RGBW warm white Flood

12V DC

DMX configuration

83187	Dimmer DMX 1 - 4 art.
83010	Driver CV 12 V 60 W

RF control configuration

99741	Controller RF 1 - 4 art.
99702	Remote RF
83010	Driver CV 12 V 60 W

24V DC

DMX configuration

83187	Dimmer DMX 1 - 8 art.
99331	Driver CV 24 V 150 W

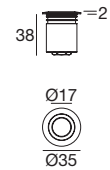

RF control configuration

99741	Controller RF 1 - 8 art.
99702	Remote RF
99331	Driver CV 24 V 150 W

Accessories

83140	PVC	Controcassa / Recessed casing - Pag. U1
--------------	-----	---

Sub_R | Underwater luminaires | powerLED 1.5W DC 500 mA



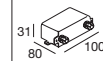
CV 12V DC	CRI	UGR	Cct	lm S	lm D	Optic
97315W15	Steel	80	-	3000	199	Spot (19°)
97315W30	Steel	80	-	3000	199	Flood (25°)
97315W60	Steel	80	-	3000	199	W. Flood (50°)
97315W00	Steel	80	-	3000	199	General (116°)
97315N30	Steel	80	-	4000	213	Flood (25°)



89422
ON/OFF
1 - 2 art.



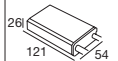
89423
ON/OFF
2 - 3 art.



99181
ON/OFF
3 - 6 art.



99185
ON/OFF
6 - 12 art.



83101
DALI
1 - 12 art.

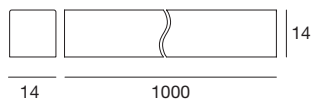
Accessories

98148	PVC	Controcassa IP68 / Recessed casing IP68 - Pag. U1
98060	PVC	Controcassa / Recessed casing - Pag. U1

Rubber 3D PROtection | LED strip | 10W/m 24V DC

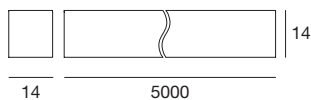


1 m	CRI	UGR	Cct	lm S	lm D	Optic
80416	White	85	-	3000	1100	506
80417	White	85	-	4000	1190	674



89179 ON/OFF 1 - 2 art.	89359 ON/OFF 1 - 4 art.	99331 ON/OFF 1 - 15 art.	83019 PUSH 1 - 15 art.	99332 0/1-10V 1 - 15 art.	99722 DALI 1 - 12 art.

5 m	CRI	UGR	Cct	lm S	lm D	Optic
99544	White	85	-	3000	5500	2403
99545	White	85	-	4000	5950	3201



99331 ON/OFF 1 - 3 art.	83019 PUSH 1 - 3 art.	99332 0/1-10V 1 - 3 art.	99722 DALI 1 - 2 art.	99787 DALI 1 - 4 art.

Accessories

98148	Controcassa / Recessed casing - Pag. 254-255
89548	Connettore / Connector - Pag. 254-255
99520	Nastro biadesivo / Double-sided tape - Pag. 254-255

Accessories

80418	PVC Profilo lineare / Linear profile - Pag. 254-255
80419	PVC Profilo lineare con passaggio cavo / Linear profile with cable run - Pag. 254-255
80733	PVC Clip 50 mm / 18 mm / 19 mm - Pag. 254-255
80734	PVC Clip con passaggio cavo / Clip with cable run - Pag. 254-255



IP69

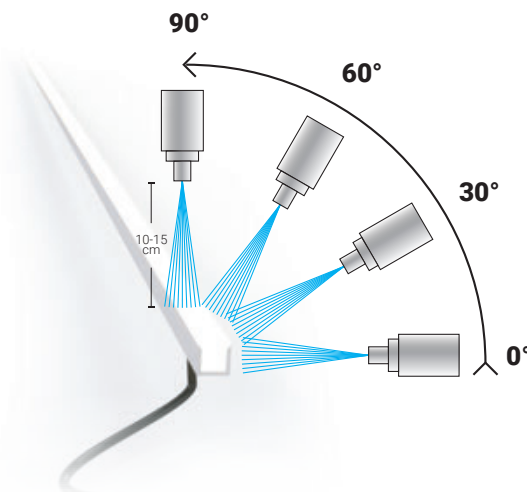


L'IP69 è una classificazione della norma tedesca DIN 40050-9 che estende la classificazione standard IP, sviluppata per settori in cui è necessaria la protezione supplementare contro le alte pressioni e le alte temperature. Rubber 3D PROtection ha superato il test IP69: una volta installata in piscina o in altri ambienti che necessitano di pulizie periodiche mediante l'utilizzo di idropulitrice, Rubber PROtection resiste a getti di acqua calda ad alta pressione direzionati direttamente sul prodotto, senza bisogno di essere rimossa e successivamente riposizionata. Un vantaggio considerevole che consente di evitare operazioni di manutenzione altrimenti obbligatorie e da ripetere nel tempo. L'IP69 è una classificazione aggiuntiva che affianca l'IP68 standard previsto dal sistema IEC60529. Rubber 3D PROtection è certificata per entrambi i gradi di protezione.

IP69

IP69 is a classification of the German DIN 40050-9 standard that extends the standard IP classification, developed for sectors where supplementary protection against high pressures and high temperatures is needed. Rubber 3D PROtection has passed the IP69 test: once installed in a pool or other environments that require periodic cleaning through the use of a pressure washer, Rubber PROtection withstands jets of high-pressure or hot water aimed directly on the product, without needing to be removed and subsequently repositioned. This is a considerable advantage that lets you avoid maintenance operations which would otherwise be compulsory and need to be repeated over time. IP69 is an additional classification that comes alongside the IP68 standard set forth by the IEC60529 system. Rubber 3D PROtection is certified for both grades of protection.

High Temperature 80°C
 High Pressure 80/100 bar



Products abacus Flex Lights

RUBBER 2D MINI

RUBBER 2D

RUBBER 3D

RUBBER 3D_OPTICS



Luca flessibile diffusa / Flex Diffused Light

PRODUCT	WATT	V	LMS ¹	FINISH	LENGTH	Cct	CRI	OPTICS	CUT	IP	PAGE
Monocolore / Monocolor											
Rubber 2D mini	5	24	510 - 5950	White	1 m / 5 m / 10 m	2700/3000/4000	85	General	50 mm	67	250
Rubber 2D	10	24	1060 - 12360	White	1 m / 5 m / 10 m	2700/3000/4000	85	General	50 mm	67	251
		48	1060 - 12360	White	1 m / 5 m / 10 m	2700/3000/4000	85	General	45 mm	67	251
Rubber 3D		24	1020 - 11900	White Concrete	1 m / 5 m / 10 m	2700/3000/4000	85	General	45 mm	67	252

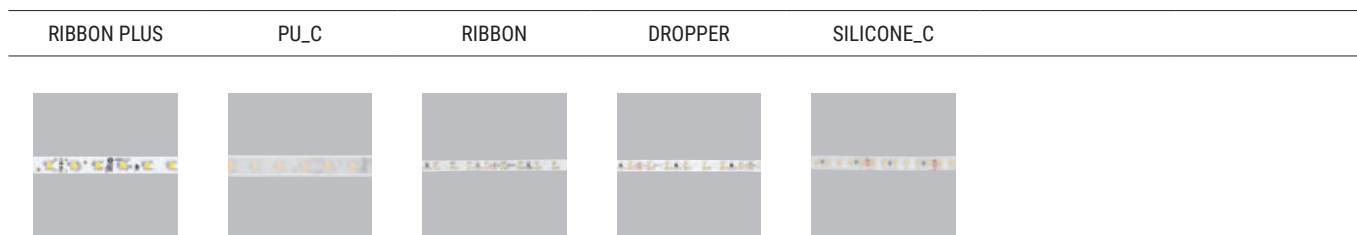
Luca puntuale flessibile / Flex Spot Light

PRODUCT	WATT	V	LMS ¹	FINISH	LENGTH	Cct	CRI	OPTICS	CUT	IP	PAGE
Luca puntuale / Spot light											
Rubber 3D optics	19	24	2300 - 2415	White	1 m	3000/4000	85	Flood	166 mm	67	253
		24	2185 - 2415	Black	1 m	2700/3000/4000	85	Flood	166 mm	67	253
	28,5	24	3450 - 3622	White	1,5 m	3000/4000	85	Flood	166 mm	67	253
		24	3277 - 3622	Black	1,5 m	2700/3000/4000	85	Flood	166 mm	67	253
	57	24	6900 - 7244	White	3 m	3000/4000	85	Flood	166 mm	67	253
		24	6554 - 7244	Black	3 m	2700/3000/4000	85	Flood	166 mm	67	253

Definizione ottiche / Optics specify

Flood	Flood	25° > 44°
General	General	-

¹ i dati si riferiscono al flusso luminoso della sorgente /
¹ data are referred to the source's luminous flux



Professional

PRODUCT	WATT	V	LMS ¹	LED s/m	LENGTH	Cct	CRI	CUT	IP	PAGE
Monocolore per interno / Indoor Monocolor										
Ribbon plus	16	24	1970 - 2309	70	5 m	2700/3000/4000	85	100 mm	20	258
Ribbon plus	36	24	4115 - 4490	140	5 m	2700/3000/4000	85	50 mm	20	258
Ribbon plus HI-FLUX	63	24	7375 - 8550	70	5 m	2700/3000/4000	85	100 mm	20	258
Ribbon plus HI-FLUX	125	24	11500 - 12500	140	5 m	2700/3000/4000	85	50 mm	20	258

Dynamic e WT white per interno / Indoor Controlled white

Ribbon plus Dynamic White	64	24	-	70+70	5 m	1800-5000	85	100 mm	20	259
Ribbon plus WT	65	24	-	70+70	5 m	1800-3000	85	100 mm	20	259

Colore per interno / Indoor Color

Ribbon plus RGBW	98	24	-	60+60	5 m	RGBW - 3000	85	100 mm	20	259
------------------	----	----	---	-------	-----	-------------	----	--------	----	-----

Monocolore per esterno / Outdoor Monocolor

PU_C plus	16	24	2070 - 2425	70	5 m	2700/3000/4000	85	100 mm	66	260
PU_C plus	36	24	4315 - 4715	140	5 m	2700/3000/4000	85	50 mm	66	260
PU_C plus HI-FLUX	63	24	7745 - 8980	70	5 m	2700/3000/4000	85	100 mm	66	260
PU_C plus HI-FLUX	125	24	12080 - 13130	140	5 m	2700/3000/4000	85	50 mm	66	260

Colore per esterno / Outdoor Color

PU_C RGBW	98	24	-	60+60	5 m	RGBW - 3000	85	100 mm	66	261
-----------	----	----	---	-------	-----	-------------	----	--------	----	-----

Standard

PRODUCT	WATT	V	LMS ¹	LED s/m	LENGTH	Cct	CRI	CUT	IP	PAGE
Monocolore per interno / Indoor Monocolor										
Ribbon Basic	25	24	1800 - 1850	60	5 m	2700/3000/4000	80	100 mm	20	262
Dropper Basic		24	2300 - 2500	60	5 m	2700/3000/4000	80	100 mm	50	264
Ribbon	48	24	4250 - 4800	120	5 m	2700/3000/4000	80	50 mm	20	262
		24	3700 - 4270	120	5 m	2700/3000/4000	80	50 mm	20	262
Ribbon Slim		24	3350 - 3750	120	5 m	2700/3000/4000	80	50 mm	20	262
Dropper		24	3610 - 3700	120	5 m	3000/4000	80	50 mm	50	264
Ribbon HI-FLUX	60	24	4900 - 5500	60	5 m	2700/3000/4000	80	100 mm	20	262
Dropper HI-FLUX		24	4750 - 5250	60	5 m	2700/3000/4000	80	100 mm	50	264
Ribbon	96	24	7200 - 7400	240	5 m	2700/3000/4000	80	25 mm	20	262
Ribbon HI-FLUX	100	48	8625 - 9750	150	10 m	3000/4000	95	100 mm	20	263

Colore per interno / Indoor Color

Ribbon RGB	72	24	-	60	5 m	RGB	-	100 mm	20	263
Dropper RGB		24	-	60	5 m	RGB	-	100 mm	50	264
Ribbon RGBW	67,5	48	-	54	5 m	RGBW	-	166 mm	20	263

Monocolore per esterno / Outdoor Monocolor

Silicone_C Basic	25	24	2250 - 2400	60	5 m	2700/3000/4000	80	100 mm	66	265
Silicone_C HI-FLUX	60	24	4750 - 5100	60	5 m	3000/4000	80	100 mm	66	265
Silicone_C HI-FLUX	72	24	5400	60	5 m	2700	80	100 mm	66	265
Silicone_C		24	7230 - 7495	120	5 m	3000/4000	80	50 mm	66	265

Colore per esterno / Outdoor Color

Silicone_C Basic RGB	72	24	-	60	5 m	RGB	-	100 mm	66	265
----------------------	----	----	---	----	-----	-----	---	--------	----	-----

3D

Rubber 3D è unica nel suo genere: grazie alla struttura brevettata del circuito interno, il prodotto può piegarsi su tutti gli assi e rendere possibili nuovi metodi installativi e concetti applicativi. Non c'è limite all'immaginazione: strutture curvilinee organiche e fluide, con cambi di direzione repentini, non rappresentano più un problema grazie alla flessibilità senza vincoli di Rubber 3D. Le rotte si possono facilmente tagliare ogni 45 millimetri, per garantire la massima versatilità d'utilizzo. I cavi entra/esci consentono di collegare in serie più apparecchi illuminanti mantenendo la luce uniforme e costante per tutta la lunghezza complessiva dell'installazione, senza interruzioni nei punti di giunzione. Raggio minimo di curvatura: 250 mm.



3D

Rubber 3D is unique in its kind. Thanks to the patented structure of the internal circuit, the product can bend on all axes and make new installation methods and application concepts possible.

There is no limit to imagination: organic and fluid curved structures with abrupt direction changes are no longer a problem, thanks to the unrestricted flexibility of Rubber 3D. The rolls can be easily cut every 45 millimetres to guarantee maximum versatility of use. The input/output cables permit the connection of multiple fixtures in series, maintaining uniform and constant light for the entire overall length of the installation, without interruptions in the junction points.

Minimum curvature radius: 250 mm.

IP68 e immersione permanente

Rubber 3D PROtection è certificata con grado IP68, pertanto si presta ad installazioni permanenti, fino a 3 metri di immersione, in ambienti come piscine, fontane, cascate verticali, docce moderne e simili, garantendo al contempo la massima flessibilità. In aggiunta, il cavo d'alimentazione a tenuta stagna permette una protezione dall'acqua. Lungo ben 5 metri, ben più della media se consideriamo prodotti simili già presenti nel mercato, il cavo consente il collocamento del gruppo di alimentazione in separata sede, aiutando l'installatore e facilitando la successiva manutenzione e/o eventuali sostituzioni.

IP68



IP68 and permanent submersion

Rubber 3D PROtection is certified with a grade of IP68, therefore it lends itself well to permanent installations, submerged up to 3 metres, in environments such as pools, fountains, vertical waterfalls, modern showers and similar, at the same time guaranteeing maximum flexibility. In addition, the waterproof power cable allows protection from the water. An amazing 5 metres long, much longer than the average if we consider similar products already available on the market, the cable allows placement of the power supply unit in a separate site, helping the installer and facilitating subsequent maintenance and/or any replacements.



Cove Light


Prodotto installato: Rubber 3D Optic
White Finish | Optic 20°
Distanza installazione: 10 cm
Lunghezza muro: 32,5 m

Illuminamento camminamento: 250 lux medi

Cove Light

Product installed: Rubber 3D Optic
White Finish | Optic 20°
Installation distance: 10 cm
Wall length: 32.5 m

Walkway lighting: 250 lux medium



2D

Rubber 2D e la novità Rubber 2D Mini completano la famiglia Rubber, ampliando il range di scelta. Rubber 2D è estremamente flessibile e può piegarsi fino a coprire un raggio molto stretto, adattandosi perfettamente ai profili sinuosi e percorrendo curve e controcurve. Rubber 2D è disponibile fino a 10 metri di lunghezza massima per singola rolla e può essere sezionata ogni 50 mm, consentendo una grande duttilità compositiva. L'IP67 garantisce svariati ambiti installativi in ambienti esterni. Grazie al collegamento con cavi entra/esci, la luce è uniforme e costante per tutta la lunghezza, anche nei punti di giunzione. Raggio minimo di curvatura: 250 mm.

2D

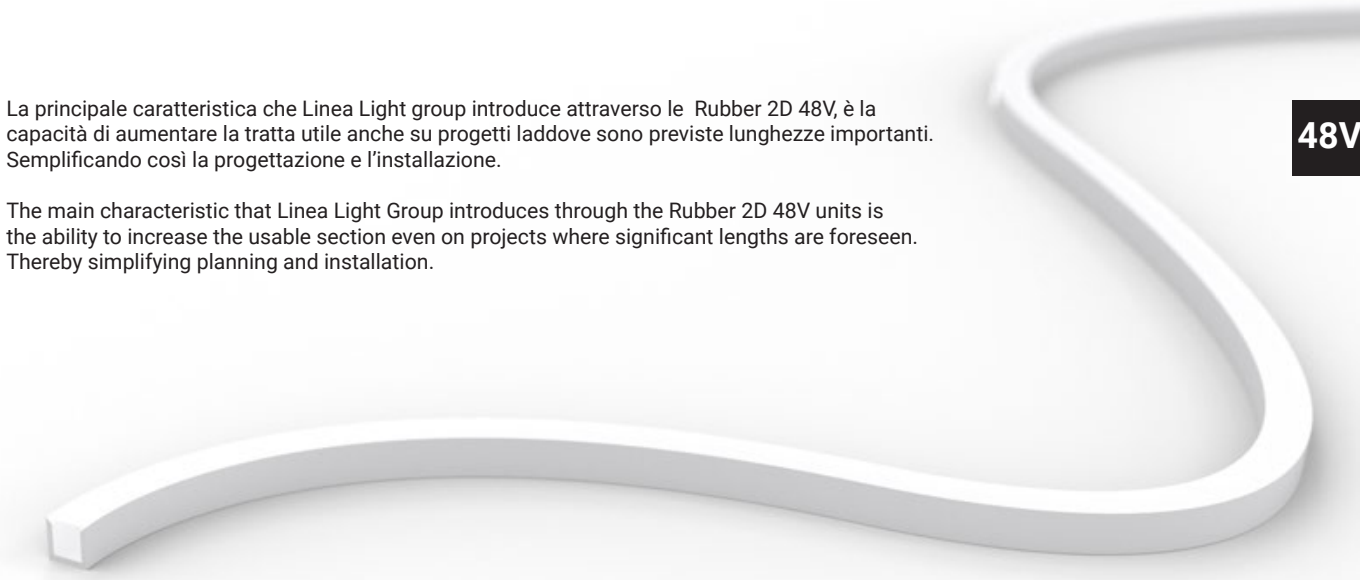
Rubber 2D and the new Rubber 2D Mini complete the Rubber family, expanding the range of choices. Rubber 2D is extremely flexible and can bend all the way to cover a very narrow radius, perfectly adapting to the sinuous profiles and following curves and reverse curves. Rubber 2D is available up to 10 metres in length maximum per single roll and can be cut every 50 mm, allowing great composition adaptability. IP67 guarantees various outdoor installation environments. Thanks to the connection with in/out cables, the light is uniform and constant along its entire length, even at the junction points. Minimum curvature radius: 250 mm.

2D
↔

La principale caratteristica che Linea Light group introduce attraverso le Rubber 2D 48V, è la capacità di aumentare la tratta utile anche su progetti laddove sono previste lunghezze importanti. Semplificando così la progettazione e l'installazione.

The main characteristic that Linea Light Group introduces through the Rubber 2D 48V units is the ability to increase the usable section even on projects where significant lengths are foreseen. Thereby simplifying planning and installation.

48V



Rubber 2D Mini

Come il modello standard da 14mm, anche la versione Mini si propone come soluzione ideale per curve e controcurve che richiedono il piegamento su un unico asse, abbinando flessibilità d'installazione a grandi prestazioni. Certificata IP67, si differenzia da qualsiasi altra Rubber per le dimensioni estremamente ridotte. In appena 6mm Rubber 2D Mini concentra un circuito progettato ad hoc che permette di ottenere performance molto alte, a fronte di una luce sottilissima, per effetti lineari discreti ed eleganti. Come la parte elettronica interna, anche gli accessori, le clip e i profili sono appositamente studiati per l'ingombro minimo della Rubber 2D Mini. Raggio di curvatura minimo: 150 mm.

Rubber 2D Mini


Like the standard 14mm model, the Mini version is also an ideal solution for curves and reverse curves that demand bending on a single axis, combining flexible installation with high performance. IP67 certified, it differs from any other Rubber with its extremely reduced dimensions. Rubber 2D Mini packs in just 6mm a custom designed circuit that allows extremely high performance to be achieved with very thin light for discrete and elegant linear effects. Just like the internal electronics, the accessories, clips and profiles are also specifically designed for the minimum bulk of the Rubber 2D Mini. Minimum curvature radius: 150mm

2D
↔

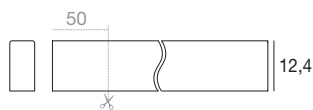
6mm
↑
↓



Rubber 2D_mini | LED strip | 5 W/m 24 V DC



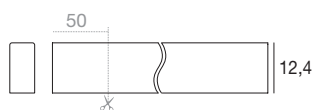
1 m	CRI	UGR	Cct	lm S	lm D	Optic	
82147	White	85	-	2700	510	129	General
82148	White	85	-	3000	550	140	General
82149	White	85	-	4000	595	151	General



6 1000

99374 ON/OFF 75 W	99331 ON/OFF 150 W	99332 0/1-10V 150 W	83062 DALI/PUSH 150 W	99787 DALI 240 W

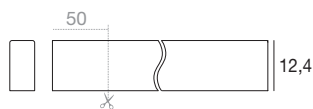
5 m	CRI	UGR	Cct	lm S	lm D	Optic	
82150	White	85	-	2700	2550	645	General
82151	White	85	-	3000	2750	700	General
82152	White	85	-	4000	2975	755	General



6 5000

99374 ON/OFF 75 W	99331 ON/OFF 150 W	99332 0/1-10V 150 W	83062 DALI/PUSH 150 W	99787 DALI 240 W

10 m	CRI	UGR	Cct	lm S	lm D	Optic	
82153	White	85	-	2700	5100	1290	General
82154	White	85	-	3000	5500	1400	General
82155	White	85	-	4000	5950	1510	General



6 10000

99374 ON/OFF 75 W	99331 ON/OFF 150 W	99332 0/1-10V 150 W	83062 DALI/PUSH 150 W	99787 DALI 240 W

Accessori / Accessories - Pag. 254-255

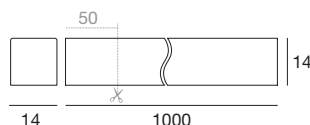


6 mm

Rubber 2D | LED strip | 10 W/m 24 V DC

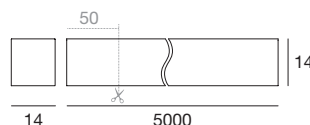


1 m	CRI	UGR	Cct	lm S	lm D	Optic	
80409	White	85	-	2700	1060	437	General
80410	White	85	-	3000	1145	472	General
80411	White	85	-	4000	1236	509	General



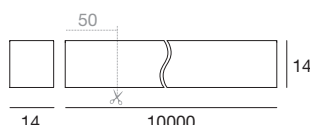
99374 ON/OFF 75 W	99331 ON/OFF 150 W	99332 0/1-10V 150 W	83062 DALI/PUSH 150 W	99787 DALI 240 W
--------------------------------	---------------------------------	----------------------------------	------------------------------------	-------------------------------

5 m	CRI	UGR	Cct	lm S	lm D	Optic	
80412	White	85	-	2700	5300	2185	General
80413	White	85	-	3000	5725	2360	General
80414	White	85	-	4000	6180	2345	General



99374 ON/OFF 75 W	99331 ON/OFF 150 W	99332 0/1-10V 150 W	83062 DALI/PUSH 150 W	99787 DALI 240 W
--------------------------------	---------------------------------	----------------------------------	------------------------------------	-------------------------------

10 m	CRI	UGR	Cct	lm S	lm D	Optic	
80391	White	85	-	2700	10600	4370	General
80392	White	85	-	3000	11450	4720	General
80393	White	85	-	4000	12360	5090	General



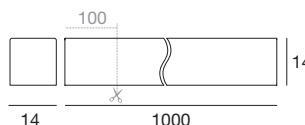
99374 ON/OFF 75 W	99331 ON/OFF 150 W	99332 0/1-10V 150 W	83062 DALI/PUSH 150 W	99787 DALI 240 W
--------------------------------	---------------------------------	----------------------------------	------------------------------------	-------------------------------

Accessori / Accessories - Pag. 254-255

Rubber 2D | LED strip | 10 W/m 48 V DC

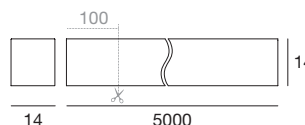


1 m	CRI	UGR	Cct	lm S	lm D	Optic	
82135	White	85	-	2700	1060	411	General
82136	White	85	-	3000	1145	441	General
82137	White	85	-	4000	1236	479	General



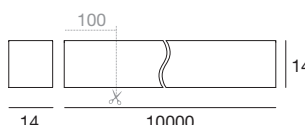
99784 ON/OFF 150 W CV 48 V	99785 ON/OFF 240 W CV 48 V	83179 DALI 150 W CV 48 V
---	---	---------------------------------------

5 m	CRI	UGR	Cct	lm S	lm D	Optic	
82138	White	85	-	2700	5300	2055	General
82139	White	85	-	3000	5725	2220	General
82140	White	85	-	4000	6180	2395	General



99784 ON/OFF 150 W CV 48 V	99785 ON/OFF 240 W CV 48 V	83179 DALI 150 W CV 48 V
---	---	---------------------------------------

10 m	CRI	UGR	Cct	lm S	lm D	Optic	
82141	White	85	-	2700	10600	4110	General
82142	White	85	-	3000	11450	4440	General
82143	White	85	-	4000	12360	4790	General



99784 ON/OFF 150 W CV 48 V	99785 ON/OFF 240 W CV 48 V	83179 DALI 150 W CV 48 V
---	---	---------------------------------------


Accessori / Accessories - Pag. 254-255

48V

La principale caratteristica che Linea Light group introduce attraverso le Rubber 2D 48V, è la capacità di aumentare la tratta utile anche su progetti laddove sono previste lunghezze importanti. Semplificando così la progettazione e l'installazione.

The main characteristic that Linea Light Group introduces through the Rubber 2D 48V units is the ability to increase the usable section even on projects where significant lengths are foreseen. Thereby simplifying planning and installation.

Rubber 3D | LED strip | 10W/m 24 V DC

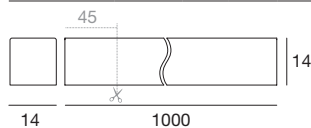


Rubber 3D
Concrete finish OFF



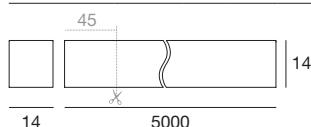
Rubber 3D
Concrete finish ON

1 m		CRI	UGR	Cct	lm S	lm D	Optic
80394	White	85	-	2700	1020	455	General
80395	White	85	-	3000	1100	506	General
82208	Concrete	85	-	3000	1100	250	General
80396	White	85	-	4000	1190	542	General



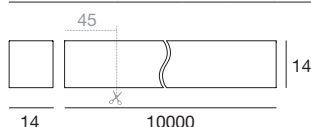
 99374 ON/OFF 75 W	 99331 ON/OFF 150 W	 99332 0/1-10V 150 W	 83062 DALI/PUSH 150 W	 99787 DALI 240 W
------------------------------------	-------------------------------------	--------------------------------------	--	-----------------------------------

5 m		CRI	UGR	Cct	lm S	lm D	Optic
80397	White	85	-	2700	5100	2275	General
80398	White	85	-	3000	5500	2528	General
82211	Concrete	85	-	3000	5500	1187	General
80399	White	85	-	4000	5950	2710	General




 99374 ON/OFF 75 W	 99331 ON/OFF 150 W	 99332 0/1-10V 150 W	 83062 DALI/PUSH 150 W	 99787 DALI 240 W
------------------------------------	-------------------------------------	--------------------------------------	--	-----------------------------------

10 m		CRI	UGR	Cct	lm S	lm D	Optic
80401	White	85	-	3000	11000	5055	General
80402	White	85	-	4000	11900	5420	General



 99374 ON/OFF 75 W	 99331 ON/OFF 150 W	 99332 0/1-10V 150 W	 83062 DALI/PUSH 150 W	 99787 DALI 240 W
------------------------------------	-------------------------------------	--------------------------------------	--	-----------------------------------



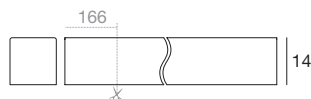
Rubber 3D Optics
White finish



Rubber 3D Optics
Black finish

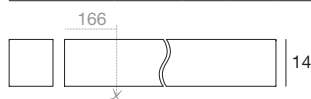


22 W - 1 m		CRI	UGR	Cct	lm S	lm D	Optic
82216W20	White	85	-	3000	2300	1858	Flood
82216W30	White	85	-	3000	2300	1964	Flood
82216N20	White	85	-	4000	2415	1951	Flood
82216N30	White	85	-	4000	2415	2062	Flood
82219M20	Black	85	-	2700	2185	1514	Flood
82219M30	Black	85	-	2700	2185	1608	Flood
82219W20	Black	85	-	3000	2300	1594	Flood
82219W30	Black	85	-	3000	2300	1693	Flood
82219N20	Black	85	-	4000	2415	1673	Flood
82219N30	Black	85	-	4000	2415	1693	Flood



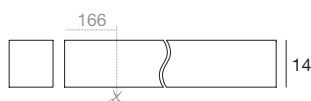
14	1000			
99374 ON/OFF 75 W	99331 ON/OFF 150 W	99332 0/1-10V 150 W	83062 DALI/PUSH 150 W	99787 DALI 240 W

33 W - 1,5 m		CRI	UGR	Cct	lm S	lm D	Optic
82217W20	White	85	-	3000	3450	2774	Flood
82217W30	White	85	-	3000	3450	2930	Flood
82217N20	White	85	-	4000	3622	2913	Flood
82217N30	White	85	-	4000	3622	3077	Flood
82220M20	Black	85	-	2700	3277	2259	Flood
82220M30	Black	85	-	2700	3277	2401	Flood
82220W20	Black	85	-	3000	3450	2379	Flood
82220W30	Black	85	-	3000	3450	2527	Flood
82220N20	Black	85	-	4000	3622	2498	Flood
82220N30	Black	85	-	4000	3622	2527	Flood



14	1500			
99374 ON/OFF 75 W	99331 ON/OFF 150 W	99332 0/1-10V 150 W	83062 DALI/PUSH 150 W	99787 DALI 240 W

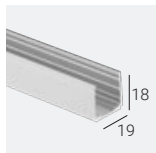
66 W - 3 m		CRI	UGR	Cct	lm S	lm D	Optic
82218W20	White	85	-	3000	6900	5410	Flood
82218W30	White	85	-	3000	6900	5715	Flood
82218N20	White	85	-	4000	7244	5681	Flood
82218N30	White	85	-	4000	7244	6000	Flood
82221M20	Black	85	-	2700	6554	4406	Flood
82221M30	Black	85	-	2700	6554	4680	Flood
82221W20	Black	85	-	3000	6900	4638	Flood
82221W30	Black	85	-	3000	6900	4926	Flood
82221N20	Black	85	-	4000	7244	4870	Flood
82221N30	Black	85	-	4000	7244	4926	Flood



14	3000			
99374 ON/OFF 75 W	99331 ON/OFF 150 W	99332 0/1-10V 150 W	83062 DALI/PUSH 150 W	99787 DALI 240 W


Accessori / Accessories

Rubber | Profilo lineare / Linear profile




Description
99549 Anod. Al. 1000 mm / 18 mm / 19 mm
suitable for: Rubber 2D / Rubber 3D

Rubber | Profilo lineare con passaggio cavo / Linear profile with cable run




Description
83034 Anod. Al. 1000 mm / 39 mm / 19 mm
suitable for: Rubber 2D / Rubber 3D

Rubber | Profilo lineare / Linear profile



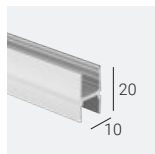
Description
80418 PVC 1000 mm / 18 mm / 19 mm
suitable for: Rubber 3D PROtection / Rubber 2D / Rubber 3D

Rubber | Profilo lineare con passaggio cavo / Linear profile with cable run




Description
80419 PVC 1000 mm / 39 mm / 19 mm
suitable for: Rubber 3D PROtection / Rubber 2D / Rubber 3D

Rubber | Profilo lineare / Linear profile




Description
82846 Anod. Al. 1000 mm / 20 mm / 10 mm
suitable for: Rubber 2D Mini

Rubber | Profilo flessibile / Flexible profile




Description
99541 Steel 1045 mm / 19 mm / 16,2 mm
suitable for: Rubber 2D / Rubber 3D

Rubber | Clip con molla dentata / Clip with toothed spring



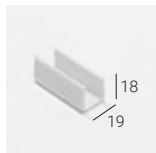
Description
99536 Anod. Al. 50 mm / 23 mm / 21 mm
suitable for: Rubber 2D / Rubber 3D

Rubber | Clip con molla dentata con passaggio cavo / Clip with toothed spring with cable run




Description
99537 Anod. Al. 50 mm / 41 mm / 21 mm
suitable for: Rubber 2D / Rubber 3D

Rubber | Clip



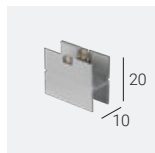
Description
80733 PVC 50 mm / 18 mm / 19 mm
suitable for: Rubber 3D PROtection / Rubber 2D / Rubber 3D

Rubber | Clip con passaggio cavo / Clip with cable run



Description
80734 PVC 50 mm / 39 mm / 19 mm
suitable for: Rubber 3D PROtection / Rubber 2D / Rubber 3D

Rubber | Clip con molla dentata / Clip with toothed spring



Description
82847 Anod. Al. 50 mm / 20 mm / 10 mm
suitable for: Rubber 2D Mini


Accessori / Accessories

Rubber | Kit tappi / Caps kit



Description
99539
suitable for: Rubber 2D / Rubber 3D

Rubber | Kit predisposizione rubber / Rubber preparation kit



Description
99521 1100 mm / 40 mm / 22 mm
suitable for: Rubber 2D / Rubber 3D

Rubber | Kit tappi / Caps kit



Description
99538
suitable for: Rubber 2D Mini

Cavi / Cables

Rubber | Cavo con connettore femmina
Cable with female connector



Description
99688 2x 0,75 / 2000 mm
suitable for: Rubber 2D / Rubber 3D

Rubber | Cavo con connettore maschio
Cable with male connector



Description
99689 2x 0,75 / 2000 mm
suitable for: Rubber 2D / Rubber 3D

Rubber | Cavo con connettore femmina RGBW
Cable with female connector RGBW



Description
99692 5x 0,75 / 2000 mm
suitable for: Rubber 3D RGBW

Rubber | Cavo con connettore maschio RGBW
Cable with male connector RGBW



Description
99693 5x 0,75 / 2000 mm
suitable for: Rubber 3D RGBW

Accessori IP68 / IP68 Accessories

Rubber | Controcassa / Recessed casing




Description
98148
suitable for: Rubber 3D PROtection / Rubber 2D / Rubber 3D

Rubber | Nastro biadesivo / Double-sided tape



Description
99520 33 m
suitable for: Rubber 3D PROtection / Rubber 3D

Rubber | Connettore / Connector



Description
89548
suitable for: Rubber 3D PROtection / Rubber 3D

Rubber | Connettore / Connector




Description
98990
suitable for: Rubber 3D PROtection / Rubber 3D

QUALITÀ, MATERIALI, MISURE DI SICUREZZA, TEST E CONTROLLI PARLANO UN'UNICA LINGUA



Made in Italy

QUALITY, MATERIAL, SECURITY MEASURE, TEST AND CONTROL SPEAK ONLY ONE LANGUAGE



Qualità garantita

Rubber e Strip, sono certificati e garantiti per 3 anni e fino a 5 su richiesta. Le diverse tipologie, temperature colore e potenze, grazie a una filiera corta e controllata totalmente Made in Italy, sono immediatamente disponibili. L'azienda è certificata ISO 9001. I materiali e i componenti impiegati, per la costruzione dei nostri prodotti, sono garantiti da enti certificatori internazionali quali IMQ e UL, e sono marchiati e testati secondo le norme CE.

Quality


Rubber and Strip, like all the Light Group Line products, are certified and guaranteed for 3 years and up to 5 upon request. The various types, colour temperatures, and power, thanks to a short and controlled supply chain totally Made in Italy, are available immediately. The company is ISO 9001 certified. The materials and components used for the creation of our products are guaranteed by international certifying bodies such as IMQ and UL, and are marked and tested in accordance with EC standards.

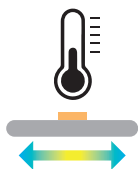
Materiali

Ogni materiale impiegato per costruire Rubber e Strip è di altissima qualità. Rubber ha la struttura in poliuretano e il diffusore in resina poliuretanica, che garantisce la massima flessibilità e versatilità grazie alla qualità materie prime utilizzate. Strip LED è rivestito in poliuretano, un materiale capace di resistere a sollecitazioni e a temperature importanti. Inoltre, sono tutti predisposti per resistere all'invecchiamento o ingiallimento nel tempo. Il rame impiegato per i circuiti, puro al 99,9%, garantisce la perfetta continuità delle connessioni elettroniche. La gamma Flex Light è per sua natura auto-dissipante, non necessita di corpi o sistemi dissipanti aggiuntivi.

Material

All the material used to create Rubber and Strip is of very high quality. Rubber has its structure in stabilised polyurethane and the diffuser in polyurethane resin, which guarantees maximum flexibility and versatility thanks to the quality raw materials used. Strip LED is covered in polyurethane, a material capable of resisting stresses and high temperatures. In addition, they are all prepared to resist ageing and yellowing over time. The copper used for the circuits, which is 99.9% pure, guarantees the perfect continuity of the electronic connections. The Flex Light range is by its very nature self-dissipating, it does not need additional dissipating bodies or systems.



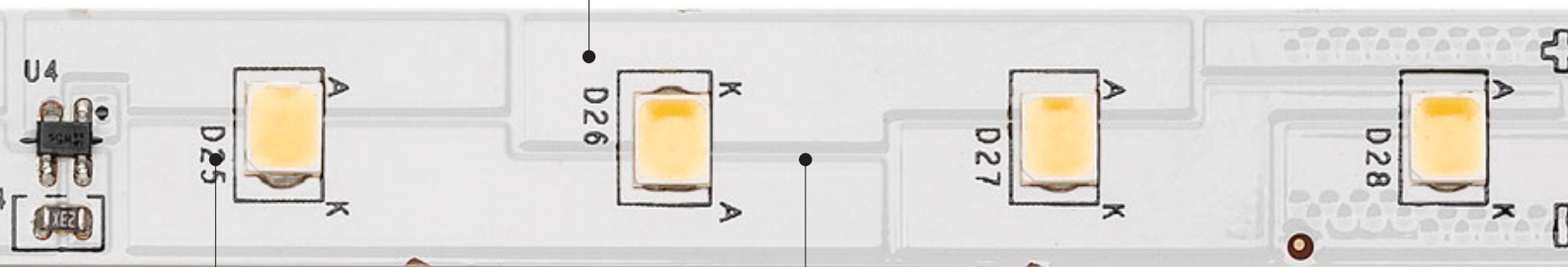


Autodissipazione

La potenza dei diodi LED viene opportunamente gestita per assicurare la miglior resa luminosa e contemporaneamente controllare il calore generato, salvaguardando l'integrità del circuito. I microfori presenti sulla superficie in poliuretano aiutano a disperdere il calore e a mantenere una corretta temperatura di esercizio. Diventa pertanto possibile applicare Rubber e Strip su molteplici superfici, per realizzare installazioni luminose di ogni genere.

Dissipation

Rubber is made up of different materials: the structure in polyurethane and the diffuser in polyurethane resin. Strip is coated in silicone. Like all plastic materials, these are also subject to chromatic and physical variations over time. Linea Light Group has selected materials that prevent these side effects. The purpose of the UV rays test is to predict ageing in the products, simulating extreme conditions (up to 80°C) and thermal shocks. This allows us to guarantee the material and their performance over time.



ICs Regulatori

Tutta la gamma Flex Light dispone di un sistema a polarità inversa, che funziona da garanzia e protezione in caso di montaggio con poli invertiti. Inoltre, la presenza di regolatori ICs garantiscono uniformità e omogeneità luminosa per tutta la lunghezza installata.

IC regulators

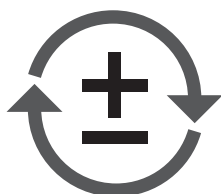
The entire Flex Light range has a reverse polarity system, which works as a guarantee and protection in case of assembly with reversed poles. Furthermore, the presence of IC regulators guarantee light uniformity and homogeneity the entire installed length.

Test e controllo

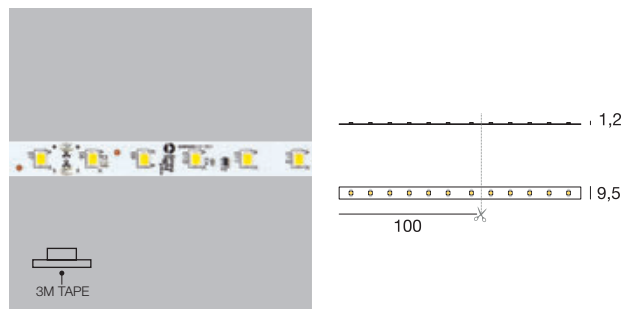
Rubber e Strip LED sono stati studiati e realizzati per garantire il miglior comfort visivo possibile. L'intera gamma è predisposta per assecondare il ritmo circadiano, semplicemente regolando l'intensità luminosa e la temperatura colore in modo graduale da 3000 K a 6000 K. Questo permette di controllare la melatonina e fissare il cortisolo, entrambi indispensabili per il benessere visivo e vitale dell'uomo. Inoltre, i numerosi test danno garanzia di durabilità e mantenimento dell'efficacia e della qualità luminosa, fattori di grande importanza in ambienti chiusi o protetti, come uffici o ospedali.

Test e control

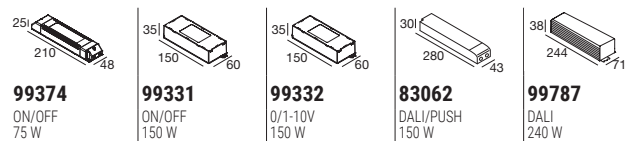
Rubber and Strip LEDs have been designed and created to ensure the best visual comfort possible. The entire range is set up to support the circadian rhythm, simply by regulating the light intensity and the colour temperature gradually from 3000 K to 6000 K. This makes it possible to control the melatonin and set the cortisol, both indispensable for the visual and vital well-being of man. Moreover, the numerous tests serve as guarantee of durability and retention of the efficacy and quality of the light, factors of great importance in closed or protected environments, such as offices or hospitals.



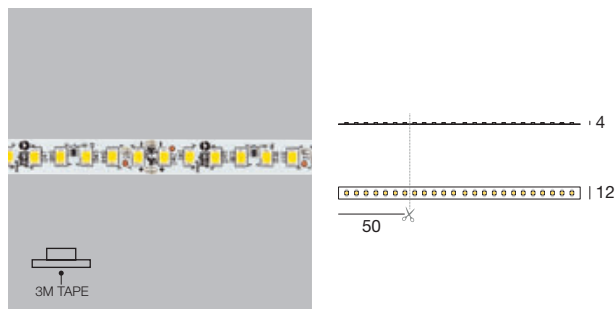
Ribbon Plus 70 LEDs/m | LED strip | 3,2 W/m 24 V DC



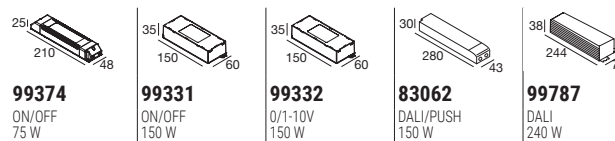
16 W - 5 m	CRI	Cct	lm S	lm D	Optic
98635	85	2700	1970	On req	-
98636	85	3000	2140	On req	-
98637	85	4000	2309	On req	-



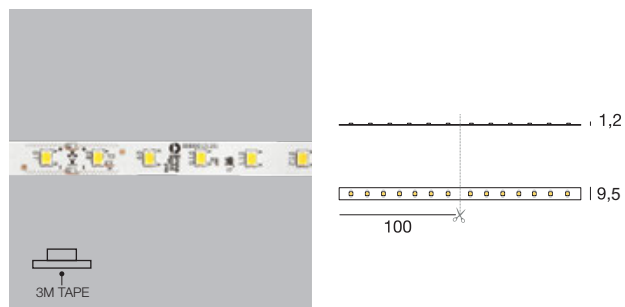
Ribbon Plus 140 LEDs/m | LED strip | 7,2 W/m 24 V DC



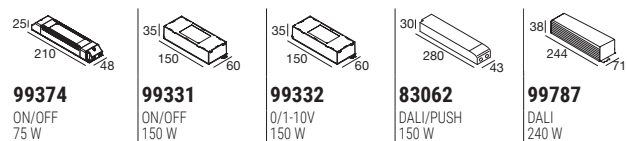
36 W - 5 m	CRI	Cct	lm S	lm D	Optic
98945	85	2700	4115	On req	-
98946	85	3000	4400	On req	-
98948	85	4000	4490	On req	-



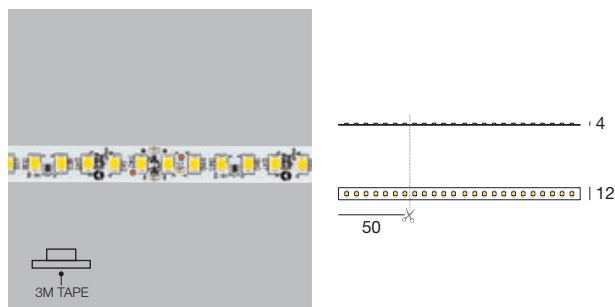
Ribbon Plus Hi-Flux 70 LEDs/m | LED strip | 12,6 W/m 24 V DC



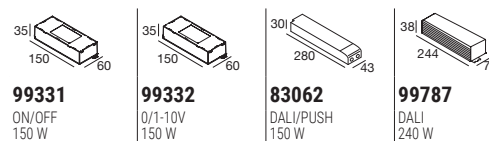
63 W - 5 m	CRI	Cct	lm S	lm D	Optic
98638	85	2700	7375	On req	-
98639	85	3000	7975	On req	-
98640	85	4000	8550	On req	-



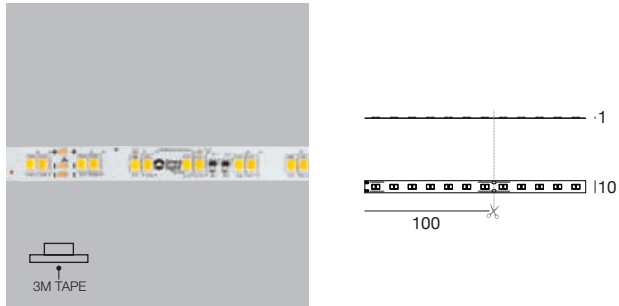
Ribbon Plus 140 Hi-Flux LEDs/m | LED strip | 25 W/m 24 V DC



125 W - 5 m	CRI	Cct	lm S	lm D	Optic
81956	85	2700	11500	On req	-
81957	85	3000	12050	On req	-
81958	85	4000	12500	On req	-



Ribbon Plus WT 70+70 LEDs/m | LED strip | 13 W/m 24 V DC



65 W - 5 m	CRI	Cct	Optic
99671	85	1800 - 3000	-

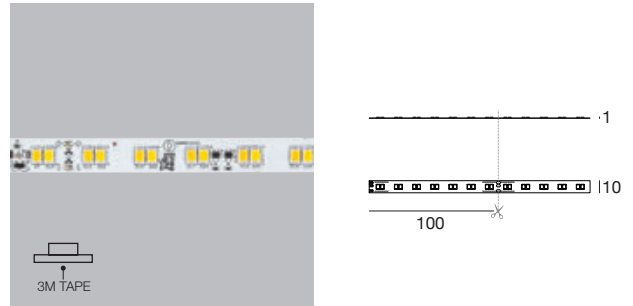
DMX configuration

99278	Controller DMX 1 - 3 art.
99786	Switching 24 V 240 W

RF control configuration

99694	Controller RF 1 - 3 art.
99700	Remote RF
99786	Switching 24 V 240 W

Ribbon Plus Dynamic White 70+70 LEDs/m | LED strip | 12,8 W/m 24 V DC



64 W - 5 m	CRI	Cct	Optic
99672	85	1800 - 5000	-

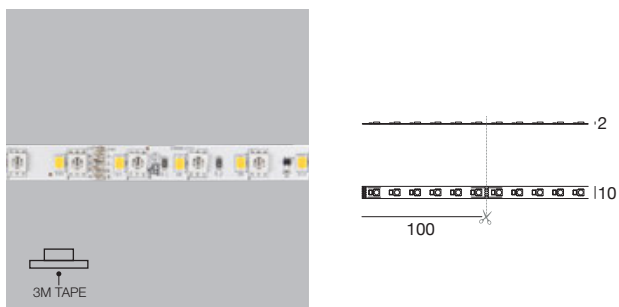
DMX configuration

99278	Controller DMX 1 - 3 art.
99786	Switching 24 V 240 W

RF control configuration

99695	Controller RF 1 - 3 art.
99701	Remote RF
99786	Switching 24 V 240 W

Ribbon Plus RGBW | LED strip 60+60 LEDs/m | 19,6 W/m 24 V DC



98 W - 5 m	CRI	Cct	Optic
99670	85	RGBW - 3000	-

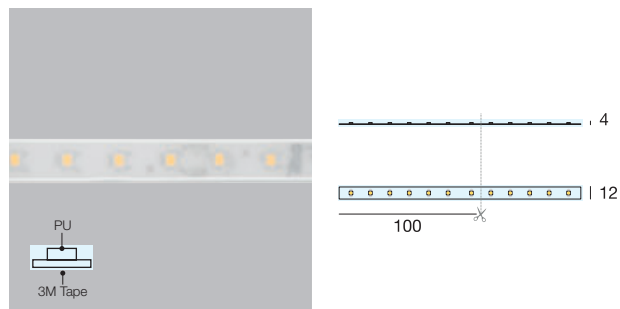
DMX configuration

99278	Controller DMX 1 - 2 art.
99786	Switching 24 V 240 W

RF control configuration

99696	Controller RF 1 - 2 art.
99702	Remote RF
99786	Switching 24 V 240 W

PU_C Plus 70 LEDs/m | LED strip | 3,2 W/m 24 V DC

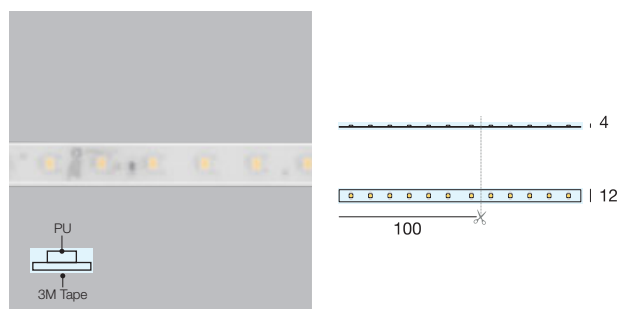


16 W - 5 m	CRI	Cct	lm S	lm D	Optic
98774	85	2700	2070	1495	-
98776	85	3000	2245	1625	-
98775	85	4000	2425	1895	-

99374 ON/OFF 75 W	99331 ON/OFF 150 W	99332 0/1-10V 150 W	83062 DALI/PUSH 150 W	99787 DALI 240 W

Cavi e accessori / Cables and accessories - Pag. 261

PU_C Plus Hi-Flux 70 LEDs/m | LED strip | 12,6 W/m 24 V DC

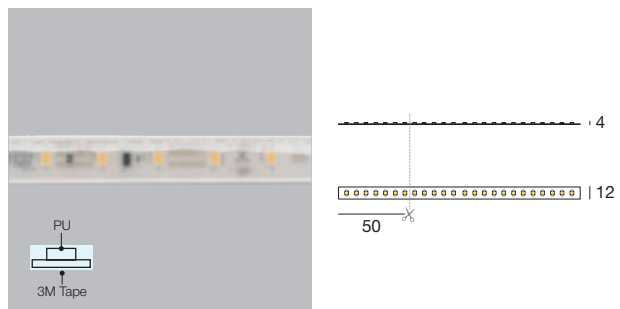


63 W - 5 m	CRI	Cct	lm S	lm D	Optic
98777	85	2700	7745	5890	-
98779	85	3000	8385	6495	-
98778	85	4000	8980	6935	-

99374 ON/OFF 75 W	99331 ON/OFF 150 W	99332 0/1-10V 150 W	83062 DALI/PUSH 150 W	99787 DALI 240 W

Cavi e accessori / Cables and accessories - Pag. 261

PU_C Plus 140 LEDs/m | LED strip | 7,2 W/m 24 V DC

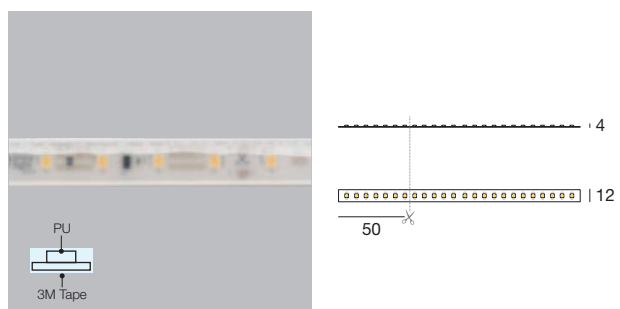


36 W - 5 m	CRI	Cct	lm S	lm D	Optic
81959	85	2700	4315	3450	-
81960	85	3000	4615	3700	-
81961	85	4000	4715	3775	-

99374 ON/OFF 75 W	99331 ON/OFF 150 W	99332 0/1-10V 150 W	83062 DALI/PUSH 150 W	99787 DALI 240 W

Cavi e accessori / Cables and accessories - Pag. 261

PU_C Plus 140 Hi-Flux LEDs/m | LED strip | 25 W/m 24 V DC

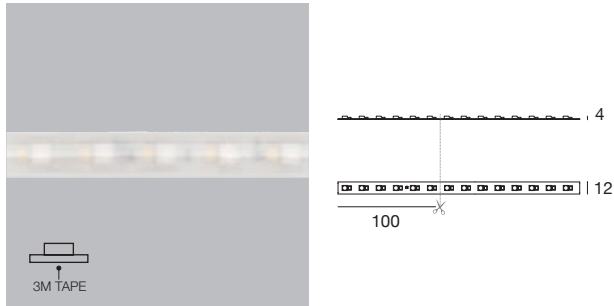


125 W - 5 m	CRI	Cct	lm S	lm D	Optic
81962	85	2700	12080	9000	-
81963	85	3000	12655	9550	-
81964	85	4000	13130	10000	-

99374 ON/OFF 75 W	99331 ON/OFF 150 W	99332 0/1-10V 150 W	83062 DALI/PUSH 150 W	99787 DALI 240 W

Cavi e accessori / Cables and accessories - Pag. 261

PU_C RGBW 60+60 LEDs/m | LED strip | 19,6 W/m 24 V DC



98 W - 5 m	CRI	Cct	Optic
81965	85	RGBW - 3000	-

DMX configuration

99278	Controller DMX 1 - 2 art.
99786	Switching 24 V 240 W

RF control configuration

99696	Controller RF 1 - 2 art.
99702	Remote RF
99786	Switching 24 V 240 W

Cavi e accessori / Cables and accessories - Pag. 261

Cavi / Cables

PU_C | Prolunga + connettore / Extension cable + connector



Description	
98947	Conn. M. 5 pin (L 0,25 m) + conn. F. 5 pin (L 1 m)
suitable for: PU_C	

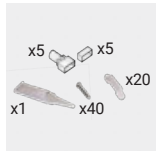
PU_C | Prolunga + connettore / Extension cable + connector



Description	
99542	Conn. M. 2 pin (L 0,25 m) + conn. F. 2 pin (L 1 m)
suitable for: PU_C	

Accessori / Accessories

PU_C Plus | Kit di fissaggio / Fixing kit



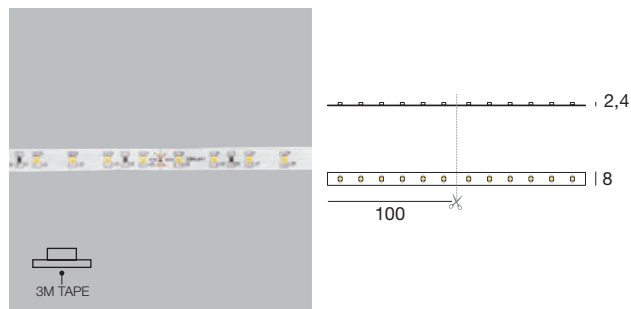
Description	
98964	1 x Colla / Glue 20 x Staffe / Brackets 40 x M3x25 Viti / M3x25 Screws 10 x Tappi / Caps
suitable for: 5 m PU_C	

PU_C Plus | Kit staffe / Fixing brackets



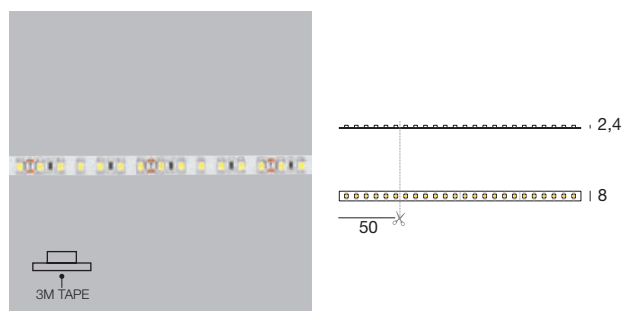
Description	
89223	10 x Staffe / Brackets 20 x M3x25 Viti / M3x25 Screws
suitable for: 5 m PU_C	

Ribbon Basic 60 LEDs/m | LED strip | 5 W/m 24 V DC



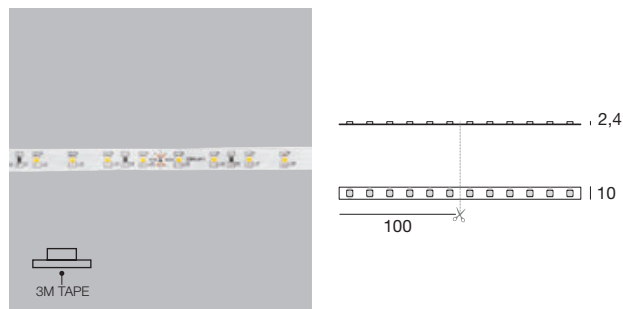
25 W - 5 m	CRI	Cct	lm S	lm D	Optic
98011	80	2700	1800	On req	-
98556	80	3000	1825	On req	-
98012	80	4000	1850	On req	-

Ribbon 120 LEDs/m | LED strip | 9,6 W/m 24 V DC



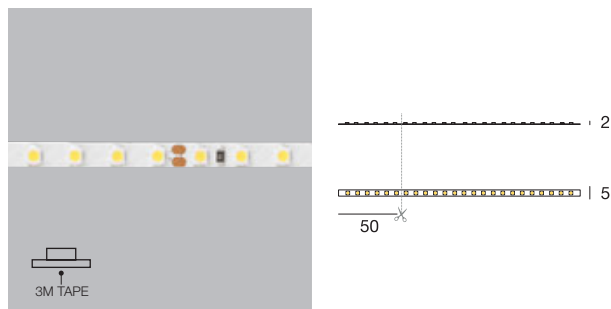
48 W - 5 m	CRI	Cct	lm S	lm D	Optic
83659	80	2700	4250	On req	-
83657	80	3000	4400	On req	-
83658	80	4000	4800	On req	-

Ribbon Hi-Flux 60 LEDs/m | LED strip | 12 W/m 24 V DC



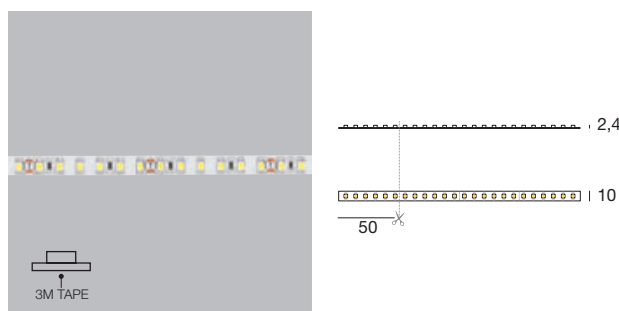
60 W - 5 m	CRI	Cct	lm S	lm D	Optic
99608	80	2700	4900	On req	-
99612	80	3000	5100	On req	-
99610	80	4000	5500	On req	-

Ribbon Slim 120 LEDs/m | LED strip | 9,6 W/m 24 V DC



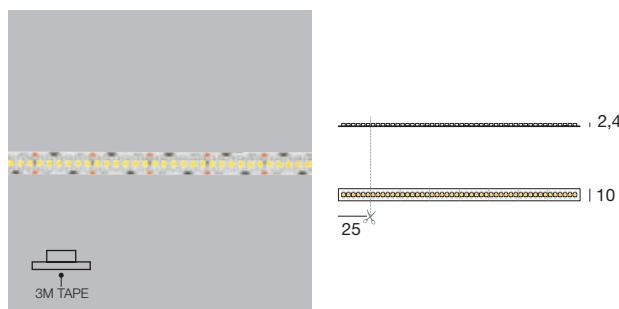
48 W - 5 m	CRI	Cct	lm S	lm D	Optic
84219	80	2700	3350	On req	-
84220	80	3000	3450	On req	-
84221	80	4000	3750	On req	-

Ribbon 120 LEDs/m | LED strip | 12 W/m 24 V DC



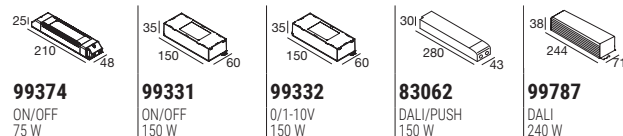
60 W - 5 m	CRI	Cct	lm S	lm D	Optic
98078	80	2700	4050	On req	-
98568	80	3000	4270	On req	-
98077	80	4000	3700	On req	-

Ribbon 240 LEDs/m | LED strip | 19,2 W/m 24 V DC



96 W - 5 m	CRI	Cct	lm S	lm D	Optic
98084	80	2700	7200	On req	-
98570	80	3000	7250	On req	-
98083	80	4000	7400	On req	-

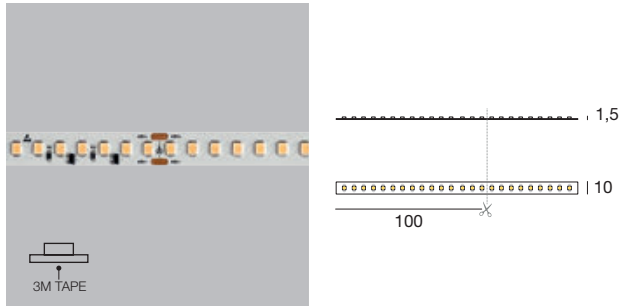
Elettronica / Electronics



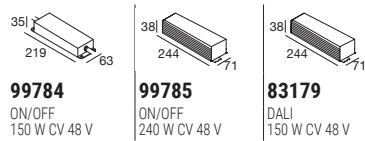
99374 ON/OFF 75 W
99331 ON/OFF 150 W
99332 0/1-10V 150 W
83062 DALI/PUSH 150 W
99787 DALI 240 W

Cavi e accessori / Cables and accessories - Pag. 266

Ribbon Hi-Flux 150 LEDs/m | LED strip | 20 W/m 48 V DC

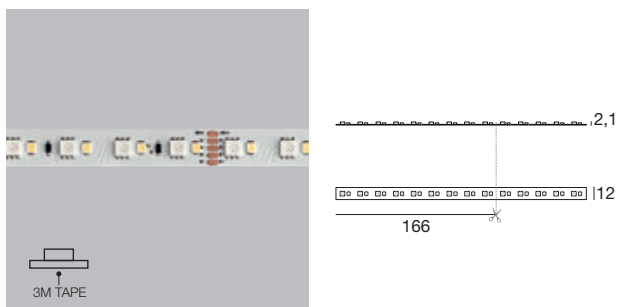


200 W - 10 m	CRI	Cct	lm S	lm D	Optic
84195	95	3000	8625	On req	-
84196	95	4000	9750	On req	-



Cavi e accessori / Cables and accessories - Pag. 266

Ribbon RGBW 54 LEDs/m | LED strip | 13,5 W/m 48 V DC



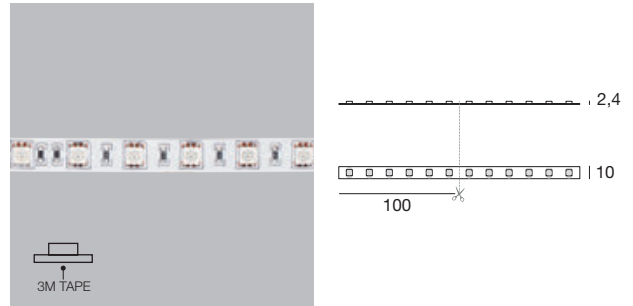
67,5 W - 5 m	CRI	Cct	Optic
84197	-	RGBW - 3000	-
84198	-	RGBW - 4000	-

DMX configuration

83178	Dimmer DMX 384 W
99785	Switching 48 V 240 W

Cavi e accessori / Cables and accessories - Pag. 266

Ribbon RGB 60 LEDs/m | LED strip | 14,4 W/m 24 V DC



72 W - 5 m	CRI	Cct	Optic
98017	-	RGB	-

DMX configuration

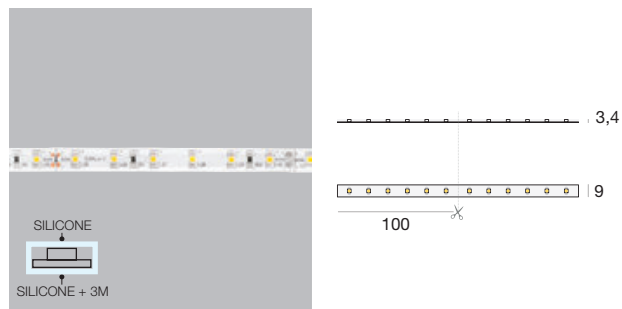
99278	Controller DMX 1 - 3 art.
99786	Switching 24 V 240 W

RF control configuration

99696	Controller RF 1 - 3 art.
99702	Remote RF
99786	Switching 24 V 240 W

Cavi e accessori / Cables and accessories - Pag. 266

Dropper Basic 60 LEDs/m | LED strip | 5 W/m 24 V DC

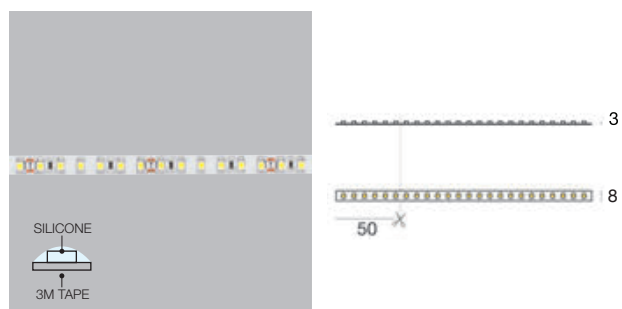


25 W - 5 m	CRI	Cct	lm S	lm D	Optic
99588	80	2700	2300	On req	-
99592	80	3000	2400	On req	-
99590	80	4000	2500	On req	-

99374 ON/OFF 75 W	99331 ON/OFF 150 W	99332 0/1-10V 150 W	83062 DALI/PUSH 150 W	99787 DALI 240 W

Cavi e accessori / Cables and accessories - Pag. 266

Dropper 120 LEDs/m | LED strip | 9,6 W/m 24 V DC

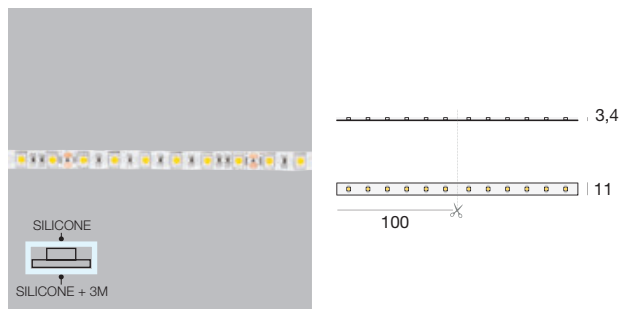


48 W - 5 m	CRI	Cct	lm S	lm D	Optic
98572	80	3000	3610	On req	-
98574	80	4000	3700	On req	-

99374 ON/OFF 75 W	99331 ON/OFF 150 W	99332 0/1-10V 150 W	83062 DALI/PUSH 150 W	99787 DALI 240 W

Cavi e accessori / Cables and accessories - Pag. 266

Dropper Hi-Flux 60 LEDs/m | LED strip | 12 W/m 24 V DC

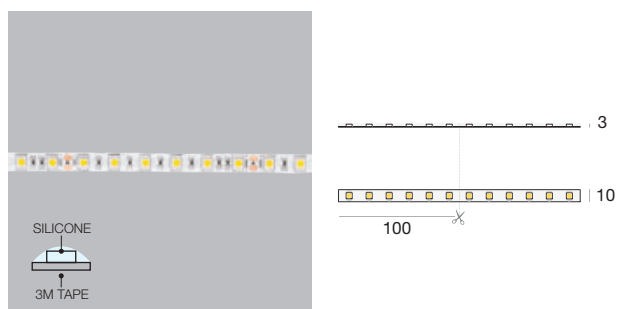


60 W - 5 m	CRI	Cct	lm S	lm D	Optic
99628	80	2700	4750	On req	-
99632	80	3000	4875	On req	-
99630	80	4000	5250	On req	-

99374 ON/OFF 75 W	99331 ON/OFF 150 W	99332 0/1-10V 150 W	83062 DALI/PUSH 150 W	99787 DALI 240 W

Cavi e accessori / Cables and accessories - Pag. 266

Dropper RGB 60 LEDs/m | LED strip | 14,4 W/m 24 V DC



72 W - 5 m	CRI	Cct	Optic
98025	-	RGB	-

DMX configuration

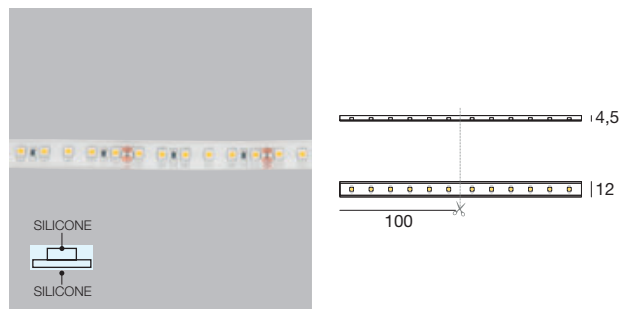
99278	Controller DMX 1 - 3 art.
99786	Switching 24 V 240 W

RF control configuration

99696	Controller RF 1 - 3 art.
99702	Remote RF
99786	Switching 24 V 240 W

Cavi e accessori / Cables and accessories - Pag. 266

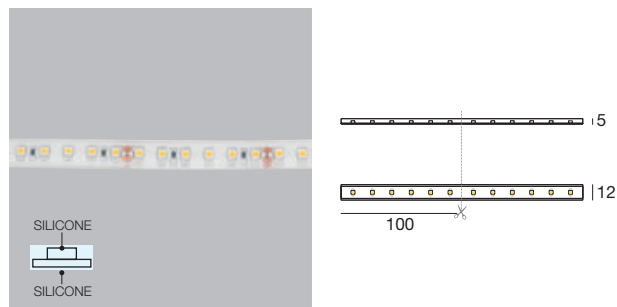
Silicone_C Basic 60 LEDs/m | LED strip | 5 W/m 24 V DC



25 W - 5 m	CRI	Cct	lm S	lm D	Optic
99598	80	2700	2250	On req	-
99602	80	3000	2300	On req	-
99600	80	4000	2400	On req	-

★ Elettronica / Electronics

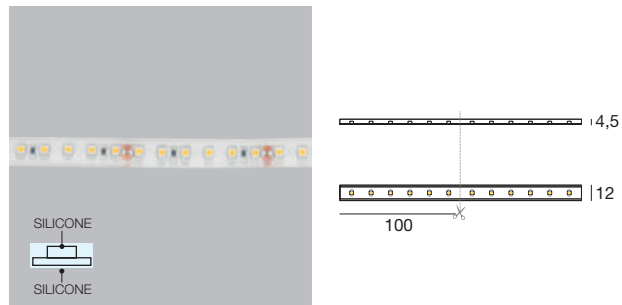
Silicone_C Hi-Flux 60 LEDs/m | LED strip | 12 W/m 24 V DC



60 W - 5 m	CRI	Cct	lm S	lm D	Optic
99622	80	3000	4750	On req	-
99620	80	4000	5100	On req	-

★ Elettronica / Electronics

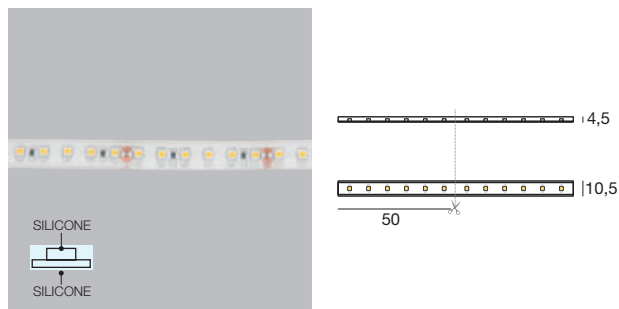
Silicone_C Hi-Flux 60 LEDs/m | LED strip | 14,4 W/m 24 V DC



72 W - 5 m	CRI	Cct	lm S	lm D	Optic
98042	80	2700	5400	On req	-

★ Elettronica / Electronics

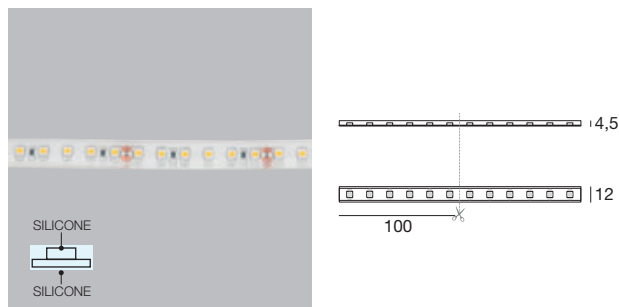
Silicone_C 120 LEDs/m | LED strip | 14,4 W/m 24 V DC



72 W - 5 m	CRI	Cct	lm S	lm D	Optic
62403	80	3000	7230	On req	-
62403N	80	4000	7495	On req	-

★ Elettronica / Electronics

Silicone_C Basic RGB 60 LEDs/m | LED strip | 14,4 W/m 24 V DC



72 W - 5 m	CRI	Cct	Optic
98033	-	RGB	-

★★ Elettronica / Electronics

★ 251 210 48 99374 ON/OFF 75 W	 351 150 60 99331 ON/OFF 150 W	 351 150 60 99332 0/1-10V 150 W	 301 280 43 83062 DALI/PUSH 150 W	 381 244 71 99787 DALI 240 W
---	--	---	---	--

★★ **DMX configuration**

99278	Controller DMX 1 - 3 art.
99786	Switching 24 V 240 W

RF control configuration

99696	Controller RF 1 - 3 art.
99702	Remote RF
99786	Switching 24 V 240 W

Accessori / Accessories - Pag. 266

LED Strips | Cavo a prese multiple / Multiple outlet cable

	Connector	L mm	Sec. Ø	Available for
89121	F	300	2 x 0,35 mm ²	Ribbon mono Dropper mono

LED Strips | Prolunga per prese multiple / Extension for multiple outlets

	Connector	L mm	Sec. Ø	Available for
89123	M + F	1000	2 x 0,35 mm ²	Ribbon mono
89125	M + F	3000	2 x 0,35 mm ²	Dropper mono

LED Strips | Connettore rapido / Quick connector

	Connector	L mm	Sec. Ø	Available for
98384	1 clip	150	2 x 0,35 mm ²	Ribbon basic mono Ribbon Hi-Flux mono

LED Strips | Estensione del connettore rapido / Extension of the quick connector

	Connector	L mm	Sec. Ø	Available for
98379	2 clip	150	2 x 0,70 mm ²	Ribbon basic mono Ribbon Hi-Flux mono

LED Strips | Giunto connettore rapido / Quick connector joint

	Connector	Available for
98383	2 clip	Ribbon basic mono Ribbon Hi-Flux mono Ribbon basic RGB Ribbon Hi-Flux RGB

LED Strips | Cavo a prese multiple / Multiple outlet cable

	Connector	L mm	Sec. Ø	Available for
89119	6 M	1000	2 x 0,35 mm ²	Ribbon basic mono Dropper mono

LED Strips | Prolunga per prese multiple / Extension for multiple outlets

	Connector	Sec. Ø	Available for
99357	F	3 x 0,35 mm ²	Ribbon Dynamic
99358	M	3 x 0,35 mm ²	Ribbon Dynamic

LED Strips | Prolunga per prese multiple / Extension for multiple outlets

	Connector	L mm	Sec. Ø	Available for
98551	M + F	1000	3 x 0,35 mm ²	Ribbon Dynamic
98552	M + F	3000	3 x 0,35 mm ²	Ribbon Dynamic

RGB Strips | Cavo a prese multiple / Multiple outlet cable

	Connector	L mm	Sec. Ø	Available for
89122	F	300	4 x 0,35 mm ²	Ribbon RGB Dropper RGB

RGB Strips | Prolunga per prese multiple / Extension for multiple outlets

	Connector	L mm	Sec. Ø	Available for
89124	M + F	1000	2 x 0,35 mm ²	Ribbon RGB

LED Strips | Cavo IP66 / IP66 cable

	Connector	L mm	Sec. Ø	Available for
89629	1 M	1000	2 x 0,75 mm ²	Silicone_C mono

LED Strips | Prolunga IP66 / IP66 extension

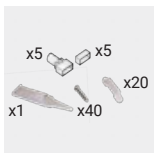
	Connector	L mm	Sec. Ø	Available for
99000	1 F	2000	2 x 0,75 mm ²	Silicone_C mono

RGB Strips | Cavo IP66 / IP66 cable

	Connector	L mm	Sec. Ø	Available for
89630	1 M	2000	4 x 0,35 mm ²	Silicone_C RGB

RGB Strips | Prolunga IP66 / IP66 extension

	Connector	L mm	Sec. Ø	Available for
99001	1 F	2000	4 x 0,35 mm ²	Silicone_C RGB

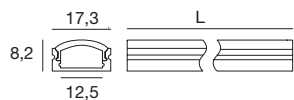
Silicone_C | Kit di fissaggio / Fixing kit

	Description
98373	1 x Colla / Glue 20 x Staffe / Brackets 40 x M3x25 Viti / M3x25 Screws 10 x Tappi / Caps
	suitable for: 5 m Silicone_C

Silicone_C | Kit staffe / Fixing brackets

	Description
89223	10 x Staffe / Brackets 20 x M3x25 Viti / M3x25 Screws
	suitable for: 5 m Silicone_C

Vojo_17/08 | Low surface profile | Indoor LED Strips



	L mm	Description
98891	Anod. Al.	2000 Profilo / Profile
83129	Black	2000 Profilo / Profile
98941	Transp.	2000 Diffusore / Diffuser
98942	Satinized	2000 Diffusore / Diffuser
98943	Opaline	2000 Diffusore / Diffuser
83132	Black	2000 Diffusore / Diffuser
98892		2 x Tappi / Caps
83133	Black	2 x Tappi / Caps
98944		5 x Staffe / Brackets

KIT composition

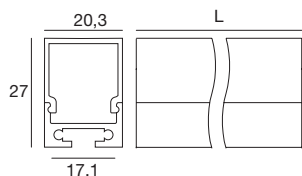
98954	1 x	98891 - 98943 - 98892 - 98944
98955	10 x	98891 - 98943

KIT composition Black

84446	1 x	83129 - 83132 - 83133 - 98944
84447	10 x	83129 - 83132

Compatible with: Ribbon - Ribbon Plus - Ribbon Slim - Dropper

Luno_20/27 | Low surface profile | Indoor LED Strips



	L mm	Description
98929	Anod. Al.	2000 Profilo / Profile
83137	Black	2000 Profilo / Profile
98930	Opaline	2000 Diffusore / Diffuser
83138	Black	2000 Diffusore / Diffuser
98932		2 x Tappi / Caps
83139	Black	2 x Tappi / Caps
98931		5 x Staffe / Brackets

KIT composition

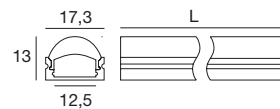
84452	1 x	98929 - 98930 - 98932 - 98931
99986	10 x	98929 - 98930

KIT composition Black

84450	1 x	83137 - 83138 - 83139 - 98931
84451	10 x	83137 - 83138

Compatible with: Ribbon - Ribbon Plus - Ribbon Slim - Dropper

Vojo_17/08 | Low surface profile | Indoor LED Strips



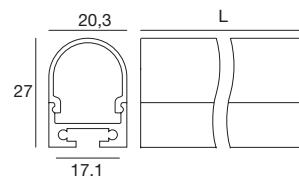
	L mm	Description
98891	Anod. Al.	2000 Profilo / Profile
98925	Satinized	2000 Diffusore (90°) / Diffuser (90°)
98928		2 x Tappi / Caps
98944		5 x Staffe / Brackets

KIT composition

99983	1 x	98891 - 98925 - 98928 - 98944
99984	10 x	98891 - 98925

Compatible with: Ribbon - Ribbon Plus - Ribbon Slim - Dropper

Luno_20/27 | Low surface profile | Indoor LED Strips



	L mm	Description
98929	Anod. Al.	2000 Profilo / Profile
83137	Black	2000 Profilo / Profile
98934	Opaline	2000 Diffusore / Diffuser
83183	Black	2000 Diffusore / Diffuser
98936		2 x Tappi / Caps
83184	Black	2 x Tappi / Caps
98931		5 x Staffe / Brackets

KIT composition

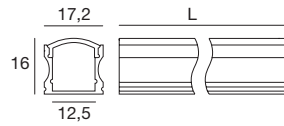
84453	1 x	98929 - 98934 - 98936 - 98931
99988	10 x	98929 - 98934

KIT composition Black

84454	1 x	83137 - 83183 - 83184 - 98931
84455	10 x	83137 - 83183

Compatible with: Ribbon - Ribbon Plus - Ribbon Slim - Dropper

Rive_17/16 | Low surface profile | Indoor LED Strips



	L mm	Description
98893	Anod. Al.	2000 Profilo / Profile
83130	Black	2000 Profilo / Profile
98941	Transp.	2000 Diffusore / Diffuser
98942	Satinized	2000 Diffusore / Diffuser
98943	Opaline	2000 Diffusore / Diffuser
83132	Black	2000 Diffusore / Diffuser
98894		2 x Tappi / Caps
83135	Black	2 x Tappi / Caps
98944		5 x Staffe / Brackets

KIT composition

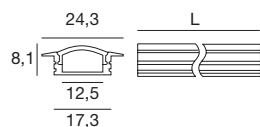

99905	1 x	98893 - 98943 - 98894 - 98944
99906	10 x	98893 - 98943

KIT composition Black

84448	1 x	83130 - 83132 - 83135 - 98944
84449	10 x	83130 - 83132

Compatible with: Ribbon - Ribbon Plus - Ribbon Slim - Dropper - Silicone_C - PU_C plus

Sageto_24/08 | Low surface profile | Indoor LED Strips





	L mm	Description
98895	Anod. Al.	2000 Profilo / Profile
98941	Transp.	2000 Diffusore / Diffuser
98942	Satinized	2000 Diffusore / Diffuser
98943	Opaline	2000 Diffusore / Diffuser
98896		2 x Tappi / Caps
98944		5 x Staffe / Brackets

KIT composition

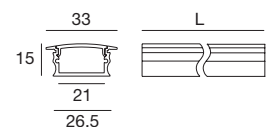

98965	1 x	98895 - 98943 - 98896 - 98944
99907	10 x	98895 - 98943

Compatible with: Ribbon - Ribbon Plus - Ribbon Slim - Dropper

Esempio con profilo nero + diffusore nero. Example with black profile + black diffuser.



Roko_33/15 | Low surface profile | Indoor LED Strips



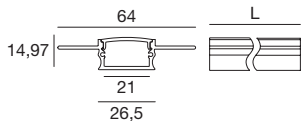

	L mm	Description
98897	Anod. Al.	2000 Profilo / Profile
98898	Transp.	2000 Diffusore / Diffuser
98899	Satinized	2000 Diffusore / Diffuser
98900	Opaline	2000 Diffusore / Diffuser
98902		2 x Tappi / Caps
98901		5 x Staffe / Brackets

KIT composition

99908	1 x	98897 - 98900 - 98902 - 98901
-------	-----	-------------------------------

Compatible with: Ribbon - Ribbon Plus - Ribbon Slim - Dropper - Silicone_C - PU_C plus

Ghost_64/14 | Low surface profile | Indoor LED Strips



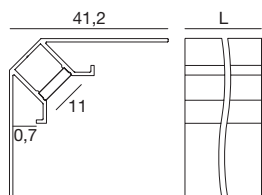
	L mm	Description
98906	Anod. Al.	2000 Profilo / Profile
98898	Transp.	2000 Diffusore / Diffuser
98899	Satinized	2000 Diffusore / Diffuser
98900	Opaline	2000 Diffusore / Diffuser
98907	2 x	Tappi / Caps

KIT composition

99989	1 x	98906 - 98900 - 98907
--------------	-----	-----------------------

Compatible with: Ribbon - Ribbon Plus - Ribbon Slim - Dropper - Silicone_C - PU_C plus

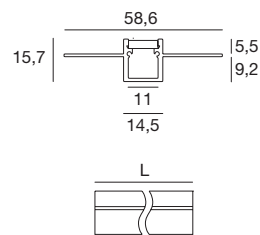

Papilio_41/41 | Low surface profile | Indoor LED Strips



	L mm	Description
98919	Anod. Al.	2000 Profilo / Profile
98917	Opaline	2000 Diffusore / Diffuser
98920	2 x	Tappi / Caps

Compatible with: Ribbon - Ribbon Plus - Ribbon Slim - Dropper

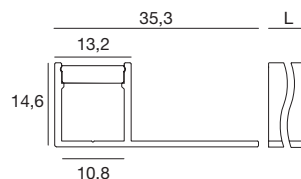
Armita_58/15 | Low surface profile | Indoor LED Strips



	L mm	Description
98916	Anod. Al.	2000 Profilo / Profile
98917	Opaline	2000 Diffusore / Diffuser
98918	2 x	Tappi / Caps

Compatible with: Ribbon - Ribbon Plus - Ribbon Slim - Dropper

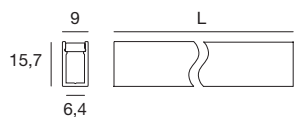

Tabulo_35/14 | Low surface profile | Indoor LED Strips



	L mm	Description
98921	Anod. Al.	2000 Profilo / Profile
98917	Opaline	2000 Diffusore / Diffuser
98922	2 x	Tappi / Caps

Compatible with: Ribbon - Ribbon Plus - Ribbon Slim - Dropper

Ribba_09/15 | Low surface profile | Indoor LED Strips

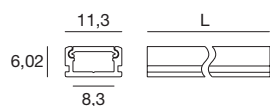


	L mm	Description
98908	Anod. Al.	2000 Profilo / Profile
98909	Opaline	2000 Diffusore / Diffuser
98911	2 x	Tappi / Caps
98910	5 x	Staffe / Brackets

KIT composition		
99998	10 x	98908 - 90909

Compatible with: Ribbon Slim

Fonis_06/11 | Low surface profile | Indoor LED Strips

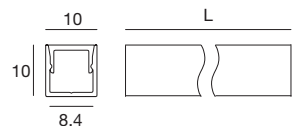


	L mm	Description
98885	Anod. Al.	2000 Profilo / Profile
98886	Transp.	2000 Diffusore / Diffuser
98887	Satinized	2000 Diffusore / Diffuser
98888	Opaline	2000 Diffusore / Diffuser
98890	2 x	Tappi / Caps
98889	5 x	Staffe / Brackets

KIT composition		
83003	1 x	98885 - 98888 - 98890 - 98889
83004	10 x	98885 - 98888

Compatible with: Ribbon Slim

Alise_10/10 | Low surface profile | Indoor LED Strips

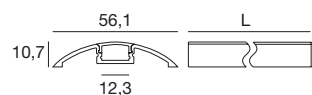


	L mm	Description
98912	Anod. Al.	2000 Profilo / Profile
98913	Opaline	2000 Diffusore / Diffuser
98915	2 x	Tappi / Caps
98914	5 x	Staffe / Brackets

KIT composition		
83002	10 x	98912 - 98913

Compatible with: Ribbon Slim

Suo_56/10 | Low surface profile | Indoor LED Strips

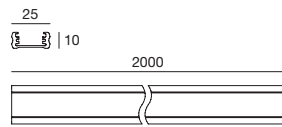


	L mm	Description
98937	Anod. Al.	2000 Profilo / Profile
98938	Opaline	2000 Diffusore / Diffuser
98940	2 x	Tappi / Caps
98939	5 x	Staffe / Brackets

KIT composition		
83006	10 x	98937 - 98938

Compatible with: Ribbon - Ribbon Plus - Ribbon Slim - Dropper

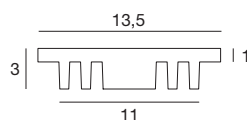
Ozner_25/10 | Low surface profile | Indoor LED Strips



	L mm	Description
98419	Anod. Al. 2000	Profilo / Profile
98395	Opaline 2000	Diffusore / Diffuser
98418	2 x	Tappi / Caps
98420	5 x	Staffe / Brackets

Compatible with: Ribbon - Ribbon Plus - Ribbon Slim - Dropper - Silicone_C - PU_C plus

Svik_00/00 | Low surface profile | Indoor LED Strips

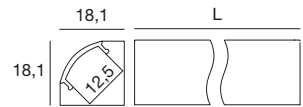


	L mm	Description
98956	Anod. Al. 2000	Dissipatore / Heat sink

	KIT composition
99999	10 x 99895

Compatible with: Ribbon - Ribbon Plus - Ribbon Slim - Dropper - Silicone_C - PU_C plus

Cela_18/18 | Low surface profile | Indoor LED Strips



	L mm	Description
98903	Anod. Al. 2000	Profilo / Profile
83131	Black 2000	Profilo / Profile
98941	Transp. 2000	Diffusore / Diffuser
98942	Satinized 2000	Diffusore / Diffuser
98943	Opaline 2000	Diffusore / Diffuser
83132	Black 2000	Diffusore / Diffuser
98905	2 x	Tappi / Caps
83136	Black 2 x	Tappi / Caps
98904	5 x	Staffe / Brackets

	KIT composition
99910	1 x 98903 - 98943 - 98905 - 98904
99911	10 x 98903 - 98943

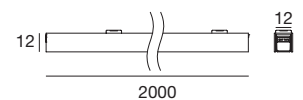

	KIT composition Black
84456	1 x 83131 - 83132 - 83136 - 98904
84457	10 x 83131 - 83132

Compatible with: Ribbon - Ribbon Plus - Ribbon Slim - Dropper - PU_C Plus

Esempio con profilo nero + diffusore nero.
Example with black profile + black diffuser.



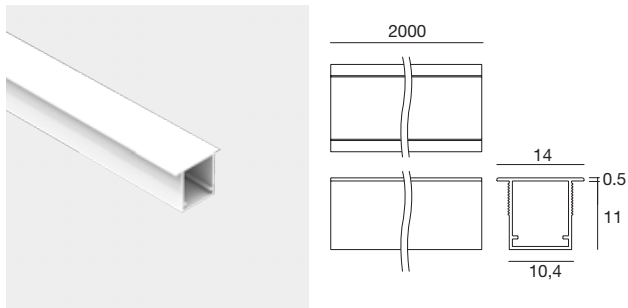
Narp_12/12 | Low surface profile | Indoor LED Strips



	L mm	Description
63560L02	Anod. Al. 2000	Profilo + diffusore / Profile + diffuser

Compatible with: Ribbon - Dropper

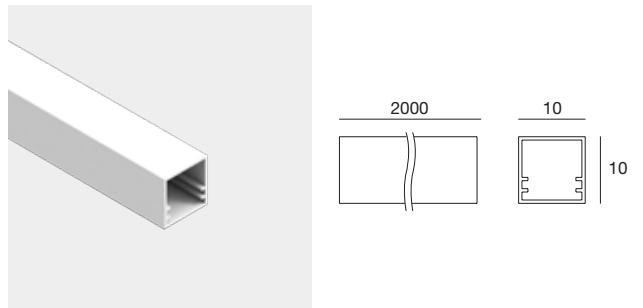
Ice_14/11 | Low surface profile | Indoor LED Strips



	L mm	Description
99977	Opaline 2000	Profilo / Profile
99976	2 x	Tappi / Caps

Compatible with: Ribbon - Ribbon Slim - Dropper


Ice_10/10 | Low surface profile | Indoor LED Strips




	L mm	Description
99979	Opaline 2000	Profilo / Profile
99978	2 x	Tappi / Caps
98398	5 x	Clip di fissaggio / Fixing clips

Compatible with: Ribbon - Ribbon Slim - Dropper

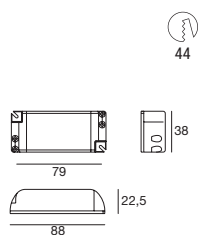
GavriiLux FourSeasons Astir | Greece







Bit | On/Off Driver

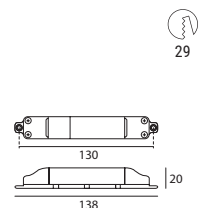


	Range	Output	Input	Eff.	PF	Surge
99243	6.5W DC arrayLED	700mA 10V	100~240V AC	80%	0.6 C	0.5 kV
99370	10W DC arrayLED	300mA 36V	100~240V AC	80%	0.6 C	0.5 kV

Protezione autoripristinante contro le sovratemperature, il sovraccarico, il circuito aperto ed il cortocircuito lungo la linea in uscita.

Protection self-resetting against overheating, overloading, open circuits and short-circuits along the output line.

Slim | On/Off Driver

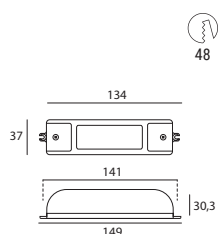


	Range	Output	Input	Eff.	PF	Surge
99307	0.6-1.4W DC powerLEDs	220mA 6.6V	198~264V AC	80%	0.6 C	4 kV
83007	2-5W DC powerLEDs	220mA 20V	198~264V AC	80%	0.9 C	2 kV
89144	1-2W DC powerLEDs 1-2.5W DC topLED	350mA 6.6V	198~264V AC	80%	0.6 C	4 kV
89145	3-6W DC powerLEDs 3.5-7W DC topLED	350mA 20V	198~264V AC	80%	0.6 C	4 kV
99375	6-12W DC powerLEDs	350mA 40V	198~264V AC	80%	0.9 C	2 kV
99195	1.5-3W DC powerLEDs	500mA 6.6V	198~264V AC	80%	0.6 C	4 kV
89146	3-4.5W DC powerLEDs	500mA 10V	198~264V AC	80%	0.6 C	4 kV
99377	4.5-9W DC powerLEDs	500mA 20V	198~264V AC	80%	0.9 C	2 kV
89147	2-4W DC powerLEDs	630mA 6.6V	198~264V AC	80%	0.6 C	4 kV
99376	6-12W DC powerLEDs	630mA 20V	198~264V AC	80%	0.9 C	2 kV

Smartwave™: ottima efficienza, lunga durata operativa, protezione al surge, elevato PF. Protezione autoripristinante contro le sovratemperature, il sovraccarico, il circuito aperto ed il cortocircuito lungo la linea in uscita.

Smartwave™: excellent efficiency, a long operating life, surge protection and high PF. Protection self-resetting against overheating, overloading, open circuits and short-circuits along the output line.

Simon | On/Off Driver



	Range	Output	Input	Eff.	PF	Surge
99198	8W DC arrayLED 3-7W DC powerLEDs 8W DC topLED	220mA 39V	198~264V AC	89%	0.9 C	4 kV
99126	13.5W DC topLED 6-12W DC powerLEDs	350mA 39V	198~264V AC	89%	0.9 C	4 kV
99128	4.5-9W DC powerLEDs	500mA 20V	198~264V AC	89%	0.9 C	4 kV
99129	6-12W DC powerLEDs	630mA 20V	198~264V AC	89%	0.9 C	4 kV
99734	8W DC arrayLED 11W DC arrayLED 15W DC arrayLED	220mA 37V 300mA 37V 400mA 37V	198~264V AC	82%	0.96	2 kV
99735	6W DC powerLEDs 6.5-7W DC arrayLED 10W DC powerLEDs	500mA 12V 700mA 9-12V 800mA 12V	198~264V AC	74%	0.96	2 kV

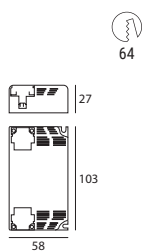
	Range	Output	Input	Eff.	PF	Surge
99260	13W DC topLED	350mA 36V	190~250V AC	89%	0.9 C	4 kV
99740	8W DC arrayLED 11W DC arrayLED 15W DC arrayLED	220mA 37V 300mA 37V 400mA 37V	190~250V AC	82%	0.96	2 kV

Smartwave™: ottima efficienza, lunga durata operativa, protezione al surge, elevato PF. Protezione contro le sovratemperature, il sovraccarico, il circuito aperto ed il cortocircuito lungo la linea in uscita. Per i codici 99734, 99735 e 99740 selezione della corrente tramite jumper.

Smartwave™: excellent efficiency, a long operating life, surge protection and high PF. Protection against overheating, overloading, open circuits and short-circuits along the output line. For codes 99734, 99735 and 99740, the current is selected via the jumper.



Connettore Easy Plug incluso per i codici **99260, 99740** / Easy Plug connector included for codes **99260, 99740**



Connettore Easy Plug incluso per i codici **99261, 99093, 99146, 99112** / Easy Plug connector included for codes **99261, 99093, 99146, 99112**

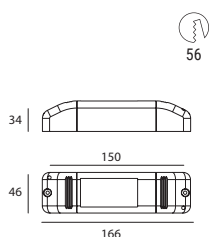
	Range	Output	Input	Eff.	PF	Surge
99106	9-18W DC powerLEDs 19W DC topLED	500mA 39V	198~264V AC	91%	0.95	4 kV
99105	12-24W DC powerLEDs	630mA 39V	198~264V AC	91%	0.95	4 kV
99147	25W DC arrayLED	700mA 37V	198~264V AC	91%	0.95	4 kV
99135	30W DC arrayLED 30W DC topLED	840mA 39V	198~264V AC	91%	0.95	4 kV
99239	35W DC arrayLED	950mA 37V	198~264V AC	89%	0.95	4 kV

	Range	Output	Input	Eff.	PF	Surge
99261	23W DC topLED	630mA 36V	198~264V AC	91%	0.95	4 kV
99112	25W DC arrayLED	700mA 37V	198~264V AC	91%	0.95	4 kV
99093	30W DC arrayLED 30W DC topLED	840mA 39V	198~264V AC	91%	0.95	4 kV
99146	35W DC arrayLED	950mA 37V	198~264V AC	89%	0.95	4 kV

Smartwave™: ottima efficienza, lunga durata operativa, protezione al surge, elevato PF. Protezione contro le sovratemperature, il sovraccarico, il circuito aperto ed il cortocircuito lungo la linea in uscita.

Smartwave™: excellent efficiency, a long operating life, surge protection and high PF. Protection against overheating, overloading, open circuits and short-circuits along the output line.

Edge | Triac Multi Current



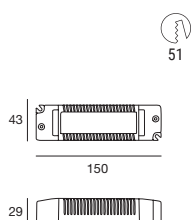
98436
Cavo e connettore
Cable and connector

	Range	Output	Input	Eff.	PF	Surge
99141	1-12 W DC powerLEDs 1.5-18 W DC powerLEDs 2-24 W DC powerLEDs 25 W DC arrayLED	350mA 39V 500mA 39V 550mA 39V 700mA 37V	198~264V AC	85%	0.97	1 kV

Regolazione tramite Dimmer Taglio di Fase o TRIAC. Funzionamento anche a 24V DC, massimo 22W. Selezione dell'intensità di corrente di uscita tramite dip switch dedicato. Protezione contro le sovratemperature, il cortocircuito, il sovraccarico e le sovratensioni di rete.

Adjustment via Phase Cut or TRIAC Dimmer. Operation also at 24V DC, maximum 22W. Selection of output current intensity via dip-switch. Protection against over-temperature, short circuits, overloading and mains overvoltages.

WT | Triac Multi Current



98436
Cavo e connettore
Cable and connector

	Range	Output	Input	Eff.	PF	Surge
99360	8 W arrayLED 13 W arrayLED 25 W arrayLED	250mA 37V 350mA 37V 700mA 37V	200~240V AC	88%	0.9	1 kV

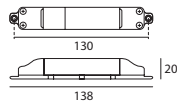
Regolazione tramite Dimmer Taglio di Fase o TRIAC. Selezione dell'intensità di corrente di uscita tramite dip-switch. Protezione autoripristinante contro le sovratemperature, il sovraccarico, il circuito aperto e il cortocircuito lungo la linea in uscita.

Adjustment via Phase Cut or TRIAC Dimmer. Selection of output current intensity via dip-switch. Protection self-resetting against overheating, overloading, open circuits and short-circuits along the output line.

Slim | 0/1-10V Driver



29



	Range	Output	Input	Eff.	PF	Surge
99714	6 W DC powerLEDs	500mA 12V	198~264V AC	80%	0.6	4 kV

Impostazioni tramite interfaccia 0/1-10 V oppure potenziometro. Assemblato driver + convertitore. Protezione autoripristinante contro le sovratemperature, il sovraccarico, il circuito aperto ed il cortocircuito lungo la linea in uscita.

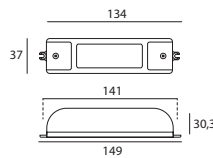
Settings via 0/1-10 V interface or potentiometer. Assembled driver + converter. Protection self-resetting against overheating, overloading, open circuits and short-circuits along the output line.



Simon | 0/1-10V Multi Current



48



	Range	Output	Input	Eff.	PF	Surge
99732 / 99739	8 W DC arrayLED	220mA 37V	198~264V AC	82%	0.96	2 kV
	11 W DC arrayLED	300mA 37V				
	15 W DC arrayLED	400mA 37V				

	Range	Output	Input	Eff.	PF	Surge
99733	6 W DC powerLEDs	500mA 12V	198~264V AC	82%	0.96	2 kV
	6,5 W - 7 W DC arrayLED	700mA 9-12V				
	10 W DC powerLEDs	800mA 12V				

Selezione dell'intensità di corrente di uscita tramite jumper. Impostazioni tramite interfaccia 0/1-10V, oppure potenziometro. Protezione autoripristinante contro le sovratemperature, il sovraccarico, il circuito aperto e il cortocircuito lungo la linea in uscita.

Selection of output current intensity via jumper. Settings via 0/1-10V interface or potentiometer. Protection self-resetting against overheating, overloading, open circuits and short-circuits along the output line.

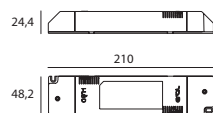


Connettore Easy Plug incluso per i codici **99739** / Easy Plug connector included for codes **99739**

Boson | 0/1-10V N/O button Multi Current



56



	Range	Output	Input	Eff.	PF	Surge
99115	1-15 W DC powerLEDs	350mA 45V	198~264V AC	87%	0.6 C	4 kV
	15 W DC topLED	350mA 39V				
	1.5-18 W DC powerLEDs	500mA 39V				
	19 W DC topLED	500mA 39V				
	2-20 W DC powerLEDs	630mA 33V				

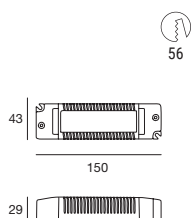
	Range	Output	Input	Eff.	PF	Surge
99262	13 W DC topLED	350mA 37V	198~264V AC	87%	0.6 C	4 kV
	18 W DC topLED	500mA 37V				
	20 W DC topLED	630mA 33V				

Selezione dell'intensità di corrente di uscita tramite morsetto dedicato. Impostazioni tramite interfaccia, oppure potenziometro 0/1-10V, oppure pulsante N/A. Possibilità di collegare fino a 50 driver (tramite il bus Sync). Protezione autoripristinante contro le sovratemperature, il sovraccarico, il circuito aperto e il cortocircuito lungo la linea in uscita.

Selection of output current intensity via dedicated terminal. Settings via interface, or 0/1-10V potentiometer, or N/A button. Possibility of connecting up to 50 drivers (via the Sync bus). Protection self-resetting against overheating, overloading, open circuits and short-circuits along the output line.



Connettore Easy Plug incluso per i codici **99262** / Easy Plug connector included for codes **99262**

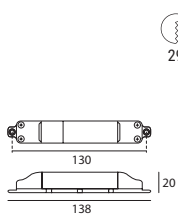


98436
Cavo e connettore
Cable and connector

	Range	Output	Input	Eff.	PF	Surge
99361	8 W DC arrayLED	250mA 37V	100~240V AC	88%	0.9	1 kV
	13 W DC arrayLED	350mA 37V				
	25 W DC arrayLED	700mA 37V				

Impostazioni tramite interfaccia 0/1-10V, oppure potenziometro. Selezione dell'intensità di corrente di uscita tramite dip-switch. Protezione autoripristinante contro le sovratemperature, il sovraccarico, il circuito aperto e il cortocircuito lungo la linea in uscita.

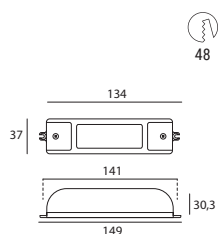
Settings via 0/1-10V interface or potentiometer. Selection of output current intensity via dip-switch. Protection self-resetting against overheating, overloading, open circuits and short-circuits along the output line.



	Range	Output	Input	Eff.	PF	Surge
99715	6W DC powerLEDs	500mA 12V	198~264V AC	80%	0.6	4 kV

Impostazioni tramite interfaccia DALI. Ottimizzazione del segnale di trasmissione DALI. Assemblato driver + convertitore. Protezione autoripristinante contro le sovratemperature, il sovraccarico, il circuito aperto ed il cortocircuito lungo la linea in uscita.

Settings via the DALI interface. Optimisation of the DALI transmission signal. Assembled driver + converter. Protection self-resetting against overheating, overloading, open circuits and short-circuits along the output line.

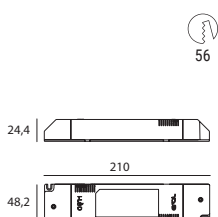


Connettore Easy Plug incluso per i codici **99738** / Easy Plug connector included for codes **99738**

	Range	Output	Input	Eff.	PF	Surge
99730 / 99738	8 W DC powerLEDs	220mA 37V	198~264 V AC	82%	0.96	2 kV
	11W DC arrayLED	300mA 37V				
	15W DC arrayLED	400mA 37V				
99731	6W DC powerLEDs	500mA 12V	198~264 V AC	74%	0.96	2 kV
	6.5-7W DC arrayLED	700mA 9-12V				
	10 W powerLEDs	800mA 12V				

Selezione dell'intensità di corrente di uscita tramite jumper. Impostazioni tramite interfaccia DALI. Ottimizzazione del segnale di trasmissione DALI. Protezione autoripristinante contro le sovratemperature, il sovraccarico, il circuito aperto ed il cortocircuito lungo la linea in uscita.

Selection of current intensity output via jumper. Settings via the DALI interface. Optimisation of the DALI transmission signal. Protection self-resetting against overheating, overloading, open circuits and short-circuits along the output line.



Connettore Easy Plug incluso per i codici **99721, 99330** / Easy Plug connector included for codes **99721, 99330**

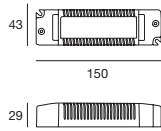
	Range	Output	Input	Eff.	PF	Surge
99344 / 99721	1-12 W DC powerLEDs	350mA 39V	198~264V AC	83%	0.95	4 kV
	1.5-18 W DC powerLEDs	500mA 39V				
	2-24 W DC powerLEDs	630mA 39V				
99345 / 99330	25 W DC arrayLED	700mA 37V	198~264V AC	85%	0.95	4 kV
	30 W DC arrayLED	840mA 37V				
	35 W DC arrayLED	950mA 37V				

Impostazioni tramite interfaccia DALI o Simply Dim. Ottimizzazione del segnale di trasmissione DALI. Selezione dell'intensità di corrente tramite morsetto dedicato. Protezione autoripristinante contro le sovratemperature, il sovraccarico, il circuito aperto e il cortocircuito lungo la linea in uscita.

Settings via DALI interface or Simply Dim. Optimisation of the DALI transmission signal. Selection of current intensity via dedicated terminal. Protection self-resetting against overheating, overloading, open circuits and short-circuits along the output line.



51



	Range	Output	Input	Eff.	PF	Surge
99373	1-12W DC arrayLED	350mA 34V	100~240V AC	84%	0.9 C	0,5 kV
	1.5-12W DC powerLED	500mA 24V				
	1.5-12W DC powerLED	600mA 20V				

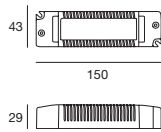
Consigliato per 6W, 8W o due articoli in serie da 6W. Impostazioni tramite interfaccia DALI. Ottimizzazione del segnale di trasmissione DALI. Selezione dell'intensità di corrente di uscita tramite dip-switch. Protezione autoripristinante contro le sovratemperature, il sovraccarico, il circuito aperto e il cortocircuito lungo la linea in uscita.

Recommended for 6W, 8W or two 6W series items. Settings via the DALI interface. Optimisation of the DALI transmission signal. Selection of output current intensity via dip-switch. Protection self-resetting against overheating, overloading, open circuits and short-circuits along the output line.

98436
Cavo e connettore
Cable and connector



56



	Range	Output	Input	Eff.	PF	Surge
99362	8 W DC arrayLED	250mA 37V	220~240V AC	85%	0.95	1 kV
	13 W DC arrayLED	350mA 37V				
	25 W DC arrayLED	700mA 37V				

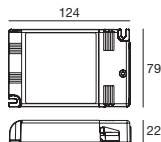
Impostazioni tramite interfaccia DALI. Ottimizzazione del segnale di trasmissione DALI. Selezione dell'intensità di corrente di uscita tramite dip-switch. Protezione autoripristinante contro le sovratemperature, il sovraccarico, il circuito aperto e il cortocircuito lungo la linea in uscita.

Settings via the DALI interface. Optimisation of the DALI transmission signal. Selection of output current intensity via dip-switch. Protection self-resetting against overheating, overloading, open circuits and short-circuits along the output line.

98436
Cavo e connettore
Cable and connector




84

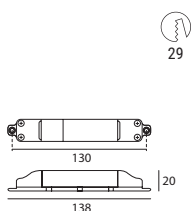


	Range	Output	Input	Eff.	PF	Surge
83008	4-18W DC powerLEDs	350mA 53V	99~264V AC	92%	0.96	4 kV
	6-26W DC powerLEDs	500mA 53V				
	8-31W DC powerLEDs	600mA 53V				
	15W DC arrayLED	400mA 37V				
	25W DC arrayLED	700mA 37V				
	30W DC arrayLED	850mA 37V				
	35W DC arrayLED	950mA 37V				
	45W DC arrayLED	1200mA 37V				

Alimentatore multipotenza fornito di dip-switch per la selezione della corrente in uscita. Protezione: Termica, contro le extra-tensioni di rete, contro i sovraccarichi. RIPPLE FREE ≤ 3%. Su richiesta certificazione BIS. Regolazione della luminosità 0/1 - 100% mediante funzione PUSH interfaccia 0/1-10 V (I=1 mA) o potenziamento da 100 Kohm e DALI. Possibilità di utilizzo funzione PUSH fino a 4/5 alimentatori senza cavo di sincronismo. La lunghezza massima del cavo, dal pulsante all'ultimo trasformatore, deve essere max. 15 m.

Multipower driver supplied with dip-switch for the selection of the output current. Protections: against overheating and short circuits, against mains voltage spikes, against overloads. RIPPLE FREE ≤ 3%. On request BIS certification. Light regulation 0/1 - 100 % by means of PUSH function, 0/1-10 V interface (I=1 mA) or 100 Kohm potentiometer and DALI. Possibility to use PUSH function to 4/5 drivers without sync cable. Maximum length of the cable, from push button to last driver, must be max. 15 m.

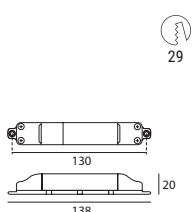
 Connettore Easy Plug incluso per i codici **83066** / Easy Plug connector included for codes **83066**



	Range	Output	Input	Eff.
99708	4 W powerLEDs	350mA 12V	24V DC	95%
99709	1.5-6 W powerLEDs	500mA 3-12V	24V DC	95%
99710	2 W powerLEDs	630mA 3V	24V DC	95%

Convertitore 0/1-10V.
Impostazioni tramite interfaccia 0/1-10V, o potenziometro. Protezione autoripristinante contro le sovratemperature, il sovraccarico, il circuito aperto e il cortocircuito lungo la linea in uscita.

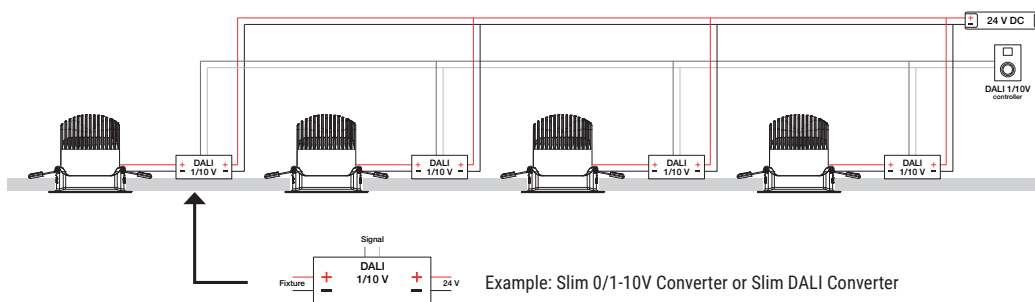
Converter 0/1-10V.
Settings via 0/1-10V interface or potentiometer. Protection self-resetting against overheating, overloading, open circuits and short-circuits along the output line.



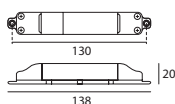
	Range	Output	Input	Eff.
99711	4 W powerLEDs	350mA 12V	24V DC	95%
99712	1.5-6 W powerLEDs	500mA 3-12V	24V DC	95%
99713	2 W powerLEDs	630mA 3V	24V DC	95%

Convertitore DALI.
Impostazioni tramite interfaccia DALI. Protezione autoripristinante contro le sovratemperature, il sovraccarico, il circuito aperto e il cortocircuito lungo la linea in uscita.

DALI converter.
Settings via the DALI interface. Protection self-resetting against overheating, overloading, open circuits and short-circuits along the output line.



Slim |On/Off Driver



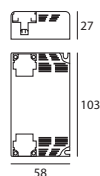
	Range	Output	Input	Eff.	PF	Surge
89408	1-5W DC stripLED 1-5W DC topLED	200mA 24V	198~264V AC	80%	0.6 C	4 kV

Adatto ad alimentare strip LED, LED 5 mm e top LED a tensione costante.
Protezione autoripristinante contro il circuito aperto e il cortocircuito lungo la linea in uscita.

Suitable for powering LED strips, 5 mm LEDs and constant voltage LED top.
Protection self-resetting against open circuits and short-circuits along the output line.



Fusion |On/Off Driver



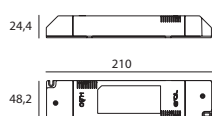
	Range	Output	Input	Eff.	PF	Surge
84829	1-24W DC stripLED 1-24W DC topLED	1A 24V	198~264V AC	88%	0.6 C	2 kV

Adatto ad alimentare strip LED, LED 5 mm e top LED a tensione costante.
Protezione autoripristinante contro il circuito aperto e il cortocircuito lungo la linea in uscita.

Suitable for powering LED strips, 5 mm LEDs and constant voltage LED top.
Protection self-resetting against open circuits and short-circuits along the output line.



Reson_75 |On/Off Driver

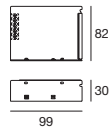


	Range	Output	Input	Eff.	PF	Surge
99374	1-75 W DC stripLED 1-75 W DC topLED	3.13A 24V	198~264V AC	91%	0.96	4 kV

Adatto ad alimentare strip LED, LED 5 mm e top LED a tensione costante.
Protezione autoripristinante contro il circuito aperto e il cortocircuito lungo la linea in uscita.
Alta efficienza, lunga durata operativa ed elevato PF.

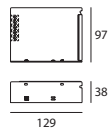
Suitable for powering LED strips, 5 mm LEDs and constant voltage LED top.
Protection self-resetting against open circuits and short-circuits along the output line.
High efficiency, long operating life and high PF.





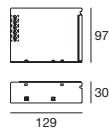
	Type	Output	Input	Cooling	PF
99371	Peta	2.2A 24V	88~264V AC	Natural Convection	No PFC

Protezione autoripristinante contro il circuito aperto ed il cortocircuito lungo la linea in uscita.
Protection self-resetting against open circuits and short-circuits along the output line.



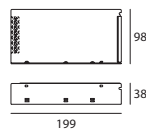
	Type	Output	Input	Cooling	PF
84700	Peta	3.2A 24V	88~264V AC	Natural Convection	No PFC

Protezione autoripristinante contro il circuito aperto ed il cortocircuito lungo la linea in uscita.
Protection self-resetting against open circuits and short-circuits along the output line.



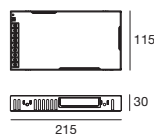
	Type	Output	Input	Cooling	PF
99372	Peta	4.2A 24V	88~264V AC	Natural Convection	No PFC

Protezione autoripristinante contro il circuito aperto ed il cortocircuito lungo la linea in uscita.
Protection self-resetting against open circuits and short-circuits along the output line.



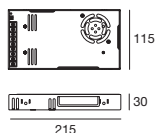
	Type	Output	Input	Cooling	PF
84701	Peta	6.5A 24V	88~264V AC	Natural Convection	No PFC

Protezione autoripristinante contro il circuito aperto ed il cortocircuito lungo la linea in uscita.
Protection self-resetting against open circuits and short-circuits along the output line.



	Type	Output	Input	Cooling	PF
99682	Peta	8.4A 24V	88~264V AC	Natural Convection	0.95

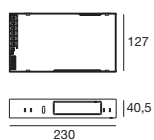
Protezione autoripristinante contro il circuito aperto ed il cortocircuito lungo la linea in uscita.
Protection self-resetting against open circuits and short-circuits along the output line.



	Type	Output	Input	Cooling	PF
99683	Peta	13.4A 24V	88~264V AC	Forced conv.	0.95
99725	Exa	6.7A 48V	88~264V AC	Forced conv.	0.95

Protezione autoripristinante contro il circuito aperto ed il cortocircuito lungo la linea in uscita.

Protection self-resetting against open circuits and short-circuits along the output line.



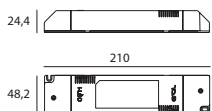
	Type	Output	Input	Cooling	PF
84787	Peta	21A 24V	88~264V AC	Forced conv.	0.95

Protezione autoripristinante contro il circuito aperto ed il cortocircuito lungo la linea in uscita.

Protection self-resetting against open circuits and short-circuits along the output line.



99374

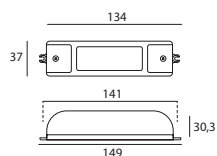


	Range	Output	Input	Eff.	PF	Surge
83018	1-75 W DC	3.13A 24V	198~264V AC	91%	0.96	4 kV

Adatto ad alimentare strip LED e LED 5 mm a tensione costante. Dimmerazione da 0 a 100% tramite pulsante N/A.
 Ogni Driver può funzionare come Master o come Slave.
 Possibilità di collegare fino a 20 driver attraverso il bus Sync.
 Protezione autoripristinante contro le sovratemperature, il sovraccarico, il circuito aperto e il cortocircuito lungo la linea in uscita.



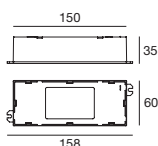
99077



Suitable for powering LED strips and 5 mm constant voltage LEDs. Dimming from 0 to 100% using the N/A button.
 Each driver can work as a Master or a Slave.
 Possibility of connecting up to 20 drivers via the Sync bus.
 Protection self-resetting against overheating, overloading, open circuits and short-circuits along the output line.



99331

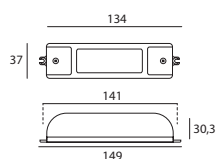


	Range	Output	Input	Eff.	PF	Surge
83019	150 W DC	6,25A 24V	198~264V AC	95%	0.98	4 kV

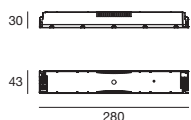
Adatto ad alimentare strip LED e LED 5 mm a tensione costante. Dimmerazione da 0 a 100% tramite pulsante N/A.
 Ogni Driver può funzionare come Master o come Slave.
 Possibilità di collegare fino a 20 driver attraverso il bus Sync.
 Protezione autoripristinante contro le sovratemperature, il sovraccarico, il circuito aperto e il cortocircuito lungo la linea in uscita.



99723



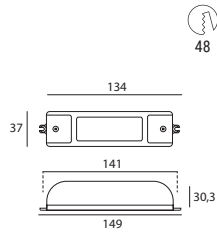
Suitable for powering LED strips and 5 mm constant voltage LEDs. Dimming from 0 to 100% using the N/A button.
 Each driver can work as a Master or a Slave.
 Possibility of connecting up to 20 drivers via the Sync bus.
 Protection self-resetting against overheating, overloading, open circuits and short-circuits along the output line.



	Range	Output	Input	Eff.	PF	Surge
83062	150W DC	6.25A 24V	198-264V AC	94%	0.99	2 kV

Impostazione tramite interfaccia DALI.
 Driver LED a tensione costante 24V dimmerabile da 1 a 100% tramite interfaccia DALI o PUSH.
 Set-up via the DALI interface.
 24V constant voltage LED driver dimmable from 1 to 100% via DALI or PUSH interface.

Nyquist | N/O button

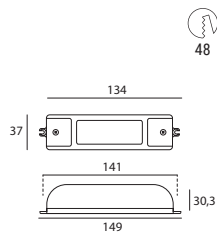


	Range	Output	Input	Eff.
99077	3ch. x (1-72 W DC stripLED/ch.)	3A 24V/ch.	24V DC	95%
	3ch. x (1-72 W DC topLED/ch.)			
99723	1-216 W DC stripLED	9A 24V	24V DC	95%
	1-216 W DC topLEDs			

Adatto ad alimentare strip LED e LED 5 mm e topLED a tensione costante.
Dimmerazione da 0 a 100% tramite pulsante N/A.
Ogni Driver può funzionare come Master o come Slave.
Possibilità di collegare fino a 20 driver attraverso il bus Sync.

Suitable for powering LED strips and 5 mm constant voltage LED tops.
Dimming from 0 to 100% using the N/A button.
Each driver can work as a Master or a Slave.
Possibility of connecting up to 20 drivers via the Sync bus.

Bode | DALI 0/1-10V

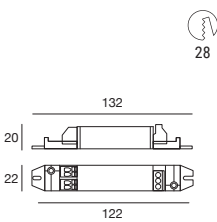



	Range	Output	Input	Eff.
99074	3ch. x (1-72 W DC stripLED/ch.)	3A 24V/ch.	24V DC	95%
	3ch. x (1-72 W DC topLED/ch.)			
99660	1-216 W DC stripLED	9A 24V	24V DC	95%
	1-216 W DC topLEDs			

Adatto ad alimentare strip LED e LED 5 mm e topLED a tensione costante.
Regolazione tramite interfaccia DALI, interfaccia 0/1-10V oppure potenziometro.

Suitable for powering LED strips and 5 mm constant voltage LED tops.
Adjustment via DALI, 0/1-10V interface or potentiometer.

Berda mini | DALI converter

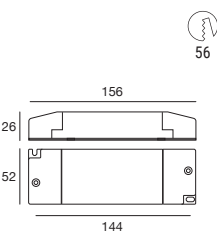


	Range	Output	Input
83041	1-60 W DC stripLED	5A 12V	12V DC
	1-120 W DC stripLED	5A 24V	24V DC

Adatto ad alimentare prodotti a tensione costante 12/24V.
Regolazione tramite interfaccia DALI, PUSH, interfaccia 1-10V.

Suitable for powering 12/24V constant voltage products.
Adjustment via DALI, PUSH 1-10V interface.

Berda Maxi | DALI converter

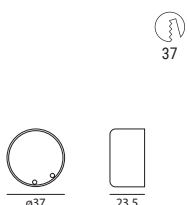
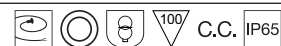


	Range	Output	Input
83042	1-144 W DC stripLED	12A 12V	12V DC
	1-288 W DC stripLED	12A 24V	24V DC

Adatto ad alimentare prodotti a tensione costante 12/24V.
Regolazione tramite interfaccia DALI, PUSH, interfaccia 0/1-10V oppure potenziometro.

Suitable for powering 12/24V constant voltage products.
Adjustment via DALI, PUSH 0/1-10V interface or potentiometer.

Mini_Penny |On/Off Driver

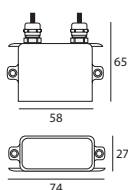
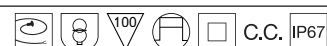


	Range	Output	Input	Eff.	PF	Surge
89149	3-6 W DC powerLEDs	350mA 20V	198~264V AC	80%	0.6 C	0.5 kV

Protezione autoripristinante contro le sovratemperature, il sovraccarico, il circuito aperto ed il cortocircuito lungo la linea in uscita.

Protection self-resetting against overheating, overloading, open circuits and short-circuits along the output line.

Mini_Aquaed |On/Off Driver

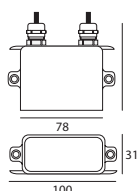


	Range	Output	Input	Eff.	PF	Surge
89419	1-2 W DC powerLEDs	350mA 6.6V	198~264V AC	80%	0.6 C	0.5 kV
89421	3-6 W DC powerLEDs	350mA 20V	198~264V AC	80%	0.6 C	0.5 kV
89422	1.5-3 W DC powerLEDs	500mA 6.6V	198~264V AC	80%	0.6 C	0.5 kV
89423	3-4.5 W DC powerLEDs	500mA 10V	198~264V AC	80%	0.6 C	0.5 kV
89420	2-4 W DC powerLEDs	630mA 6.6V	198~264V AC	80%	0.6 C	0.5 kV

Protezione autoripristinante contro le sovratemperature, il sovraccarico, il circuito aperto ed il cortocircuito lungo la linea in uscita.

Protection self-resetting against overheating, overloading, open circuits and short-circuits along the output line.

Aquaed |On/Off Driver

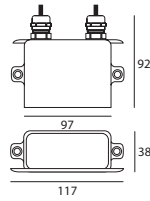


	Range	Output	Input	Eff.	PF	Surge
99342	3.8-8.4W DC powerLEDs	220mA 39V	198~264V AC	84%	0.6 C	4 kV
99183	13 W DC arrayLED 6-12 W DC powerLEDs	350mA 36V	198~264V AC	84%	0.95	4 kV
99181	4.5-9 W DC powerLEDs	500mA 20V	198~264V AC	80%	0.95	4 kV
99179	6-12 W DC powerLEDs	630mA 20V	198~264V AC	80%	0.95	4 kV

Protezione autoripristinante contro le sovratemperature, il sovraccarico, il circuito aperto ed il cortocircuito lungo la linea in uscita.

Protection self-resetting against overheating, overloading, open circuits and short-circuits along the output line.

Maxi_AquaLED | On/Off Driver



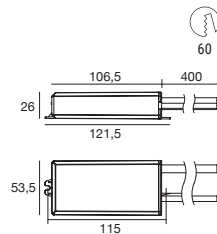
	Range	Output	Input	Eff.	PF	Surge
99185	20 W DC arrayLED 9-18 W DC powerLEDs	500mA 39V	198~264V AC	91%	0.95	4 kV
99186	20 W DC arrayLED 12-24 W DC powerLEDs	630mA 39V	198~264V AC	91%	0.95	4 kV

Smartwave™: ottima efficienza, lunga durata operativa, protezione al surge, elevato PF. Protezione contro le sovratemperature, il sovraccarico, il circuito aperto ed il cortocircuito lungo la linea in uscita.

Smartwave™: excellent efficiency, a long operating life, surge protection and high PF. Protection against overheating, overloading, open circuits and short-circuits along the output line.



AquaLED_DALI | DALI2 Driver



	Range	Output	Input	Eff.	PF	Surge
83154	4-12W DC powerLEDs	250mA 15-49V	99~264 V AC	>88%	0,95	4kV
83100	1-14W DC powerLEDs	350mA 2-49V	99~264 V AC	>88%	0,95	4kV
83101	1,5-21W DC powerLEDs	500mA 2-49V	99~264 V AC	>88%	0,95	4kV
83102	2-28W DC powerLEDs	630mA 2-49V	99~264 V AC	>88%	0,95	4kV

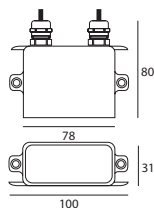

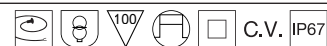
Impostazioni tramite interfaccia DALI 2. Protezione autoripristinante contro le sovratemperature, il sovraccarico e il circuito lungo la linea.

Settings via the DALI 2 interface. Protection against overheating, overloading, open circuits and short-circuits along the output line.



99309
Power supply

AquaLED | On/Off Driver 24V



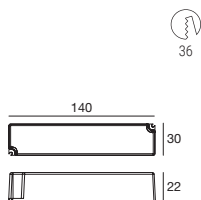
	Range	Output	Input	Eff.	PF	Surge
89488	1-14.4 W DC stripLED	600mA 24V	190~250V AC	80%	0.6 C	0.5 kV
	1-14.4 W DC topLED					

Adatto ad alimentare strip LED, LED 5 mm e top LED a tensione costante.
Protezione autoripristinante contro il circuito aperto e il cortocircuito lungo la linea in uscita.

Suitable for powering LED strips, 5 mm LEDs and constant voltage LED top.
Protection self-resetting against open circuits and short-circuits along the output line.



Lingotto | On/Off Driver 24V

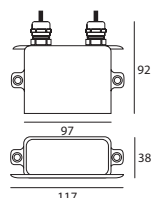
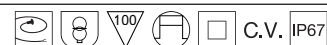


	Range	Output	Input	Eff.	PF	Surge
83009	1-18 W DC stripLED	750mA 24V	190~250V AC	82%	0.6 C	3 kV
	1-18 W DC topLED					

Adatto ad alimentare strip LED, LED 5 mm e top LED a tensione costante.
Protezione autoripristinante contro il circuito aperto e il cortocircuito lungo la linea in uscita.

Suitable for powering LED strips, 5 mm LEDs and constant voltage LED top.
Protection self-resetting against open circuits and short-circuits along the output line.

Maxi_AquaLED | On/Off Driver 24V



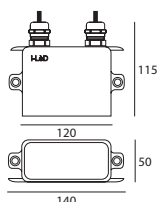

	Range	Output	Input	Eff.	PF	Surge
89179	1-24 W DC stripLED	1A 24V	198~264V AC	88%	0.6 C	2 kV
	1-24 W DC topLED					

Adatto ad alimentare strip LED, LED 5 mm e top LED a tensione costante.
Protezione autoripristinante contro il circuito aperto e il cortocircuito lungo la linea in uscita.

Suitable for powering LED strips, 5 mm LEDs and constant voltage LED top.
Protection self-resetting against open circuits and short-circuits along the output line.



Giant_AquaLED | On/Off Driver 24V

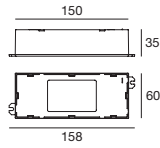


	Range	Output	Input	Eff.	PF	Surge
89359	1-48 W DC stripLED	2A 24V	198~264V AC	89%	0.6 C	1 kV
	1-48 W DC topLED					

Adatto ad alimentare strip LED, LED 5 mm e top LED a tensione costante.
Protezione autoripristinante contro il circuito aperto e il cortocircuito lungo la linea in uscita.

Suitable for powering LED strips, 5 mm LEDs and constant voltage LED top.
Protection self-resetting against open circuits and short-circuits along the output line.

Reson_150 | On/Off Driver 24V

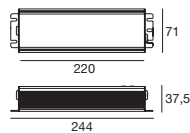


	Range	Output	Input	Eff.	PF	Surge
99331	1-150 W DC stripLED	6.25A 24V	198~264V AC	95%	0.98	5 kV
	1-150 W DC topLED					

Adatto ad alimentare strip LED, LED 5 mm e top LED a tensione costante. Protezione autoripristinante contro il circuito aperto e il cortocircuito lungo la linea in uscita.
Alta efficienza, lunga durata operativa ed elevato PF.

Suitable for powering LED strips, 5 mm LEDs and constant voltage LED top. Protection self-resetting against open circuits and short-circuits along the output line.
High efficiency, long operating life and high PF.

Mean | On/Off Driver 24V

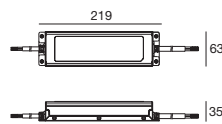


	Range	Output	Input	Eff.	PF	Surge
99786	1-240 W DC stripLED	10A 24V	100~240V AC	92%	0.95	2 kV
	1-240 W DC topLED					

Adatto ad alimentare strip LED, LED 5 mm e top LED a tensione costante. Protezione autoripristinante contro il circuito aperto e il cortocircuito lungo la linea in uscita.

Suitable for powering LED strips, 5 mm LEDs and constant voltage LED top. Protection self-resetting against the open circuit and the short-circuit along the output line.

Mean | On/Off Driver 48V

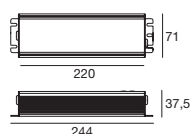



	Range	Output	Input	Eff.	PF	Surge
99784	1-150 W DC	3.13A 48V	180~295V AC	91%	0.95	2 kV

Adatto per Real_T, Smart, Pixie. Protezione autoripristinante contro il circuito aperto e il cortocircuito lungo la linea in uscita.

Suitable for Real_T, Smart, Pixie. Protection self-resetting against the open circuit and short-circuit along the output line.

Mean | On/Off Driver 48V



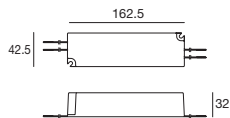
	Range	Output	Input	Eff.	PF	Surge
99785	1-240 W DC	5A 48V	100~240V AC	92%	0.95	2 kV

Adatto per Real_T, Smart, Pixie. Protezione autoripristinante contro il circuito aperto e il cortocircuito lungo la linea in uscita.

Suitable for Real_T, Smart, Pixie. Protection self-resetting against the open circuit and short-circuit along the output line.

Mean | On/Off Driver 12V

NEW  C.V.  IP67



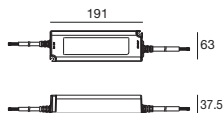
Range	Output	Input	Eff.	PF	Surge
83010 1-60W DC	5A 12V	90~264V AC	83%		3 kV

Adatto per Nautilus.
Protezione autoripristinante contro il circuito aperto e il cortocircuito lungo la linea in uscita.

Adapté pour Nautilus. Protection à réarmement automatique contre les circuits ouverts et les courts-circuits sur la ligne de sortie.

Mean | On/Off Driver 12V

NEW  C.V.  IP67



range	output	input	eff.	PF	surge
83013 1-150W DC	12.5A 12V	180~305V AC	87%		3 kV

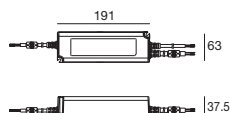
Adatto per Nautilus.
Protezione autoripristinante contro il circuito aperto e il cortocircuito lungo la linea in uscita.

Suitable for Nautilus.
Protection self-resetting against the open circuit and short-circuit along the output line.



Mean | DALI driver 12V

NEW    C.V.  DALI  IP67



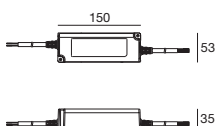
range	output	input	eff.	PF	surge
83015 120W DC	10A 12V	90~305V AC	88%	0.9	2kV

Impostazione tramite interfaccia DALI. Protezione autoripristinante contro le sovratemperature, il sovraccarico, il circuito aperto e il cortocircuito lungo la linea in uscita.

Settings via the DALI interface. Protection self-resetting against overheating, overloading, open circuits and short-circuits along the output line.

Mean | DALI driver 12V

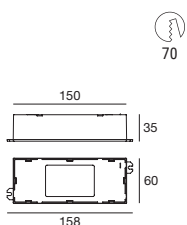
NEW    C.V.  DALI  IP67



range	output	input	eff.	PF	surge
83012 60W DC	5A 12V	90~305V AC	86%	0.9	2kV

Impostazione tramite interfaccia DALI. Protezione autoripristinante contro le sovratemperature, il sovraccarico, il circuito aperto e il cortocircuito lungo la linea in uscita.

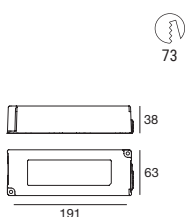
Settings via the DALI interface. Protection self-resetting against overheating, overloading, open circuits and short-circuits along the output line.



	Range	Output	Input	Eff.	PF	Surge
99332	1-150 W DC stripLED	6.25A 24V	198~264V AC	95%	0.98	5 kV
	1-150 W DC topLED			95%	0.98	5 kV

Adatto ad alimentare strip LED, LED 5 mm e top LED a tensione costante.
 Protezione autoripristinante contro il circuito aperto e il cortocircuito lungo la linea in uscita.
 Alta efficienza, lunga durata operativa ed elevato PF.
 Regolazione tramite interfaccia oppure potenziometro 0/1-10V.

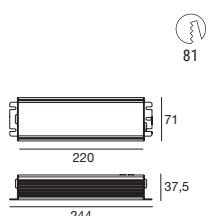
Suitable for powering LED strips, 5 mm LEDs and constant voltage LED top.
 Protection self-resetting against open circuits and short-circuits along the output line.
 High efficiency, long operating life and high PF.
 Adjustment via 0/1-10V interface or potentiometer.



	Range	Output	Input	Eff.	PF	Surge
99722	1-120 W DC stripLED	5A 24V	190~250V AC	90%	0.9C	2 kV

Impostazioni tramite interfaccia DALI. Protezione autoripristinante contro le sovratemperature, il sovraccarico, il circuito aperto e il cortocircuito lungo la linea in uscita.

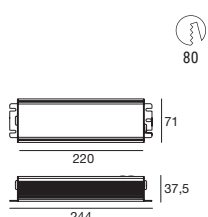
Settings via the DALI interface. Protection self-resetting against overheating, overloading, open circuits and short-circuits along the output line.



	Range	Output	Input	Eff.	PF	Surge
99787	1-240 W DC stripLED	10A 24V	180~295V AC	91%	0.95	2 kV
	1-240 W DC topLED					

Adatto ad alimentare strip LED e LED 5 mm a tensione costante. Regolazione tramite interfaccia DALI.
 Protezione autoripristinante contro le sovratemperature, il sovraccarico, il circuito aperto e il cortocircuito lungo la linea in uscita.

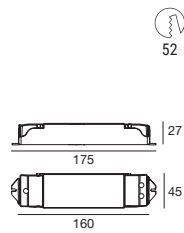
Suitable for powering LED strips and 5 mm constant voltage LEDs. Adjustment via the DALI interface.
 Protection self-resetting against overheating, overloading, open circuits and short-circuits along the output line.



	Range	Output	Input	Eff.	PF	Surge
83179	1-150W DC	3.13A 48V	180~295V AC	90%	0.95	6 kV

Adatto ad alimentare strip LED e LED 5 mm a tensione costante. Regolazione tramite interfaccia DALI.
 Protezione autoripristinante contro le sovratemperature, il sovraccarico, il circuito aperto e il cortocircuito lungo la linea in uscita.

Suitable for powering LED strips and 5 mm constant voltage LEDs. Adjustment via the DALI interface.
 Protection self-resetting against overheating, overloading, open circuits and short-circuits along the output line.



	Range	Output	Input	Eff.
99703	4ch. x (0.6-8.4 W powerLEDs/ch.)	220mA 39V	48V DC	95%
	4ch. x (0,6-4,2 W powerLEDs/ch.)	220mA 20V	24V DC	
99741	4ch. x (1-12 W powerLEDs/ch.)	350mA 39V	48V DC	95%
	4ch. x (1-6 W powerLEDs/ch.)	350mA 20V	24V DC	
99742	4ch. x (1.5-18 W powerLEDs/ch.)	500mA 39V	48V DC	95%
	4ch. x (1.5-9 W powerLEDs/ch.)	500mA 20V	24V DC	
99743	4ch. x (2-24 W powerLEDs/ch.)	630mA 39V	48V DC	95%
	4ch. x (2-12 W powerLEDs/ch.)	630mA 20V	24V DC	

48V DC switching		24V DC switching	
99784	Exa 150 W IP65	99371	Peta 50 W
		84700	Peta 75 W
		99374	Reason 75 W

RF Remote



- 99700**
RF Remote
Full MONO
- 99701**
RF Remote
Full DYNAMIC
- 99702**
RF Remote
Full RGB/RGBW

Funzioni telecomando RF FULL:

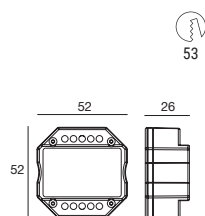
- On/Off
- dimmerazione
- richiamo di max 4 scene

RF FULL remote control functions:

- on/off
- dimming
- recall of max 4 scenes

Dimmerazione tramite telecomando ad radiofrequenza o singolo pulsante N/A. Sincronizzazione di 20 articoli con un solo telecomando. Dispositivo con 4 canali e dip switch dedicato per la configurazione: MONO, DYNAMIC, RGB, RGBW. Protezione contro le sovratemperature, il sovraccarico, il circuito aperto ed il cortocircuito lungo la linea in uscita.

Dimming via radio frequency remote control or single N/A button. Synchronisation of 20 items with only one remote control. Device with 4 channels and dedicated dip switch for configuration: MONO, DYNAMIC, RGB, RGBW. Protection against overheating, overloading, open circuits and short-circuits along the output line.



	Range	Output	Input	Eff.
99694	MONO stripLED	3A x 4ch. 24V	24V DC	95%
99695	DYNAMIC stripLED	3A x 4ch. 24V	24V DC	95%
99696	RGB/RGBW stripLED	3A x 4ch. 24V	24V DC	95%
99540	Repeater	5A x 4ch. 24V	24V DC	95%

24V DC switching		24V DC switching	
99371	Peta 50 W	99331	Reason 150 W
84700	Peta 75 W	99786	Mean 240 W
99374	Reason 75 W		

RF Remote



- 99700**
RF Remote
Full MONO
- 99701**
RF Remote
Full DYNAMIC
- 99702**
RF Remote
Full RGB/RGBW

Funzioni telecomando RF FULL:

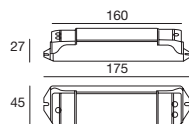
- On/Off
- dimmerazione
- richiamo di max 4 scene

RF FULL remote control functions:

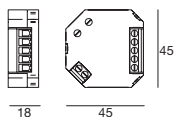
- on/off
- dimming
- recall of max 4 scenes

Dimmerazione tramite telecomando ad radiofrequenza o singolo pulsante N/A. Sincronizzazione di 20 articoli con un solo telecomando. Dispositivo con 4 canali per la configurazione: MONO, DYNAMIC, RGB, RGBW. Protezione contro le sovratemperature, il sovraccarico, il circuito aperto ed il cortocircuito lungo la linea in uscita.

Dimming via radio frequency remote control or single N/A button. Synchronisation of 20 items with only one remote control. Device with 4 channels for configuration: MONO, DYNAMIC, RGB, RGBW. Protection against overheating, overloading, open circuits and short-circuits along the output line.



99540

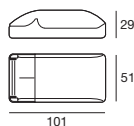


	Comand	Output	Connector	Input
KIT0027	Push DIM	350W	CLAMP	220~240V AC

Dimmer Taglio di Fase, tramite pulsante N/A.
 Selettori rotativi per la scelta della dimmerazione e tempo di salita e discesa.
 Configurazione AUTO che consente la dimmerazione di ogni tipo di lampada a 230V AC.

Phase Cut Dimmer, via N/A button.
 Rotating selectors for the choice of dimming and ascent and descent time.
 AUTO configuration that enables the dimming of any type of 230V AC lamp.

Dali_PS1 | DALI power Supply

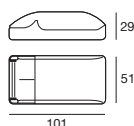


	Type	Signal Output	Connector	Input
99309	Transp.	DALI 15~16V DC	CLAMP	220~240V AC

Power supply for 200 mA DALI BUS, for DALI devices, or control modules without own power supply.

Alimentatore per il BUS DALI da 200 mA per dispositivi DALI o moduli di controllo senza alimentazione propria.

Dali_USB | DALI Controller



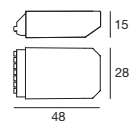
	Type	Signal Output	Connector	Input
99308	Transp.	DALI	CLAMP USB	4.5~5V DC

Interfaccia PC/DALI.
 Permette di interfacciare il PC con il sistema DALI ed effettuare l'indirizzamento dei singoli driver, gestire scene e gruppi.
 Il sistema deve essere integrato con il software gratuito "MasterCONFIGURATOR".
 Alimentazione tramite cavo DALI e interfaccia USB.

PC/DALI interface.
 It allows the PC to interface with the DALI system and to address individual drivers, managing scenes and groups.
 The system must be integrated with the free "MasterCONFIGURATOR" software.
 Powered by DALI cable and USB interface.

 **99309**
Power supply

Dali_XC | DALI Controller

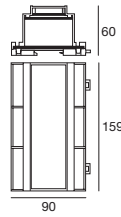


	Type	Signal Output	Connector	Input
99311	White	DALI	CLAMP	15~16V DC

4 ingressi indipendenti per contatti/pulsanti N/O.
 Modalità di funzionamento regolabile tramite 2 selettori rotativi.
 Possibilità di collegare più DALI XC sulla linea DALI.
 Alimentazione tramite cavo DALI.
 Cavi di collegamento, con lunghezza 25 cm, in base ai colori del terminale, inclusi.

4 independent inputs for N/O contacts/buttons.
 Operating mode adjustable via 2 rotary switches.
 Possibility of connecting multiple DALI MSensors in a group and on the DALI line.
 Power supply via DALI cable.
 Connection cables, with a length of 25 cm, depending on the colours of the terminal, included.

 **99309**
Power supply



84865
Cavo DMX / DMX Cable

	Range	Output	Input	Eff.		
99333	4ch. x (0.6-8.4 W powerLEDs/ch.)	220mA 39V	48V DC	95%		
	4ch. x (1-12 W powerLEDs/ch.)	350mA 39V				
	4ch. x (15 W arrayLED/ch.)	400mA 37V				
	4ch. x (1.5-18 W powerLEDs/ch.)	500mA 39V				
	4ch. x (2-24 W powerLEDs/ch.)	630mA 39V				
	4ch. x (25 W arrayLED/ch.)	700mA 37V				
	4ch. x (30 W arrayLED/ch.)	840mA 37V				
	4ch. x (35 W arrayLED/ch.)	950mA 37V				
	4ch. x (0,6-4,2 W powerLEDs/ch.)	220mA 20V			24V DC	95%
	4ch. x (1-6 W powerLEDs/ch.)	350mA 20V				
4ch. x (1.5-9 W powerLEDs/ch.)	500mA 20V					
4ch. x (2-12 W powerLEDs/ch.)	630mA 20V					

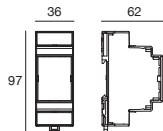
48V DC switching	
99784	Mean 150 W IP65

24V DC switching	
99371	Peta 50 W
84700	Peta 75 W
99374	Reason 75 W
99331	Reason 150 W IP65

Compatible con protocollo USITT DMX 512-A.
 Indirizzamento DMX tramite interfaccia pulsante: CH1 - CH512.
 Possibilità di impostare la corrente d'uscita da 220mA a 1A, tramite interfaccia pulsante.
 Visualizzazione della corrente e dell'indirizzo DMX su display.
 Modifica delle impostazioni, indirizzo DMX e corrente, in tempo reale. Possibilità di gestire 3 o 4 indirizzi/canali DMX (RGB - RGBW - WRGB) tramite jumper.
 Apparecchio adatto al montaggio su guida DIN Omega 35mm.

Compatible with USITT DMX 512-A protocol.
 DMX addressing via push-button interface: CH1 - CH512.
 Possibility to set the output current from 220mA to 1A, via push-button interface.
 Display of the current and the DMX address on the display screen.
 Change settings, DMX address and current, in real time. Possibility of managing 3 or 4 DMX addresses/channels (RGB - RGBW - WRGB) via the jumper.
 Fixture suitable for mounting on 35mm Omega DIN rail.

Dalc | Mono CV DMX/RDM 1ch



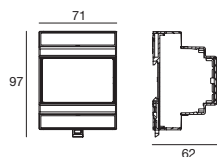
84865
Cavo / Cable

	Range	Output	Input	Eff.
83177	1-78 W DC	8A 12V	12V DC	95%
	1-156 W DC	8A 24V	24V DC	95%
	1-312 W DC	8A 48V	48V DC	95%

Adatto ad alimentare prodotti a tensione costante 12/24/48V. Regolazione tramite interfaccia DMX, PUSH, interfaccia 0/1-10V oppure potenziometro. Canale singolo di uscita.

Suitable for powering 12/24/48V constant voltage products.
 Regulation via DMX interface, PUSH, 0 / 1-10V interface or potentiometer. Single output channel.

Dalc | Maxi CV DMX/RDM 4ch



84865
Cavo / Cable

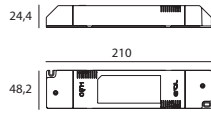
	Range	Output	Input	Eff.
83178	4ch (1-60W DC/ch)	5A 12V/ch	12V DC	95%
	4ch (1-120W DC/ch)	5A 24V/ch	24V DC	95%
	4ch (1-240W DC/ch)	5A 48V/ch	48V DC	95%

Adatto ad alimentare prodotti a tensione costante 12/24/48V.
 Regolazione tramite interfaccia DMX, PUSH, interfaccia 0/1-10V.
 Quattro canali di uscita. Funzioni di dimmerazione warm tune, bainco dinamico, RGB, RGBW.

Suitable for powering 12/24/48V constant voltage products.
 Regulation via DMX interface, PUSH, 0 / 1-10V interface.
 Four output channels. Warm tune, dynamic white, RGB, RGBW dimming functions.



56



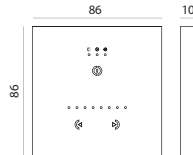
84865
Cavo / Cable

Range	Output	Input	Eff.
99278 4ch. x (1-72 W stripLED/ch.)	3A 24V/ch	24V DC	95%
4ch. x (1-72 W topLED/ch.)			

Adatto ad alimentare Strip LED e LED 5 mm, anche RGB.
Indirizzo DMX selezionabile tramite 3 selettori rotativi.
Compatibile con protocollo USITT DMX 512-A.
Massimo 256 apparecchi installabili sullo stesso bus DMX.
Indirizzamento DMX: CH1 - CH512. Lunghezza massima della linea DMX: 300 m.
Possibilità di gestire 3 o 4 indirizzi/canali DMX (RGB - RGBW - WRGB) tramite jumper.

Suitable for powering LED strips and 5 mm LEDs, including RGB.
DMX address selectable via 3 rotary switches.
Compatible with USITT DMX 512-A protocol.
Maximum of 256 devices can be installed on the same DMX bus.
DMX addressing: CH1 - CH512. Maximum length of the DMX line: 300 m
Possibility of managing 3 or 4 DMX addresses/channels (RGB - RGBW - WRGB) via the jumper.

Stick_GU2 | DMX Controller



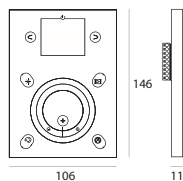

Type	Signal Output	Connector	Input
99045 <input type="checkbox"/> White	DMX	CLAMP micro USB	5.5~6V DC
99046 <input type="checkbox"/> Black	DMX	CLAMP micro USB	5.5~6V DC

Selettore di modalità: Colore, Scena e Dimmer.
In modalità Scena è possibile richiamare una serie di valori impostati.
Durante l'esecuzione di un programma la funzione Dimmer permette di variare l'intensità.
In modalità Colore è possibile richiamare una serie di colori statici preimpostati.
Tutte le funzioni sono configurabili da hardware manager (abilita/disabilita le diverse modalità, seleziona scenario di partenza, ecc..).

Mode selector: Color, Scene and Dimmer.
In scene mode it is possible to recall a series of set values.
During the execution of a program, the dimmer function can be used to vary the intensity.
In colour mode, it is possible to recall a series of pre-set static colours.
All functions can be configured by hardware manager (enable/disable the different modes, select starting scenario, etc.)

- 99184**
Power supply
- 84865**
DMX cable
- 98140**
Outer casing

Stick_DE3 | DMX Controller

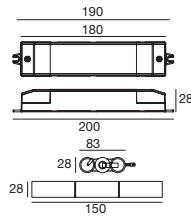


Type	Signal Output	Connector	Input
99234 <input type="checkbox"/> White	DMX	CLAMP RJ45 mini USB	5.5~6V DC
99235 <input type="checkbox"/> Black	DMX	CLAMP RJ45 mini USB	5.5~6V DC

Selettore di zone per attivare fino a 10 scene simultaneamente.
Dimmer per regolare l'intensità luminosa e la saturazione.
Selettore di fino a 50 scene con possibilità di scelta tra dinamica o statica. Le frecce permettono di cambiare scena attiva.
Selettore del colore per scegliere tra 16 milioni di colori. Le frecce permettono di inserire valori RGB.
Possibilità di aumento o riduzione della velocità di scene dinamiche ed effetti di colore.

Zone selector to simultaneously activate up to 10 scenes.
Dimmer to adjust light intensity and saturation.
Selector of up to 50 scenes with the possibility of choosing between dynamic or static. The arrows allow you to change the active scene.
Colour selector to choose from 16 million colours. The arrows allow you to enter RGB values.
Possibility of increasing or reducing the speed of dynamic scenes and colour effects.


- 99184**
Power supply
- 84865**
DMX cable
- 98140**
Outer casing



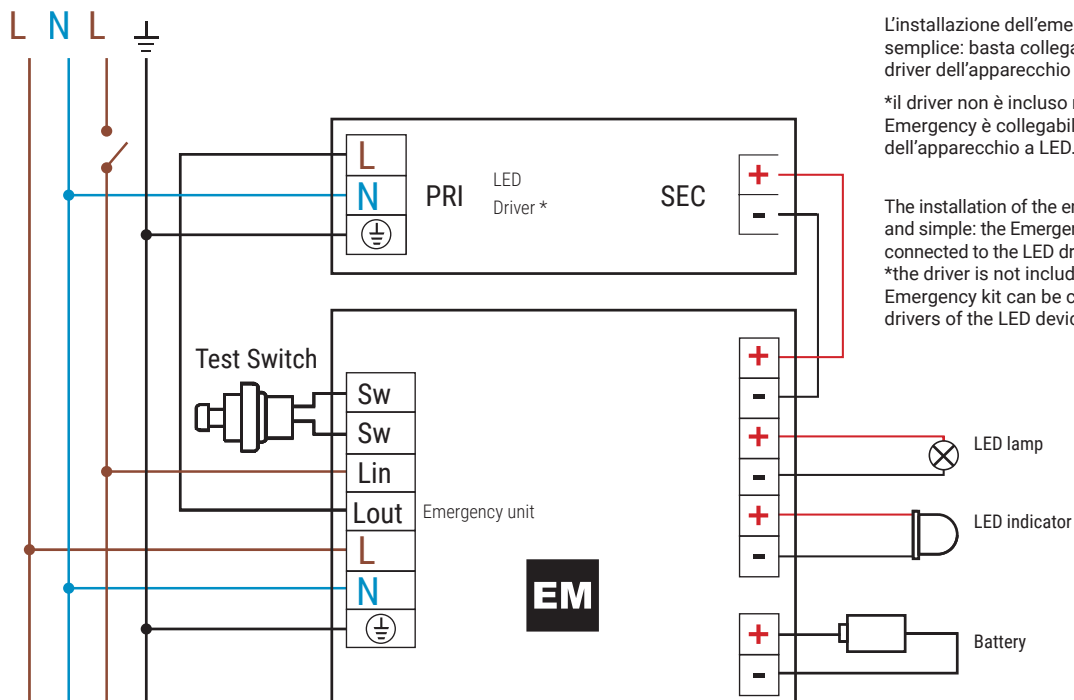
Commutabile (on/off) in presenza di rete tramite interruttore su ingresso SL (switched line). Ripristino automatico in seguito alla sostituzione della batteria e/o lampada LED. Sistema elettronico di carica multilivello. Fornito con pacco batteria 3000 mAh.

Switchable (on/off) in the presence of mains via switch on SL input (switched line). Automatic reset following battery and/or LED lamp replacement. Electronic multi-level charging system. Supplied with 3,000 mAh battery pack.

Range	Output	Input	Eff.	PF	Surge
99355	Universal	6-60V 40-400mA	220~240V AC	86%	0.5 4 kV
Frequency		50-60 Hz			
Nominal input current		40 mA (30 A inrush current with cold start)			
Output voltage (without load)		6-60V			
TA Operating temperature		-25 +50 °C			
Max casing temperature TC		70 °C			
Control interface		Switch Line, Rest mode			
Protections		Overtemperature, overload, overvoltage, short-circuit, open circuit			
Charge current		200 mA			
Emergency output current		400-40 mA			
Emergency power		2,4W			
Emergency output current		20 h			
Reference norms					
IEC 61347-2-7:2011, IEC 61347-2-7:2011/AMD1:2017, IEC 61347-1:2015, IEC 61347-1:2015/AMD1:2017, EN 61347-1:2015, EN 61347-2-7:2012+A1:2019, EN 55015:2013/A1:2015, EN61547:2009, EN 61000-3-2: 2014 EN 61000-3-3: 2013					



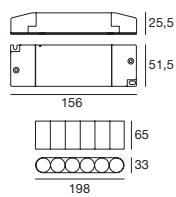

Unswitch Switch



L'installazione dell'emergency kit è rapida e semplice: basta collegare la Emergency unit al driver dell'apparecchio a LED come da schema.

*il driver non è incluso nel kit Emergency / il kit Emergency è collegabile a tutti i driver originali dell'apparecchio a LED.

The installation of the emergency kit is quick and simple: the Emergency unit only needs to be connected to the LED driver as shown in the diagram. *the driver is not included in the Emergency kit/the Emergency kit can be connected to all the original drivers of the LED device.



- Funzionamento in sola emergenza
- Funzionamento in luce continua in abbinamento con alimentatori elettronici, elettronici dimmerabili
- Versione regolabile con dip-switch, per power LED a corrente costante o per moduli LED a tensione costante
- Collegabili ad alimentatori con tensione e corrente massima in uscita 90V e 2A
- Intervento istantaneo ad ogni mancanza di rete
- Batterie al NiCd "alta temperatura"
- Indicatore di ricarica a LED con cavo FROR
- Dispositivo di protezione contro le scariche prolungate
- Possibilità di autodiagnosi con modulo esterno MAT4 DALI
- Dispositivo di ricarica con isolamento principale in grado di ricaricare la batteria in modo normale dopo la prova di cui al punto 22.3 della norma CEI EN 61347-2-7:2007
- Fornito con pacco batteria 3000 mAh

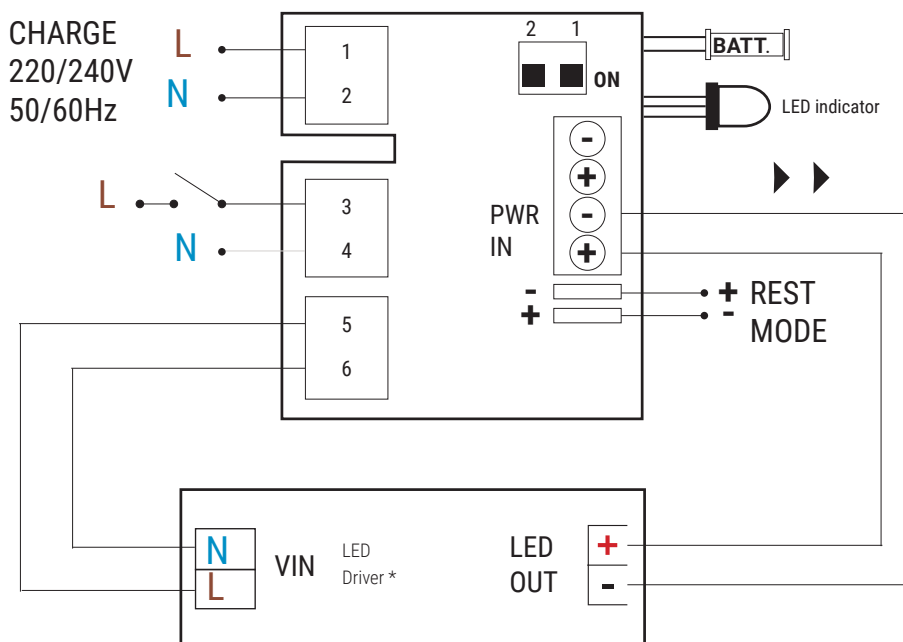
- Maintained or non maintained operation
- Suitable for electronic driver, dimmable electronic driver
- Adjustable version dip-switch, constant current or constant voltage to power LED to LED modules
- Connected to power supplies with maximum output voltage and current 90V and 2A
- Automatic operation
- High temperature NiCd batteries
- Charge indicator with FROR led cable
- Protection device against extensive discharge
- MAT4 DALI self diagnosis system with external module
- Charging device with supply is reinforced insulation able to recharge the battery normally after the test in clause 22.3 of the IEC 61347-2-7:2007.
- Supplied with 3,000 mAh battery pack

	Range	Output	Input	PF
KIT0014	Universal C.C.	9-57V 350-60mA	220~240V AC	0.5
	Universal C.V.	24V 2000mA		

Frequency	50-60 Hz
Nominal input current	20 mA
Outout voltage (without load)	9-57V C.C. / 24V C.V.
TA Operating temperature	0 +50 °C
Max casing temperature TC	70 °C
Control interface	Switch Line, Rest mode

Protections	Overtemperature, overload, overvoltage, short-circuit, open circus
Emergency output current	350-60 mA C.C. / 2000mA C.V.
Emergency power	3,4W
Recharging time	24 h

Reference norms	EN61347-2-13, EN61347-2-7, EN61547, EN55015, EN60598-2-22, EN61000-3-2
------------------------	--



LED SOURCE

L'installazione dell'emergency kit è rapida e semplice: basta collegare la Emergency unit al driver dell'apparecchio a LED come da schema.

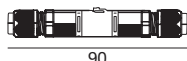
*il driver non è incluso nel kit Emergency / il kit Emergency è collegabile a tutti i driver originali dell'apparecchio a LED.

The installation of the emergency kit is quick and simple: the Emergency unit only needs to be connected to the LED driver as shown in the diagram.

*the driver is not included in the Emergency kit/ the Emergency kit can be connected to all the original drivers of the LED device.

Connettori e accessori DMX / Junction boxes and DMX accessories

Junction box | connector 2 ways



connectors

IP68
min. 2x0,25 mm²
max. 2x1,0 mm²

External Ø of the cable

Ø 3 ~ Ø 8 mm

98990

Junction box | connector gel 2 ways



connectors

IP68
max. 3x1.5 mm²

External Ø of the cable

Ø 5,5 ~ Ø 10 mm

98991

Junction box | connector 2 ways



connectors

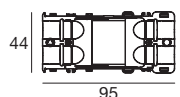
IP68
min. 2x0,5 mm²
max. 2x2.5 mm²

External Ø of the cable

Ø 7 ~ Ø 13,5 mm

84893

Junction box | connector gel 4 ways



connectors

IP68
max. 4x1,5 mm²

External Ø of the cable

Ø 6,5 ~ Ø 12 mm

84894

Cable | DMX



price / m

order: x m / 84865

sec. Ø

2 x 0,25 mm² + shield

84865

Extension cables | DMX



connectors

M + F 3 pin XLR

sec. Ø

2 x 0,25 mm² + shield

L m

1

84871

5

84885

Connectors | DMX



connectors

XLR

sec. Ø

L m

3 M

84869

3 F

84870

5 M

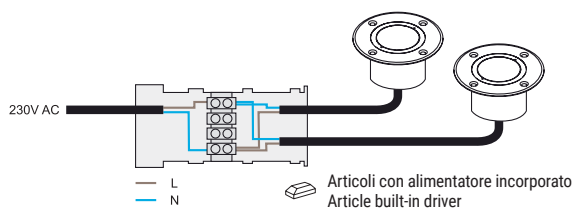
99346

5 F

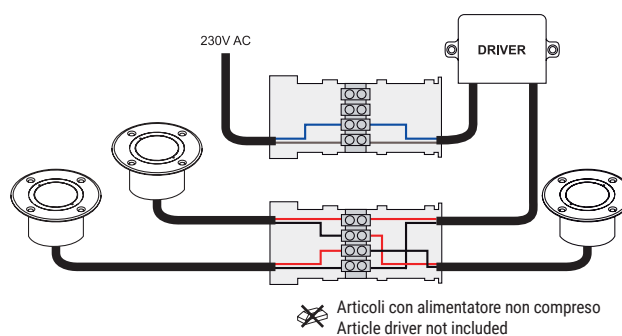
99379

84894 | Esempio di installazione / 84894 | Example of installation

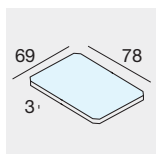
Installazione in parallelo di lampade LED con driver incorporato.
Parallel installation of LED lamps with built-in driver.



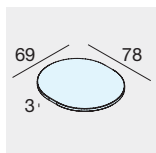
Installazione in serie di lampade LED con driver a monte.
Series installation of LED lamps with driver.



Accessori e cavi / Accessories and cables



Description
60840 Vetro - Glass



Description
60860 Vetro - Glass



Description
98436 Easy-plug



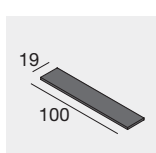
Description
KIT0096 Staffa di giunzione / Junction bracket



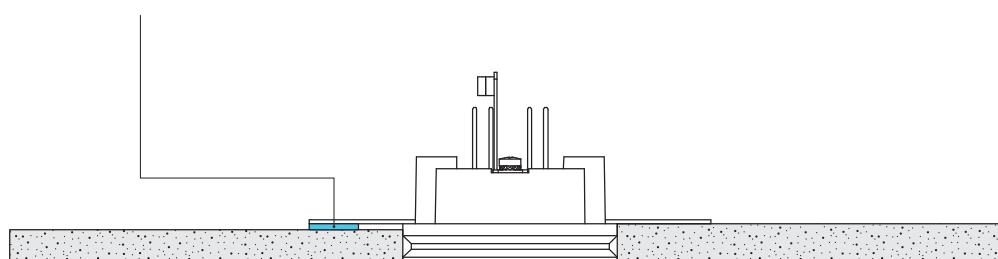
Description
KIT0098 Staffa di giunzione / Junction bracket



Description
KIT0099 Staffa di giunzione / Junction bracket



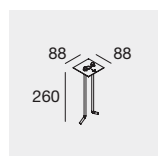
Description
60830 Distanziale - Spacer



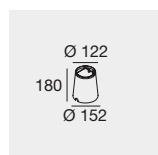
SPESSORE STANDARD = 13 mm
 STANDARD THICKNESS = 13 mm

SPESSORE SPECIALE ≤ 15 mm
 SPECIAL THICKNESS ≤ 15 mm

Controcasse / Recessed casings



Type	Suitable for
65082	Peak (6,5 W) / Peak (9,5 W)



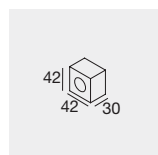
Type	Suitable for
52700	PVC Texo



Type	Suitable for
61270	Anod. Al. Gypsum WF1



Type	Suitable for
61280	Anod. Al. Gypsum WF2



Type	Suitable for
99850	PVC Step



Type	Suitable for
84335	PVC Petit_Q - Petit_R - Aspho_R Aspho_Q - Elin - Beriel



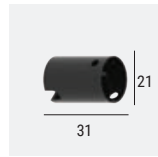
Type	Suitable for
84336	PVC Petit_R - Petit_Q - Nitum_R Nitum_Q - Envelope - Sand_R Sand_Q - Beret_R - Beret_X Beret_Q




Type	Suitable for
84338	PVC Quara_R - Quara_Q - Cut_Q




Type	Suitable for
84341	PVC Alcor_1



Type	Suitable for
98950	PVC Quara_R (1 W) / Quara_Q (1 W)




Type	Suitable for
99563	PVC Orma_AM (8 W) / Orma_AM (9 W)



Type	Suitable for
84952	PVC Vissa_R - Vissa_Q



Type	Suitable for
84901	PVC Petit_R (2 W) - Petit_Q (2 W) Nitum_R (2 W / 2,1 W) Nitum_Q (2 W)



Type	Suitable for
84902	PVC Ghilea




Type	Suitable for
84915	PVC Sand - Beret_R - Beret_X - Beret_Q Petit_R - Petit_Q - Nitum_R Nitum_Q - Envelope_1



Type	Suitable for
84916	PVC Bibok - Aspho_R - Aspho_Q Elin - Beriel



Type	Suitable for
84917	PVC Aspho_R - Beriel - Petit - Bibok




Type	Suitable for
84918	PVC Beret_2R - Beret_2Q - Alcor_R1 Alcor_R - Alcor_R2 - Alcor_R4 Suelo_R (2 W)




Type	Suitable for
84933	PVC Suelo_RX



Type	Suitable for
84935	PVC Suelo_R - Alcor_AL1 (86097W18)



Type	Suitable for
84936	PVC Suelo_R - Suelo_RJ Alcor_AL1 (86096W18) Alcor_AL4



Type	Suitable for
98122	PVC Suelo_RX (8 W) - Suelo_RXJ Alcor_AL1 (91425W18)



Type Suitable for

98121 **PVC** Alcor_AL1 (91422W18)




Type Suitable for

84995 **PVC** Vissa_R - Vissa_Q



Type Suitable for

89373 **PVC** Anton_R (8 W) - Orma_C



Type Suitable for

89374 **PVC** Orma_C



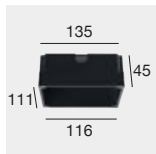
Type Suitable for

98009 **PVC** Chim



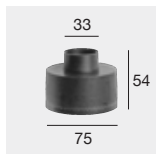
Type Suitable for

98049 **PVC** Picrol



Type Suitable for

98050 **PVC** Quara_QI (4 W)



Type Suitable for

98060 **PVC** Sub_R



Type Suitable for

98148 **PVC** Sub_R - Rubber 3D Protection

IP68



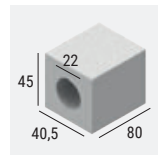
Type Suitable for

98111 **PVC** Envelope_W




Type Suitable for

98140 **PVC** Stick_GU2 - Stick_DE3



Type Suitable for

83181 **PVC** Step66




Type Suitable for

98291 **Anod. Al.** Orma_F0



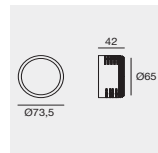
Type Suitable for

98292 **PVC** Orma_F0



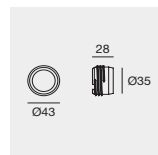
Type Suitable for

98496 **Anod. Al.** Intake_L - Paseo_L




Type Suitable for

98499 **PVC** Epitax (10 W)



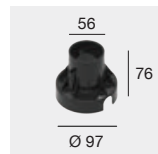
Type Suitable for

98502 **PVC** Epitax (6 W)



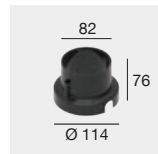
Type Suitable for

99560 **PVC** Orma_A (4 W)




Type Suitable for

99650 **PVC** Orma_A (4 W)
Orma_I (80582W30 - 80585W30)




Type Suitable for

99651 **PVC** Orma_A (8 W)
Orma_I (80588W30 - 81172W30 - 81321V45)



Type Suitable for


99680 **PVC** Suelo_R Pro



Type Suitable for

99744 **PVC** Envelope_W

Come leggere i simboli / How to read symbols

	Installazione in ambiente interno Indoor installation		Smartwave™
	Installazione in ambiente esterno Outdoor installation		C.C. Constant Current
	Installazione a parete Wall mounting		C.V. Constant Voltage
	Installazione a terra Ground mounting		Dimming Dimming con potenziometro integrato Dimming with integrated potentiometer
	Installazione a soffitto Ceiling mounting		Simply DIM
	Installazione a parete o a terra Wall or ground mounting		Phase-cut
	Installazione a soffitto o a parete Ceiling or wall mounting		1-10 V
	Installazione a soffitto, a parete o a terra Ceiling, wall or ground mounting		Digital Addressable Lighting Interface
	Installazione a soffitto o a terra Ceiling or ground mounting		Digital Addressable Lighting Interface
	Indice di protezione (IEC 60529) da corpi estranei e acqua Protection index (IEC 60529) against foreign bodies and water		Digital Addressable Lighting Interface
	Prodotto specificamente studiato per poter resistere ad una immersione temporanea Product designed to withstand temporary immersions		DMX 512
	Indice di protezione sul vano ottico Optical compartment protection index		RDM, DMX 512
	Indice di protezione (IEC 62262) contro impatti meccanici esterni Protection index (IEC 62262) against external mechanical impacts		Infrarosso Infrared
	Apparecchio calpestabile Walkable device		Telecomando a radiofrequenza Radio frequency remote control
	Apparecchio carrabile Carriageable device		Sensore P.I.R. P.I.R. Sensor
	Acciaio inossidabile Stainless steel		Alimentatore Con Trasformatore Di Sicurezza Power Supply With Safety Transformer
	Articolo protetto da resina Article protected by resin		Alimentatore Indipendente Independent Power Supply
	Foro d'installazione circolare Circular installation hole		Alimentatore Protetto Termicamente Thermally Protected Power Supply
	Foro d'installazione quadrangolare Square installation hole		Isolamento Rinforzato Reinforced insulation
	Fascio luminoso orientabile Directional light beam		Unified Glare Rating Unified Glare Rating
	Fascio luminoso basculante Tilting light beam		Sensore di movimento Motion sensor
	Disponibile in versione emergenza Emergency version available		Antenna Integrata Integrated antenna
	Cavo d'alimentazione incluso Power supply cable included		Antenna Esterna External Antenna
	Apparecchio idoneo al montaggio su mobili Device suitable to be mounted on furniture		L'alimentatore non passa nel foro di installazione The power supply does not switch into the installation hole
	Apparecchio idoneo al montaggio su superfici normalmente infiammabili (EN 60598) Device suitable to be mounted on normally flammable surfaces (EN 60598)		PointToPoint DALI. Dimmerazione su singolo prodotto PointToPoint DALI. Dimmering on single item
	Apparecchio con protezione termica incorporata Device with built-in thermal protection		Protezione contro le scariche elettriche Electrostatic discharge protection
	Driver incluso Driver included		Protezione contro sovratensioni Over Voltage Protection
	Driver non incluso Driver not included		Versione adatta per zone ATEX 2,22 Version suitable for ATEX 2,22 areas
	Classe I - classe di isolamento elettrico (IEC) Class I - IEC protection class		
	Classe II - classe di isolamento elettrico (IEC) Class II - IEC protection class		
	Classe III - classe di isolamento elettrico (IEC) Class III - IEC protection class		
	Over Voltage Protection		

Tutti gli articoli sono in classe energetica A++.
Gli schemi di collegamento per gli articoli dell'elettronica sono disponibili all'interno della documentazione tecnica.

All articles belong to energy class A++.
The connection diagrams for electronics articles are included in the technical documentation.

Finiture / Finishes



Bianco | RAL 9003 goffrato
White | RAL 9003 embossed



Grigio | RAL 9006 goffrato
Grey | RAL 9006 embossed



Primer



Alluminio anodizzato
Anodised aluminium



Alluminio
Aluminium



Acciaio
Steel



Nichel spazzolato
Brushed nickel



Cromo
Chrome



Grigio Nero | RAL 7021 goffrato
Gray Black | RAL 7021 embossed



Nero | RAL 9005 goffrato
Black | RAL 9005 embossed



PMMA Trasparente
Transparent PMMA




PMMA Opalino
Opaline PMMA



Oro
Gold



Oro rosa
Rose gold




Ottone
Brass



Marrone
Brown



Dark brown



Sabbia
Sand




Cemento
Concrete



Vero ottone lucido
Real polished brass



Vero alluminio lucido
Real polished aluminium



Goffrato
Embossed



Signal Yellow | RAL 1003



Aluminium / Zirconium Grey

I disegni, le quote, i materiali ed i colori del presente catalogo si intendono a titolo indicativo. Nell'interesse della clientela, l'Azienda si riserva il diritto di modificare i modelli in ogni momento senza l'obbligo di preavviso.

L'indicazione della bandiera italiana nel presente catalogo è puramente indicativa. I prodotti potrebbero avere origine diversa da quanto indicato.

"Linealight Group" si riserva il diritto, senza alcun preavviso di modificare le caratteristiche dei propri prodotti come la disponibilità degli stessi in qualunque momento. Tutti i prodotti, relativi dati tecnici, illustrazioni e informazioni presenti sul catalogo non sono vincolanti per "Linealight Group". "Linealight Group" non risponderà di eventuali errori illustrativi, testuali e/o di traduzione. Ulteriori caratteristiche dei prodotti sono contenute nelle relative schede tecniche e fogli istruzioni. Il presente catalogo è tutelato dalla legge sui diritti d'autore (legge 22/04/1941 n. 633 e della legge 14/12/1942 n. 1485: di esso è proibita ogni riproduzione totale o anche parziale). Tutti i valori riportati a catalogo sono valori di misurazione. I dati di flusso, CCT e potenza sono passibili di tolleranze di +/- 10% .

The drawings, the measurements, the materials and the colours in this catalogue are understood to be indicative. In the interest of the clientele, the company reserves the right to modify the models at any time and without any obligation of advance notice.

The indication of the Italian flag in this catalogue is purely indicative. The products could be of origins other than those indicated.

"Linea Light Group" reserves the right, without any advance notice, to change the characteristics of their products, as well as the availability of the same at any time. No product, relative technical data, illustrations and information in the catalogue are binding for "Linea Light Group". "Linea Light Group" will not be held liable for any illustration, text and/or translation errors. More product characteristics are contained in the relative technical data sheets and instruction sheets. This catalogue is protected by copyright (law 22/04/1941 No. 633 and law 14/12/1942 No. 1485: this prohibits any reproduction, total or even partial). All values indicated in the catalogue are measured values. There is a +/- 10% tolerance for the flow, CCT and power data.

Codes index

CODE	Product	Page	CODE	Product	Page	CODE	Product	Page	CODE	Product	Page
7220	Snake	96	8776N	Box	91	9322	Lira	172	9447	Birba	88
7221	Snake	96	8815	Gypsum Coloring	40	9323	Lira	172	9448	Birba	88
7226	Snake	96	8819	Gypsum Coloring	40	9324	Lira	172	9451	Birba	81
7227	Snake	96	8823	Gypsum Coloring	40	9325	Lira	172	9453	Birba	81
7232	Snake	96	8827	Gypsum Coloring	40	9330	Lira AISI	170	9454	Birba	81
7233	Snake	96	8842	TU	70	9331	Lira AISI	170	9457	Birba	81
7234	Snake	96	8843	TU	70	9332	Lira AISI	170	9459	Birba	81
7235	Snake	96	8844	TU	70	9333	Lira AISI	170	9460	Birba	81
7805	My White	176	8850	TU	92	9334	Lira AISI	170	9463	Birba	149
7805N	My White	176	8851	TU	92	9335	Lira AISI	170	9465	Birba	149
7806	My White	176	8865	Gypsum	39	9336	Lira AISI	170	9466	Birba	149
7806N	My White	176	8865N	Gypsum	39	9337	Lira AISI	170	9469	Birba	149
7807	My White	176	8867	Gypsum	39	9338	Lira AISI	171	9471	Birba	149
7807N	My White	176	8940	Pistillo	215	9339	Lira AISI	171	9472	Birba	149
7808	My White	176	8941	Pistillo	215	9340	Lira AISI	171	9475	Birba	149
7808N	My White	176	8942	Pistillo	215	9341	Lira AISI	171	9477	Birba	149
7809	My White	177	8943	Pistillo	215	9355	Birba	71	9478	Birba	149
7809N	My White	177	8944	Pistillo	215	9357	Birba	71	14931	Accessories	212
7810	My White	177	8945	Pistillo	215	9358	Birba	71	14937	Accessories	237
7810N	My White	177	9015	Tara	83	9361	Birba	71	14937	Accessories	214
8028	My White	177	9018	Tara	83	9363	Birba	71	14992	Accessories	215
8028N	My White	177	9021	Tara	83	9364	Birba	71	50370	Accessories	236
8029	My White	177	9024	Tara	83	9367	Birba	71	51365	Vision	236
8029N	My White	177	9027	Tara	83	9369	Birba	71	51366	Vision	236
8255	Box	90	9035	Regolo	94	9370	Birba	71	51395	Vision	236
8255M	Box	90	9036	Regolo	94	9373	Birba	81	51396	Vision	236
8255N	Box	90	9037	Regolo	94	9375	Birba	81	51585	Vision	236
8256	Box	90	9040	Regolo	94	9376	Birba	81	51586	Vision	236
8256M	Box	90	9041	Regolo	94	9379	Birba	81	52700	Accessories	202
8256N	Box	90	9042	Regolo	94	9381	Birba	81	52700	Accessories	302
8257	Box	90	9045	Regolo	94	9382	Birba	81	52901	Texo	202
8257M	Box	90	9046	Regolo	94	9385	Birba	81	52951	Texo	202
8257N	Box	90	9047	Regolo	94	9387	Birba	81	59165W00	Joe	212
8258	Box	90	9135	Igloo	86	9388	Birba	81	59166W00	Joe	212
8258M	Box	90	9136	Igloo	86	9391	Birba	88	60817W00	Gypsum	92
8258N	Box	90	9137	Igloo	86	9393	Birba	88	60817W00	Accessories	36
8325	Tara	82	9138	Igloo	86	9394	Birba	88	60830	Accessories	39
8328	Tara	82	9139	Igloo	86	9397	Birba	88	60830	Accessories	130
8331	Tara	82	9140	Igloo	86	9399	Birba	88	60830	Accessories	301
8334	Tara	82	9141	Igloo	86	9400	Birba	88	60840	Accessories	39
8337	Tara	82	9142	Igloo	86	9403	Birba	71	60840	Accessories	301
8340	Tara	82	9143	Igloo	86	9405	Birba	71	60860	Accessories	301
8660	My White_Bond	214	9144	Igloo	86	9406	Birba	71	60920W70	Gypsum	130
8663	My White_Bond	214	9145	Igloo	86	9409	Birba	71	60930W70	Gypsum	130
8666	My White_Bond	214	9146	Igloo	86	9411	Birba	71	61270	Accessories	130
8669	My White_Bond	214	9147	Igloo	87	9412	Birba	71	61270	Accessories	302
8672	My White_Bond	214	9148	Igloo	87	9415	Birba	71	61280	Accessories	130
8740	Minion	78	9149	Igloo	87	9417	Birba	71	61280	Accessories	302
8742	Minion	78	9150	Igloo	87	9418	Birba	71	62403	Silicone_C	265
8748	Minion	78	9151	Igloo	87	9421	Birba	81	62403N	Silicone_C	265
8750	Minion	78	9152	Igloo	87	9423	Birba	81	62757	Accessories	226
8770	Box	91	9160	Polo	80	9424	Birba	81	62758	Accessories	226
8770M	Box	91	9161	Polo	80	9427	Birba	81	62761	Silicone_F	226
8770N	Box	91	9162	Polo	68	9429	Birba	81	62761W	Silicone_F	226
8772	Box	91	9163	Polo	68	9430	Birba	81	62761W	Accessories	121
8772M	Box	91	9164	Polo	68	9433	Birba	81	62900	Accessories	122
8772N	Box	91	9165	Polo	68	9435	Birba	81	62900	Accessories	123
8774	Box	91	9170	Switch	79	9436	Birba	81	63560L02	Accessories	272
8774M	Box	91	9171	Switch	79	9439	Birba	88	63820W00	Gypsum	39
8774N	Box	91	9172	Switch	79	9441	Birba	88	64522W07	Vuelta	237
8776	Box	91	9320	Lira	216	9442	Birba	88	64530W07	Vuelta	237
8776M	Box	91	9321	Lira	216	9445	Birba	88	64540W30	Cell	37

CODE	Product	Page	CODE	Product	Page	CODE	Product	Page	CODE	Product	Page
64541W30	Cell	37	65039	Fylo+	226	80379N30	Cob44	25	80733	Accessories	245
64542W30	Cell	37	65040	Fylo+	226	80379N60	Cob44	25		Accessories	254
64543W30	Cell	37		Accessories	121	80379W30	Cob44	25	80734	Accessories	245
64544W15	Cell	37	65054	Accessories	122	80379W60	Cob44	25		Accessories	254
64544W30	Cell	37		Accessories	123	80380N30	Cob44	25	80754W30	Illuminator	43
64545W15	Cell	37		Accessories	121	80380N60	Cob44	25	80754W60	Illuminator	43
64545W30	Cell	37	65055	Accessories	122	80380W30	Cob44	25	80755N30	Illuminator	43
64546W30	Cell	36		Accessories	123	80380W60	Cob44	25	80755N60	Illuminator	43
64547W30	Cell	36	65082	Accessories	213	80381N30	Cob44	26	80755W30	Illuminator	43
64548W30	Cell	36	65097	Accessories	123	80381N60	Cob44	26	80755W60	Illuminator	43
64549W30	Cell	36	65112W00	Tour	66	80381W30	Cob44	26	80756W30	Illuminator	42
64570W00	Tour	66	65116W00	Tour	66	80381W60	Cob44	26	80756W60	Illuminator	42
64571W00	Tour	66	65120N00	Tour	66	80382N30	Cob44	26	80761N11	Flamp	154
64572N00	Tour	66	65120W00	Tour	66	80382N60	Cob44	26	80981	Accessories	52
64572W00	Tour	66	65124N00	Tour	66	80382W30	Cob44	26	80982	Accessories	52
64573N00	Tour	66	65124W00	Tour	66	80382W60	Cob44	26	80983	Accessories	52
64573W00	Tour	66	65142	Accessories	67	80391	Rubber	251	80984	Accessories	52
64575	Accessories	67	65143	Accessories	67	80392	Rubber	251	80985	Accessories	52
64578	Accessories	67	65152	Accessories	67	80393	Rubber	251	80986	Accessories	52
64580	Accessories	67	65153	Accessories	67	80394	Rubber	252	80990	Accessories	52
64586	Accessories	67	65180	Fylo+	121	80395	Rubber	252	80991	Accessories	52
64588	Accessories	67	65181	Fylo+	121	80396	Rubber	252	80992	Accessories	52
64594W00	Dirigo	224	65182	Accessories	123	80397	Rubber	252	80993	Accessories	52
64670	Accessories	67	65183	Accessories	121	80398	Rubber	252	80994	Accessories	52
64726W00	Ryo	212	65184	Accessories	121	80399	Rubber	252	80995	Accessories	52
64734W00	Ryo	212	65190W30	Cell	78	80401	Rubber 3D	252	80999	Accessories	52
64742W70	Baton	70	65190W45	Cell	78	80402	Rubber	252	81000	Accessories	52
64747W60	Baton	78	65191W30	Cell	78	80409	Rubber	251	81002	Accessories	52
64756W60	Baton	78	65191W45	Cell	78	80410	Rubber	251	81003	Accessories	52
64758	Accessories	212	65200W	Rollip70	107	80411	Rubber	251	81005	Accessories	53
64760W00	Ryo	212	65201W	Rollip70	107	80412	Rubber	251	81006	Accessories	53
64761W00	Ryo	212	65202W	Rollip70	107	80413	Rubber	251	81007	Accessories	53
64787W50	Baton	70	65204W	Rollip35	106	80414	Rubber	251	81008	Accessories	53
64788W07	Peak	213	65205W	Rollip35	106	80416	Rubber 3D	245	81009	Accessories	53
64789W07	Peak	213	65206W	Rollip35	106	80417	Rubber 3D	245	81012	Accessories	53
64790W07	Peak	213	65207W	Rollip35	106	80418	Accessories	254	81013	Accessories	53
64794W07	Peak	213	65208	Accessories	107	80419	Accessories	254	81014	Accessories	53
64796W07	Peak	213	65209	Accessories	107	80443W00	Suelo	194	81015	Accessories	53
65004	Fylo+	121	65210	Accessories	107	80447W30	Suelo	194	81018	Accessories	53
65006	Fylo+	121	65211	Accessories	107	80455W20	Suelo	195	81019	Accessories	53
65007	Fylo+	121	65212	Accessories	106	80455W30	Suelo	195	81021	Accessories	53
65008	Accessories	122	65213	Accessories	106	80538N11	Flamp	154	81022	Accessories	53
65009	Fylo+	122	65214	Accessories	106	80538N90	Flamp	154	81024	Accessories	53
65010	Fylo+	122	65215	Accessories	106	80540N11	Flamp	154	81025	Accessories	53
65011	Accessories	122	65218	Accessories	107	80542N60	Flamp	154	81026	Accessories	53
65012	Fylo+	122	65219	Accessories	106	80544N11	Flamp	155	81033	Accessories	52
65013	Fylo+	122	65231W	Rollip70	107	80556W30	Suelo	196	81034	Accessories	52
65015	Fylo+	122	65233W	Rollip35	106	80566W06	Suelo	195	81036	Accessories	52
65016	Fylo+	122	65234	Accessories	106	80566W30	Suelo	195	81037	Accessories	52
65018	Fylo+	122	65235	Accessories	106	80581W30	Suelo	196	81039	Accessories	52
65019	Fylo+	122	65236	Accessories	107	80581W60	Suelo	196	81040	Accessories	52
65021	Fylo+	123	65237	Accessories	107	80582W30	Orma	199	81042	Accessories	52
65022	Fylo+	123	65238	Accessories	107	80585W30	Orma	199	81043	Accessories	52
65023	Accessories	226	65239	Accessories	107	80588W30	Orma	199	81045	Accessories	52
65025	Fylo+	123	80089N00	Anton	27	80591W30	Epitax	20	81046	Accessories	52
65026	Accessories	226	80089W00	Anton	27	80591W45	Epitax	20	81048	Accessories	52
65027	Fylo+	121	80246W30	Cob40	24	80605W07	Envelope	184	81049	Accessories	52
65028	Fylo+	121	80246W60	Cob40	24	80607W35	Suelo	196	81051	Accessories	52
65035	Accessories	226	80339N00	Anton	27	80638W15	Epitax	20	81052	Accessories	52
65036	Fylo+	226	80339W00	Anton	27	80638W30	Epitax	20	81054	Accessories	52
65037	Fylo+	226	80378W30	Cob40	24	80638W60	Epitax	20	81055	Accessories	52
65038	Accessories	226	80378W60	Cob40	24				81057	Accessories	52

Codes index

CODE	Product	Page	CODE	Product	Page	CODE	Product	Page	CODE	Product	Page
81058	Accessories	52	81631W60	Pound	50	82154	Rubber	250	82847	Accessories	254
81060	Accessories	52	81632W30	Pound	50	82155	Rubber	250	82903W30	Navata_Optus	58
81061	Accessories	52	81632W60	Pound	50	82208	Rubber 3D	252	82906W30	Navata_Optus	58
81063	Accessories	52	81637N30	Pound	50	82211	Rubber 3D	252	82909W30	Navata_Optus	58
81064	Accessories	52	81637W30	Pound	50	82216N20	Rubber 3D	253	82914W00	Ink	111
81066	Accessories	52	81637W60	Pound	50	82216N30	Rubber 3D	253	82916W00	Ink	111
81067	Accessories	52	81638N30	Pound	50	82216W20	Rubber 3D	253	82918W30	Ink	111
81069	Accessories	53	81638W30	Pound	50	82216W30	Rubber 3D	253	82920W30	Ink	111
81070	Accessories	53	81638W60	Pound	50	82217N20	Rubber 3D	253	82922W10	Ink	113
81072	Accessories	53	81643W30	Optus	51	82217N30	Rubber 3D	253	82922W30	Ink	113
81073	Accessories	53	81643W60	Optus	51	82217W20	Rubber 3D	253	82922W45	Ink	113
81075	Accessories	53	81644W30	Optus	51	82217W30	Rubber 3D	253	82926W45	Ink	112
81076	Accessories	53	81644W60	Optus	51	82218N20	Rubber 3D	253	82928W00	Ink	112
81078	Accessories	53	81655N30	Optus	51	82218N30	Rubber 3D	253	82930W00	Ink	112
81079	Accessories	53	81655W30	Optus	51	82218W20	Rubber 3D	253	82932W30	Ink	112
81081	Accessories	53	81655W60	Optus	51	82218W30	Rubber 3D	253	82944W30	Ink	112
81082	Accessories	53	81656N30	Optus	51	82219M20	Rubber 3D	253	82946W00	Ink	110
81084	Accessories	53	81656W30	Optus	51	82219M30	Rubber 3D	253	82947W00	Ink	110
81085	Accessories	53	81656W60	Optus	51	82219N20	Rubber 3D	253	82948W00	Ink	110
81086	Accessories	53	81661N60	Optus-Ex	38	82219N30	Rubber 3D	253	82949W00	Ink	110
81087	Accessories	53	81661W30	Optus-Ex	38	82219W20	Rubber 3D	253	82950W00	Ink	110
81088	Accessories	53	81661W60	Optus-Ex	38	82219W30	Rubber 3D	253	82951W00	Ink	110
81172W30	Orma	199	81662W30	Optus-Ex	38	82220M20	Rubber 3D	253	83002	Accessories	271
81181W15	Orma	198	81662W60	Optus-Ex	38	82220M30	Rubber 3D	253	83003	Accessories	271
81181W30	Orma	198	81667N30	Optus-Ex	38	82220N20	Rubber 3D	253	83004	Accessories	271
81187W30	Orma	198	81667W30	Optus-Ex	38	82220N30	Rubber 3D	253	83006	Accessories	271
81223W30	Orma	168	81667W60	Optus-Ex	38	82220W20	Rubber 3D	253	83007	Electronics	277
81223W60	Orma	168	81668W30	Optus-Ex	38	82220W30	Rubber 3D	253	83008	Electronics	281
81229W30	Orma	168	81668W60	Optus-Ex	38	82221M20	Rubber 3D	253	83009	Electronics	290
81229W60	Orma	168	81776N12	Alux	158	82221M30	Rubber 3D	253	83010	Electronics	292
81274W30	Vos	15	81778N12	Alux	158	82221N20	Rubber 3D	253	83012	Electronics	292
81274W45	Vos	15	81780N12	Alux	158	82221N30	Rubber 3D	253	83013	Electronics	292
81282W30	Vos	15	81814W30	Optus	51	82221W20	Rubber 3D	253	83015	Electronics	292
81282W60	Vos	15	81814W60	Optus	51	82221W30	Rubber 3D	253	83018	Electronics	286
81321V45	Orma	199	81851W60	Portik	169	82270N12	Prolamp	238	83019	Electronics	286
81323W07	Step	130	81855W60	Portik	169	82270W07	Prolamp	238	83034	Accessories	254
81326W07	Step	130	81956	Ribbon Plus	258	82270W12	Prolamp	238	83041	Electronics	114
81332W00	Paseo	223	81957	Ribbon Plus	258	82272N07	Prolamp	238	83041	Electronics	287
81343W07	Envelope	184	81958	Ribbon Plus	258	82272N12	Prolamp	238	83042	Electronics	114
81410	Accessories	110	81959	PU_C Plus	260	82272W12	Prolamp	238	83042	Electronics	287
81411	Accessories	110	81960	PU_C Plus	260	82274N07	Prolamp	238	83054	Electronics	59
81413	Electronics	114	81961	PU_C Plus	260	82274N12	Prolamp	238	83055	Electronics	59
81414	Electronics	114	81962	PU_C Plus	260	82286N07	Prolamp	239	83062	Electronics	286
81416	Electronics	114	81963	PU_C Plus	260	82286N12	Prolamp	239	83100	Electronics	289
81417	Electronics	114	81964	PU_C Plus	260	82347N12	Alix	158	83101	Electronics	289
81418	Accessories	115	81965	PU_C Plus	261	82348N12	Alix	158	83102	Electronics	289
81419	Accessories	115	82135	Rubber	251	82349N12	Alix	158	83129	Accessories	268
81420	Accessories	115	82136	Rubber	251	82350N12	Alix	158	83130	Accessories	269
81421	Accessories	115	82137	Rubber	251	82351N12	Alix	158	83131	Accessories	272
81422	Accessories	116	82138	Rubber	251	82352N12	Alix	158	83131	Accessories	268
81423	Accessories	116	82139	Rubber	251	82619W20	Eyelet	146	83132	Accessories	269
81424	Accessories	114	82140	Rubber	251	82622W20	Eyelet	146	83132	Accessories	272
81425	Accessories	116	82141	Rubber	251	82746W07	Step66	186	83133	Accessories	268
81426	Accessories	110	82142	Rubber	251	82748W07	Step66	186	83135	Accessories	269
81427	Accessories	116	82143	Rubber	251	82749N00	Mini-Albatros	64	83136	Accessories	272
81430	Accessories	110	82147	Rubber	250	82749W00	Mini-Albatros	64	83137	Accessories	268
81625N30	Pound	50	82148	Rubber	250	82831N00	Emy	76	83138	Accessories	268
81625W30	Pound	50	82149	Rubber	250	82831W00	Emy	76	83139	Accessories	268
81625W60	Pound	50	82150	Rubber	250	82832N00	Emy	76	83140	Accessories	244
81626W30	Pound	50	82151	Rubber	250	82833N00	Emy	76	83154	Electronics	289
81626W60	Pound	50	82152	Rubber	250	82833W00	Emy	76	83177	Electronics	296
81631W30	Pound	50	82153	Rubber	250	82846	Accessories	254	83178	Electronics	296

CODE	Product	Page	CODE	Product	Page	CODE	Product	Page	CODE	Product	Page
83179	Electronics	293	84031W20	Nautilus	244	84446	Accessories	268		Accessories	140
83181	Accessories	186	84032V40	Nautilus	244	84447	Accessories	268		Accessories	141
83183	Accessories	268	84068N07	Prolamp	238	84448	Accessories	269	84916	Accessories	144
83184	Accessories	268	84068N60	Prolamp	238	84449	Accessories	269		Accessories	145
83186	Accessories	116	84069N07	Prolamp	239	84450	Accessories	268		Accessories	302
83579W70	Quara	188	84069N12	Prolamp	239	84451	Accessories	268		Accessories	140
83580W70	Quara	188	84070N07	Prolamp	239	84452	Accessories	268	84917	Accessories	144
83581W70	Quara	188	84070N12	Prolamp	239	84453	Accessories	268		Accessories	302
83583W70	Quara	189	84195	Ribbon	263	84454	Accessories	268		Accessories	194
83584W70	Quara	189	84196	Ribbon	263	84455	Accessories	268		Accessories	201
83585W70	Quara	189	84197	Ribbon	263	84456	Accessories	272	84918	Accessories	204
83591N07	Prolamp	239	84198	Ribbon	263	84457	Accessories	272		Accessories	205
83657	Ribbon	262	84203W30	Giotto	21	84522W30	Shaker	234		Accessories	302
83658	Ribbon	262	84208N60	Woofers	29	84522W60	Shaker	234		Accessories	196
83659	Ribbon	262	84208W60	Woofers	29	84523W30	Shaker	234	84933	Accessories	302
83685M30	Portik	169	84210N60	Woofers	29	84523W60	Shaker	234		Accessories	194
83686M30	Portik	169	84210W60	Woofers	29	84524W30	Shaker	234	84935	Accessories	205
83943W00	Ink	111	84211N60	Woofers	29	84524W60	Shaker	234		Accessories	302
83944W00	Ink	111	84211W60	Woofers	29	84525W30	Shaker	234		Accessories	194
83945W00	Ink	111	84219	Ribbon	262	84525W60	Shaker	234		Accessories	195
83946W10	Ink	113	84220	Ribbon	262	84537W85	Iris67	235	84936	Accessories	205
83946W30	Ink	113	84221	Ribbon	262	84538W85	Iris67	235		Accessories	302
83946W45	Ink	113	84229N60	Woofers	29	84539W85	Iris67	235		Accessories	135
83947W85	Ink	113	84229W60	Woofers	29	84540W85	Iris67	235	84952	Accessories	302
83948W20	Ink	113	84231N60	Woofers	29	84541W85	Iris67	235		Accessories	232
83948W35	Ink	113	84231W60	Woofers	29	84542W85	Iris67	235		Accessories	135
83948W60	Ink	113	84232N60	Woofers	29	84562W85	Clivo	234	84995	Accessories	303
83949W00	Ink	112	84232W60	Woofers	29	84563W85	Clivo	234		Accessories	140
83950W00	Ink	112	84264W30	Cob40	24		Electronics	284	85001C30	Aspho	140
83968W00	Ink	111	84264W60	Cob40	24		Electronics	293	85001W30	Aspho	140
83969W00	Ink	111	84265W30	Cob40	24	84700	Electronics	294	85002W30	Aspho	140
83970W30	Ink	111	84265W60	Cob40	24		Electronics	296	85013W12	Aspho	141
83971W30	Ink	111	84266W30	Cob40	24	84701	Electronics	284	85014W12	Aspho	141
83972W00	Ink	111	84266W60	Cob40	24	84787	Electronics	285	85025C70	Aspho	141
83973W00	Ink	111	84267W30	Cob40	24	84829	Electronics	283	85025N70	Aspho	141
83974W00	Ink	111	84267W60	Cob40	24		Accessories	296	85025W70	Aspho	141
83975W10	Ink	113	84268W30	Illuminator	42	84865	Accessories	297	85026N70	Aspho	141
83975W30	Ink	113	84268W60	Illuminator	42		Accessories	300	85026W70	Aspho	141
83975W45	Ink	113	84269W30	Illuminator	43	84869	Accessories	300	85027W70	Aspho	141
83976W10	Ink	113	84269W60	Illuminator	43	84870	Accessories	300	85043W30	Nitum	142
83976W30	Ink	113		Accessories	132	84871	Accessories	300	85044W00	Nitum	142
83976W45	Ink	113		Accessories	140	84885	Accessories	300	85044W10	Nitum	142
83977W85	Ink	113	84335	Accessories	141		Accessories	234	85044W30	Nitum	142
83978W20	Ink	113		Accessories	144	84890	Accessories	235	85044W50	Nitum	142
83978W35	Ink	113		Accessories	145		Accessories	202	85059W30	Nitum	142
83978W60	Ink	113		Accessories	302	84893	Accessories	300	85059W50	Nitum	142
83979W45	Ink	112		Accessories	130		Accessories	202	85060W10	Nitum	142
83980W00	Ink	112		Accessories	132	84894	Accessories	300	85060W30	Nitum	142
83981W00	Ink	112		Accessories	142		Accessories	133	85060W50	Nitum	142
83982W30	Ink	112		Accessories	143		Accessories	142	85061W30	Nitum	143
83983W30	Ink	112	84336	Accessories	184	84901	Accessories	143	85062W30	Nitum	143
83987W00	Ink	110		Accessories	187		Accessories	302	85335C30	Bibok	140
83988W00	Ink	110		Accessories	200		Accessories	143	85335W30	Bibok	140
83989W00	Ink	110		Accessories	201	84902	Accessories	302	85542W70	Quara	188
83990W00	Ink	110		Accessories	302		Accessories	132	85543N70	Quara	188
83991W00	Ink	110		Accessories	134		Accessories	142	85543W70	Quara	188
83992W00	Ink	110		Accessories	186		Accessories	143	85575W12	Bibok	140
84010	Accessories	115	84338	Accessories	188		Accessories	184	85959W70	Aspho	140
84011	Accessories	115		Accessories	189	84915	Accessories	187	85960W70	Aspho	140
84017	Accessories	116		Accessories	302		Accessories	200	85976W70	Bibok	140
84018	Electronics	114		Accessories	204		Accessories	201	86096W18	Alcor	205
84024T00	Woofers	31	84341	Accessories	302		Accessories	302	86097W18	Alcor	205
									86104W18	Alcor	205

Codes index

CODE	Product	Page	CODE	Product	Page	CODE	Product	Page	CODE	Product	Page
86402N70	Quara	134	89420	Electronics	288	91216W60	Eyelet	232	92681N12	Chim	186
86402W70	Quara	134	89421	Electronics	288	91219W30	Eyelet	232	92681W12	Chim	186
86460M70	Quara	188	89422	Electronics	288	91219W60	Eyelet	232	93126W08	Beret	201
86460N70	Quara	188	89423	Electronics	288	91220W30	Eyelet	232	93126W30	Beret	201
86460W70	Quara	188	89488	Electronics	290	91220W60	Eyelet	232	93127N30	Beret	201
86562W70	Quara	189		Accessories	245	91340N70	Aspho	141	93127W00	Beret	201
86563N70	Quara	189	89548	Accessories	255	91340W70	Aspho	141	93127W08	Beret	201
86563W70	Quara	189		Accessories	267	91341W70	Aspho	141	93127W15	Beret	201
86564N70	Quara	134	89629	Accessories	267	91344W70	Aspho	140	93127W30	Beret	201
86564W70	Quara	134	89630	Accessories	267	91348W70	Bibok	140	93127W60	Beret	201
86612Z60	Nitum	142	90335	Triad	97	91352Z30	Aspho	141	93128N30	Beret	201
86708Z30	Aspho	141	90336	Triad	97	91366C30	Bibok	140	93128W00	Beret	201
86717W00	Vissa	135	90337	Triad	97	91366W30	Bibok	140	93128W08	Beret	201
86718W00	Vissa	135	90420W30	Vos	14	91422W18	Alcor	206	93128W15	Beret	201
86720W00	Vissa	135	90420W60	Vos	14	91425W18	Alcor	206	93128W30	Beret	201
86788W18	Astroppek	206	90430W30	Vos	14	91996W00	Rada	34	93128W60	Beret	201
86875W70	Aspho	141	90430W45	Vos	14	92000W00	Rada	34	93134W30	Beret	201
87324W00	Beriel	144	90520W30	Periskop	233	92065W00	Beret	200	93140W30	Beret	201
87337W00	Elin	145	90520W60	Periskop	233	92065W15	Beret	200	93141W30	Suelo	194
87340Z00	Elin	145	90521W30	Periskop	233	92065W30	Beret	200	93280N12	Atix	158
87600W18	Alcor	204	90522W30	Periskop	233	92066W30	Beret	200	93281N12	Atix	158
87988W70	Quara	188	90522W60	Periskop	233	92067W00	Beret	200	93282N12	Atix	158
87989W70	Quara	189	90544M15	Warp	17	92067W15	Beret	200	93357N30	Cob44	26
88417C30	Aspho	140	90544M30	Warp	17	92067W30	Beret	200	93357N60	Cob44	26
88417W30	Aspho	140	90544W15	Warp	17	92067W60	Beret	200	93357W30	Cob44	26
88418W12	Aspho	141	90548M30	Warp	17	92068N00	Beret	200	93357W60	Cob44	26
88421W30	Nitum	142	90548M60	Warp	17	92068N30	Beret	200	93407W30	Loro	22
88422W30	Nitum	143	90548W30	Warp	17	92068W00	Beret	200	93407W60	Loro	22
88423M30	Nitum	142	90548W60	Warp	17	92068W15	Beret	200	93422W30	Loro	22
88423N30	Nitum	142	90550M15	Warp	17	92068W30	Beret	200	93422W60	Loro	22
88423W00	Nitum	142	90550M30	Warp	17	92068W60	Beret	200	93508W07	Quara	134
88423W10	Nitum	142	90550M60	Warp	17	92077W00	Beret	201	93513W07	Quara	134
88423W30	Nitum	142	90550W15	Warp	17	92204W85	Clivo	234	93515W07	Quara	134
88423W50	Nitum	142	90550W30	Warp	17	92238W70	Quara	189	93517W07	Quara	134
88424W30	Nitum	143	90550W60	Warp	17	92239W70	Quara	189	93518W07	Quara	134
88424W50	Nitum	143	90556W15	Quantum	16	92240W70	Quara	189	93519W07	Quara	134
88568Z30	Nitum	142	90556W30	Quantum	16	92256W30	Picrol	143	93596W25	Xenia	222
88568Z60	Nitum	142	90556W45	Quantum	16	92256W70	Picrol	143	94058N30	Cob44	26
89119	Accessories	266	90560W15	Quantum	16	92258W30	Picrol	143	94058N60	Cob44	26
89121	Accessories	266	90560W30	Quantum	16	92259W30	Picrol	143	94058W30	Cob44	26
89122	Accessories	267	90560W45	Quantum	16	92260W00	Sand	187	94058W60	Cob44	26
89123	Accessories	266	90562W15	Quantum	16	92262W00	Sand	187	94167W00	Ardilla66	174
89124	Accessories	267	90562W30	Quantum	16	92285W00	Beriel	144	94204W00	Ardilla66	174
89125	Accessories	266	90562W45	Quantum	16	92316W05	Petit	132	95141Z15	Periskop	233
89144	Electronics	277	90650W30	Vos	14	92324W05	Petit	132	95347W30	Periskop	233
89145	Electronics	277	90650W60	Vos	14	92392N00	MiniTube	160	95348W30	Periskop	233
89146	Electronics	277	90662W30	Vos	14	92392W00	MiniTube	160	95349W30	Periskop	233
89147	Electronics	277	90662W45	Vos	14	92405W05	Petit	132	95437W00	Ice-Cut	124
89149	Electronics	288	90674W30	Vos	14	92409W05	Petit	133	95474W00	Orma	198
89179	Electronics	290	90674W60	Vos	14	92413W05	Petit	132	95475W00	Orma	198
89190	Accessories	223	91200W00	Elin	145	92417W05	Petit	133	96634W30	Anton	27
	Accessories	261	91204W30	Loro	22	92422N00	MiniTube	160	96634W60	Anton	27
89223	Accessories	267	91204W60	Loro	22	92422W00	MiniTube	160	96636W60	Anton	27
89359	Electronics	290	91208W30	Loro	23	92423N00	MiniTube	160	96741W00	Ice-Cut	227
89371	Accessories	234	91208W60	Loro	23	92423W00	MiniTube	160	96916W00	Footpad	206
	Accessories	27	91214W30	Eyelet	232	92432W00	Rada	34		Envelope	130
89373	Accessories	168	91215M30	Eyelet	232	92439N12	MaxiTube	160	96976N07	Envelope	184
	Accessories	303	91215M60	Eyelet	232	92440N12	MaxiTube	160		Envelope	130
	Accessories	168	91215W15	Eyelet	232	92558W05	Cut	186	96976W07	Envelope	184
89374	Accessories	303	91215W30	Eyelet	232	92619W12	Per	174		Envelope	130
89408	Electronics	283	91215W60	Eyelet	232	92671W70	Quara	188	96978W07	Envelope	184
89419	Electronics	288	91216W30	Eyelet	232	92672W70	Quara	189			

CODE	Product	Page	CODE	Product	Page	CODE	Product	Page	CODE	Product	Page
96979W07	Envelope	130	98050	Accessories	189	98574	Dropper	264	98931	Accessories	268
	Envelope	184		Accessories	303	98624	Accessories	232	98932	Accessories	268
97044W30	Ghilea	143	Accessories	244	Accessories		233	98934	Accessories	268	
97071W85	Clivo	234	98060	Accessories	303	98635	Ribbon Plus	258	98936	Accessories	268
97072W85	Clivo	234	98077	Ribbon	262	98636	Ribbon Plus	258	98937	Accessories	271
97073W85	Clivo	234	98078	Ribbon	262	98637	Ribbon Plus	258	98938	Accessories	271
97090N00	LV54	32	98083	Ribbon	262	98638	Ribbon Plus	258	98939	Accessories	271
97090W00	LV54	32	98084	Ribbon	262	98639	Ribbon Plus	258	98940	Accessories	271
97092N00	LV54	32		Accessories	184	98640	Ribbon Plus	258		Accessories	268
97092W00	LV54	32	98111	Accessories	303	98669	Accessories	232	98941	Accessories	269
97094N00	LV54	32		Accessories	234	98774	PU_C Plus	260		Accessories	272
97094W00	LV54	32	98112	Accessories	235	98775	PU_C Plus	260		Accessories	268
97096N00	LV54	32	98121	Accessories	206	98776	PU_C Plus	260	98942	Accessories	269
97096W00	LV54	32		Accessories	196	98777	PU_C Plus	260		Accessories	272
97098N00	LV54	33	98122	Accessories	206	98778	PU_C Plus	260		Accessories	268
97098W00	LV54	33		Accessories	303	98779	PU_C Plus	260	98943	Accessories	269
97167W07	Envelope	184	98140	Accessories	297	98784	Accessories	222		Accessories	272
97170W07	Envelope	184		Accessories	303	98885	Accessories	271	98944	Accessories	268
97315N30	Sub	244		Accessories	244	98886	Accessories	271		Accessories	269
97315W00	Sub	244		Accessories	245	98887	Accessories	271	98945	Ribbon Plus	258
97315W15	Sub	244	98148	Accessories	255	98888	Accessories	271	98946	Ribbon Plus	258
97315W30	Sub	244		Accessories	303	98889	Accessories	271	98947	Accessories	261
97315W60	Sub	244		Accessories	198	98890	Accessories	271	98948	Ribbon Plus	258
97353N18	Alcor	204	98291	Accessories	303	98891	Accessories	268	98949	Accessories	222
97353W18	Alcor	204		Accessories	198	98892	Accessories	268	98950	Accessories	134
97354N18	Alcor	204	98292	Accessories	303	98893	Accessories	269	98954	Accessories	268
97354W18	Alcor	204	98356	Accessories	223	98894	Accessories	269	98955	Accessories	268
97355W18	Alcor	204	98373	Accessories	267	98895	Accessories	269	98956	Accessories	272
97356W18	Alcor	205	98379	Accessories	266	98896	Accessories	269	98964	Accessories	261
97396M30	Cob44	25	98383	Accessories	266	98897	Accessories	269	98965	Accessories	269
97396M60	Cob44	25	98384	Accessories	266		Accessories	269		Accessories	255
97396N30	Cob44	25	98395	Accessories	272	98898	Accessories	270	98990	Accessories	300
97396N60	Cob44	25		Accessories	124		Accessories	269	98991	Accessories	300
97396W30	Cob44	25	98398	Accessories	227	98899	Accessories	270	99000	Accessories	267
97396W60	Cob44	25		Accessories	273		Accessories	269	99001	Accessories	267
97397M30	Cob44	25	98418	Accessories	272	98900	Accessories	270	99045	Electronics	297
97397M60	Cob44	25	98419	Accessories	272		Accessories	270	99046	Electronics	297
97397N30	Cob44	25	98420	Accessories	272	98901	Accessories	269	99074	Electronics	287
97397N60	Cob44	25	98428	Accessories	64	98902	Accessories	269		Electronics	286
97397W30	Cob44	25	98436	Accessories	301	98903	Accessories	272	99077	Electronics	287
97397W60	Cob44	25	98466	Accessories	223	98904	Accessories	272	99093	Electronics	278
97695W30	Loro	22	98469	Accessories	223	98905	Accessories	272	99105	Electronics	278
97695W60	Loro	22	98473	Accessories	223	98906	Accessories	270	99106	Electronics	278
97699W30	Loro	23		Accessories	186	98907	Accessories	270	99112	Electronics	278
97699W60	Loro	23	98496	Accessories	223	98908	Accessories	271	99115	Electronics	279
97710W00	HV44	33		Accessories	303	98909	Accessories	271	99126	Electronics	277
97714W07	Intake	186	98499	Accessories	20	98910	Accessories	271	99128	Electronics	277
97730W00	HV44	33		Accessories	303	98911	Accessories	271	99129	Electronics	277
97799W30	Beret	200	98502	Accessories	20	98912	Accessories	271	99135	Electronics	278
97799W60	Beret	200		Accessories	303	98913	Accessories	271	99141	Electronics	278
97800W30	Beret	200	98513	Accessories	234	98914	Accessories	271	99146	Electronics	278
98009	Accessories	186	98514	Accessories	234	98915	Accessories	271	99147	Electronics	278
	Accessories	303	98549	Accessories	233	98916	Accessories	270	99179	Electronics	288
98011	Ribbon	262	98550	Accessories	233	98917	Accessories	270	99181	Electronics	288
98012	Ribbon	262	98551	Accessories	266	98918	Accessories	270	99183	Electronics	288
98017	Ribbon	263	98552	Accessories	266	98919	Accessories	270	99184	Accessories	297
98025	Dropper	264	98553	Accessories	223	98920	Accessories	270	99185	Electronics	289
98033	Silicone_C	265	98554	Accessories	223	98921	Accessories	270	99186	Electronics	289
98042	Silicone_C	265	98556	Ribbon	262	98922	Accessories	270	99195	Electronics	277
	Accessories	143	98558	Ribbon	262	98925	Accessories	268	99198	Electronics	277
98049	Accessories	303	98570	Ribbon	262	98928	Accessories	268	99216	Accessories	223
			98572	Dropper	264	98929	Accessories	268	99226	Accessories	160
						98930	Accessories	268			

Codes index

CODE	Product	Page	CODE	Product	Page	CODE	Product	Page	CODE	Product	Page
99231	Accessories	227		Accessories	198	99733	Electronics	279	99971	Electronics	76
99232	Accessories	227	99560	Accessories	303	99734	Electronics	277	99976	Accessories	273
99234	Electronics	297	99563	Accessories	198	99735	Electronics	277	99977	Accessories	273
99235	Electronics	297	99584	Accessories	76	99738	Electronics	280	99978	Accessories	273
99239	Electronics	278	99588	Dropper	264	99739	Electronics	279	99979	Accessories	273
99243	Electronics	277	99590	Dropper	264	99740	Electronics	277	99983	Accessories	268
99260	Electronics	277	99592	Dropper	264	99741	Electronics	293	99984	Accessories	268
99261	Electronics	278	99598	Silicone_C	265	99742	Electronics	293	99986	Accessories	268
99262	Electronics	279	99600	Silicone_C	265	99743	Electronics	293	99988	Accessories	268
99278	Electronics	297	99602	Silicone_C	265	99744	Accessories	184	99989	Accessories	270
99307	Electronics	277	99608	Ribbon	262	99746	Accessories	232	99998	Accessories	271
99308	Electronics	295	99610	Ribbon	262	99784	Electronics	291	99999	Accessories	272
	Electronics	289	99612	Ribbon	262	99785	Electronics	291	KIT77	Accessories	215
99309	Electronics	295	99620	Silicone_C	265	99786	Electronics	291	KIT0014	Electronics	299
99311	Electronics	295	99622	Silicone_C	265	99787	Electronics	293	KIT0018	Electronics	215
99330	Electronics	280	99628	Dropper	264	99800	Accessories	106		Accessories	83
99331	Electronics	291	99630	Dropper	264	99801	Accessories	107	KIT0026	Accessories	90
99332	Electronics	293	99632	Dropper	264	99805	Accessories	50		Accessories	91
99333	Electronics	296		Accessories	198	99806	Accessories	50	KIT0027	Accessories	295
			99650	Accessories	199	99807	Accessories	50	KIT0083	Accessories	214
99342	Electronics	288		Accessories	303		Accessories	38		Accessories	86
99344	Electronics	280		Accessories	198	99808	Accessories	50	KIT0096	Accessories	301
99345	Electronics	280	99651	Accessories	199		Accessories	51		Accessories	86
99355	Electronics	298		Accessories	303		Accessories	58	KIT0098	Accessories	301
99357	Accessories	266	99660	Electronics	287		Accessories	38		Accessories	86
99358	Accessories	266	99670	Ribbon Plus	259	99809	Accessories	50	KIT0099	Accessories	301
99360	Electronics	278	99671	Ribbon Plus	259		Accessories	51		Accessories	80
99361	Electronics	280	99672	Ribbon Plus	259		Accessories	58	KIT0107	Accessories	80
99362	Electronics	281		Accessories	195		Accessories	38	KIT0108	Electronics	80
99370	Electronics	277	99680	Accessories	303	99810	Accessories	50	KIT0115	Electronics	215
99371	Electronics	284	99682	Electronics	284		Accessories	51	KIT0116	Electronics	215
99372	Electronics	284	99683	Electronics	285		Accessories	58			
99373	Electronics	281	99688	Accessories	255		Accessories	38			
99374	Electronics	283	99689	Accessories	255	99827	Accessories	50			
99375	Electronics	277	99692	Accessories	255		Accessories	51			
99376	Electronics	277	99693	Accessories	255		Accessories	58			
99377	Electronics	277	99694	Accessories	294		Accessories	38			
99479	Accessories	38	99695	Accessories	294		Accessories	50			
99485	Accessories	42	99696	Accessories	294	99828	Accessories	51			
99486	Accessories	42		Accessories	293		Accessories	58			
99487	Accessories	42	99700	Accessories	294		Accessories	38			
99491	Accessories	42		Accessories	293	99829	Accessories	50			
99492	Accessories	42	99701	Accessories	294		Accessories	51			
99497	Accessories	43		Accessories	293		Accessories	58			
99498	Accessories	43	99702	Accessories	294		Accessories	130			
99499	Accessories	43		Accessories	294	99850	Accessories	302			
99510	Accessories	38	99703	Electronics	293	99888	Accessories	24			
	Accessories	245	99708	Electronics	282	99889	Accessories	24			
99520	Accessories	255	99709	Electronics	282	99890	Accessories	24			
99521	Accessories	255	99710	Electronics	282	99898	Accessories	76			
99536	Accessories	254	99711	Electronics	282	99899	Accessories	24			
99537	Accessories	254	99712	Electronics	282	99901	Accessories	24			
99538	Accessories	255	99713	Electronics	282	99902	Accessories	24			
99539	Accessories	255	99714	Electronics	279	99903	Accessories	24			
99540	Accessories	294	99715	Electronics	280	99904	Accessories	24			
99541	Accessories	254	99721	Electronics	280	99905	Accessories	269			
99542	Accessories	261	99722	Electronics	293	99906	Accessories	269			
99544	Rubber 3D	245		Electronics	286	99907	Accessories	269			
99545	Rubber 3D	245	99723	Electronics	287	99908	Accessories	269			
99549	Accessories	254		Electronics	285	99910	Accessories	272			
99556	Accessories	76	99725	Electronics	285	99911	Accessories	272			
			99730	Electronics	280	99970	Electronics	76			
			99731	Electronics	280						
			99732	Electronics	279						

Valido dal 01/09/2021 - Valid from 01/09/2021

Eco-contributo incluso - Eco-fee included.

Tutti i prezzi sono espressi in euro (€) - All the prices are expressed in euro (€).

IVA esclusa - VAT excluded.

Condizioni generali di vendita:

- 1) Linea Light S.r.l. si riserva la facoltà di eliminare in qualsiasi momento e senza preavviso, eventuali prodotti dalla collezione o modificare parti, dettagli o finiture al fine di migliorare le prestazioni dei prodotti o in osservanza alle normative CE, nonché di apportare variazioni ai prezzi indicati senza preavviso.
- 2) L'azienda si riserva di provvedere a tutte le misure, non escluso il blocco degli ordini e delle consegne, in caso di conflittualità tra diverse attività commerciali riconducibili alla propria forza vendita o ai suoi partners.
- 3) La merce viaggia a rischio e pericolo del committente qualunque siano le modalità di spedizione. Eventuali reclami dovranno essere comunicati per raccomandata al trasportatore entro 48 ore dal ricevimento della stessa.
- 4) Qualsiasi esportazione delle merci acquistate deve essere precedentemente autorizzata per iscritto da Linea Light S.r.l..
- 5) Il costo per eventuali imballaggi speciali richiesti dal cliente, verrà addebitato al costo totale.
- 6) L'installazione è esclusa; eventuale diverso accordo potrà essere trattato direttamente con il rivenditore autorizzato.
- 7) La tonalità della luce emessa dai LED è suscettibile di piccole variazioni (CCT della luce bianca, espressa in Kelvin; lunghezza d'onda dello spettro EM per la luce colorata, espressa in nanometri). La colorazione dei vetri è suscettibile di piccole variazioni di tonalità.
- 8) La merce rimane di proprietà di Linea Light S.r.l. fino al momento dell'avvenuto pagamento.
- 9) Linea Light S.r.l. garantisce al Cliente che i prodotti forniti sono esenti da vizi di fabbricazione e/o di materiale e la loro conformità alle applicabili norme italiane e comunitarie vigenti al tempo della consegna. Salvo specifico accordo diverso ed indicazione di determinate normative da individuarsi a rischio e pericolo del Cliente, il Cliente sopporterà ogni rischio di difformità dei prodotti ad altre normative. Linea Light S.r.l. garantisce i prodotti da vizi e difetti. A pena di decadenza, il Cliente dovrà denunciare i difetti rinvenuti mediante comunicazione scritta a Linea Light S.r.l. entro 8 giorni dalla consegna ovvero dalla scoperta in caso di vizio occulto. In ogni caso, il Cliente decade dal diritto alla garanzia qualora non abbia adempiuto ai propri obblighi di pagamento nei termini convenuti. La denuncia dei difetti rilevati dovrà indicare con precisione la natura dei difetti riscontrati, il numero del lotto di Linea Light S.r.l. a cui appartengono i prodotti che si affermano viziati e eventuali prodotti consegnati a terzi o immessi sul mercato. La garanzia non opererà in caso di normale degrado d'uso dei prodotti e/o difetti o malfunzionamenti dovuti ad imperizia od uso difforme dalle istruzioni di Linea Light S.r.l.. Il Cliente decade, altresì, dal diritto alla garanzia nell'ipotesi in cui abbia apportato modifiche ovvero abbia eseguito interventi di qualsiasi natura sui prodotti senza la preventiva autorizzazione scritta di Linea Light S.r.l.. La durata della garanzia è regolamentata secondo i termini di legge dalla consegna dei prodotti. Previa registrazione del Cliente sul sito www.linealight.com ed accettazione delle condizioni previste la durata della garanzia sarà di 5 anni decorrenti dalla data della fattura di vendita. Linea Light S.r.l. riconosce in ogni caso la garanzia di legge.
- 10) I termini di consegna indicati negli ordini, seppure accettati da Linea Light S.r.l., o in altro modo pattuiti, non possono essere considerati essenziali e hanno valore meramente indicativo, salvo diverso ed espresso accordo tra le Parti. Una ragionevole tolleranza è sempre ammessa. Pertanto, in caso di ritardo nella consegna, Linea Light S.r.l. non sarà considerata in alcun modo inadempiente e nessuna eccezione potrà essere sollevata né alcuna pretesa potrà essere avanzata nei suoi confronti a tale titolo.
- 11) Per gli articoli che riportano la dicitura "on request", il prezzo verrà concordato per ogni singola richiesta.
- 12) I Prodotti potranno essere forniti all'Acquirente con colori fuori standard e in esecuzioni speciali. Il prezzo, le quantità minime per ordine, le modalità ed i tempi di consegna verranno concordati caso per caso in relazione all'ordine e/o offerta di riferimento.
- 13) Le Condizioni Generali e tutti i contratti di fornitura tra Linea Light S.r.l. e i Clienti sono disciplinati dalla legge italiana, con esclusione della Convenzione di Vienna sulla vendita internazionale di beni mobili del 1980 e delle norme di conflitto. Per ogni e qualsiasi controversia nascente dalle Condizioni Generali e/o da qualsiasi contratto di fornitura, o ad esse/essi relativa sarà competente in via inderogabile ed esclusiva il Foro di Treviso.

General terms and conditions of sale:

- 1) Linea Light S.r.l. reserves the right to eliminate and products from the collection or to modify parts, details or finishings for the purpose of improving the performance of the products or in observance of EC regulations, as well as make changes to the indicated prices at any time and without prior notice.
- 2) The company reserves the right to take any and all measures, including blocking orders and deliveries, in the event of conflict between different businesses traceable to its sales force or its partners.
- 3) The goods travel at the risk of the customer no matter what the shipping conditions are. Any claims must be communicated via registered, return-receipt post to the transporter within 48 hours of receiving the goods.
- 4) Any exportation of the goods purchased must be authorised in writing ahead of time by Linea Light S.r.l..
- 5) The cost of any special packaging requested by the customer will be charged at the total cost.
- 6) Installation is not included. Any other agreement must be made directly with the authorised retailer.
- 7) The colour shade of the light emitted by the LEDs is subject to slight variations (CCT of white light expressed in Kelvin; wavelength of the EM spectrum for coloured light expressed in nanometres). The colouring of the glass is subject to slight variations in shade.
- 8) The goods remain the property of Linea Light S.r.l. until full payment has been made.
- 9) Linea Light S.r.l. guarantees to Customers that the supplied products present no manufacturing and/or material defects and are compliant with Italian and EU standards in force at the time of delivery. Unless otherwise specifically agreed and in the event of specific regulations to be identified at the Customer's own risk and peril, the Customer shall bear any risk of the products' non-compliance with other regulations. Linea Light S.r.l. guarantees the products against faults and defects. Customers that do not report the defects found by sending written notice to Linea Light S.r.l. within eight days of delivery or of when they discover a hidden defect shall lose the right to the warranty. In any case, Customers that have not satisfied their payment obligations under the agreed terms shall lose the right to the warranty. The notice reporting the defects found shall include specific indication of the nature of such defects, the Linea Light S.r.l. lot number of the products claimed to be defective and any products delivered to third parties or put on the market. The warranty shall not apply to normal wear and tear of products and/or defects or malfunctioning due to incompetence or use inconsistent with Linea Light S.r.l.'s instructions. Moreover, Customers shall lose the right to the warranty if they have made changes to the products or have performed work of any kind on them without Linea Light S.r.l.'s prior written authorisation. The term of the warranty is governed by law from delivery of the products. When Customers register at www.linealight.com and accept the established terms and conditions, the term of the warranty shall be five years from the date of the sale invoice. Linea Light S.r.l. recognises legal warranties in all cases.
- 10) The terms of delivery indicated in the orders, even if Linea Light S.r.l. has accepted them, or otherwise agreed, may not be considered essential and are merely indicative, unless the Parties have expressly agreed otherwise. Reasonable tolerance always applies. Therefore, if delivery is delayed, Linea Light S.r.l. shall not be considered in breach in any way and no claims may be made nor challenges raised against it for this reason.
- 11) For the items indicated as "on request", the price will be agreed upon for each individual request.
- 12) The Products can be supplied to our clients with non-standard colors and special elaborations. The price, minimum quantities per order, methods and delivery times will be agreed by studying each case individually in relation to the order and / or offer reference.
- 13) All General Terms and Conditions and all supply contracts between Linea Light S.r.l. and Customers are governed by Italian law, with the exception of the Vienna Convention of 1980 applicable to the international sale of goods and the provisions for disputes. The Treviso Court shall have indisputable and exclusive jurisdiction for any and all disputes arising from the General Terms and Conditions and/or any supply contract or related to it.

Addresses

Linea Light HQ Italy

via della Fornace, 59 z.i.
31023 Castelmolin di Resana (TV) - Italy
Phone: +39 0423 7868
Fax: +39 0423 786900
info@linealight.com

Linea Light Milano

via Morimondo, 26 int. 17G
20143 Milano - Italy
Phone: +39 02 36750915
Fax: +39 02 36750915
milano@linealight.com

Linea Light Roma

Via La Spezia, 34
00182 Roma - Italy
Phone: +39 06 68589134
info@linealightroma.com

Linea Light UK

Suite 109 - The Business Design Centre
52 Upper Street - Islington N10QH
London - UK
Phone: +44 0203 6371983
info@linealight-uk.com

Linea Light France

Z.A. Heiden Est, 12 rue des Pays-Bas
68310 Wittelsheim - France
Phone: +33 389 75 52 23
Fax: +33 389 75 59 07
info@linealight.fr

Linea Light Deutschland

Aktienstraße 214
45473 Mülheim Ruhr - Germany
Phone: +49 208 299979-0
Fax: +49 208 299979-10
service@linealight.de

Linea Light USA - Inter Lux

3741 Commerce Drive
Suites 306-308
Baltimore, MD 21227 - USA
Phone: +1 410 381 1497
Fax: +1 410 381 1589
answers@inter-lux.com

Linea Light Russia

Design Center Artplay
Nizhnyaya Syromyatnicheskaya 10/2 enter B,
3rd floor, office 14
105120 Moscow - Russia Federation
Phone: +7 495 639 9941
info@linealight.ru

Linea Light Spain

C/ Longares, 48
28022 Madrid - Spain
Phone: +34 912534773
gestion@linealight.com

Linea Light Singapore

21 Kaki Bukit Place, 5th Fl.
Eunos Techpark Singapore
416199 Singapore
Phone: +65-6908 5758
info.sg@linealight.com

Linea Light GCC

Jumeirah Lake Towers
JBC2 - 35th Floor Cluster V - Dubai - UAE
P.O. Box 125902
Phone: +971 4 4218275
Fax: +971 4 4218274
info@linealight.ae

Linea Light Asia - Pacific

No. 7, Nanyi Huayuan Road, Industry Avenue,
528478 Xiaolan Town, Zhongshan City,
Guangdong Province - China
Phone: +86 760 87618355
info@linealight.com.cn

Printed in Italy

August 2021

Photography and post production

Matteo Lavazza Seranto photography studio

Artwork

Emanuele Nicoletti Serra

Architectural Drawings

Mario Cappelletto



linealight.com



Special edition to celebrate the new 2021 factory

linealight.com